

2017



Campbell Fittings



THE LEADER IN HOSE SYSTEMS TECHNOLOGY

Campbell Fittings



A

PAGES 3-8

- Combination Nipples
- Menders
- TOE Nipples
- Reducing Nipples
- Suction Hose Couplings
- NST Suction Hose Couplings
- Ball & Socket Couplings
- Strainers
- Foot Valves



F

PAGES 33-36

- ChemJoint™ Couplings
- ChemJoint™ Male Stems
- ChemJoint™ Weld-on Couplings
- ChemJoint™ Unions



B

PAGES 9-12

- Crimpology Nipples
- FRAC-16C
- Male Swivels **NEW!**
- 206 Hose Union
- Flanges
- Turnback Flanges



G

PAGES 37-40

NEW!

- Sanitary Fittings for Food & Beverage**
- Tri-Clamp Couplings
 - Machined Ferrules
 - PCT Couplings (Wine)
 - Wine Ferrules



C

PAGES 13-20

- Campbell Cobra™ Cam & Groove Couplings
- Standard Cobra™ Cam & Groove Couplings



H

PAGES 41-48

- Ferrules (standard length)
- Ferrules (206/frac)
- Ferrules (long)
- Ferrules (light duty)
- Sleeves (standard length)
- Sleeves (short)



D

PAGES 21-26

- Viton® Seal Ground Joint Couplings
- Viton® Seal Crimped Steam Couplings
- HeatWave Couplings **NEW!**
- Interlocking Male Stems
- Air Hammer Couplings
- Interlocking U-Bolt Clamps
- Whip Check Safety Cables



I

PAGES 49-54

- Barbed Insert Fittings
- Brass Push-on Fittings
- Garden Hose Couplings
- Brass Ferrules



E

PAGES 27-32

- Universal Couplings
- UniversaLock™ Couplings
- Nitrogen Couplings
- Single-Lock Couplings
- Double-Lock Couplings



J

PAGES 55-61

- Band Clamps
- Worm Gear Clamps
- T-Bolt Clamps
- Double Bolt Clamps
- Spiral Clamps

Campbell Coupling Selection Guide

From the Selection Guide below, choose an appropriate coupling based on the hose type and application working pressure.

Hose construction will affect the working pressure of a hose system. The following chart outlines the maximum working pressure of each Campbell coupling based on the type and size of hose used, as well as the attachment, and identifies the Campbell catalog section in which the coupling can be found.

Hose System Components			MAX. SYSTEM WORKING PRESSURE (PSI @ 70°F)													
			Hose Size													
Fitting/Coupling	Attachment	Hose Type	1/2	3/4	1	1-1/4	1-1/2	2	2-1/2	3	4	6	8	10	12	
A	Combination Nipple	Short Sleeve	Rubber	400	350	300	275	250	225	225	225	175	175	150	125	100
	Combination Nipple	Short Sleeve	Chemical	200	200	200	140	130	120	110	100	50	-	-	-	-
	Combination Nipple	Short Sleeve	PVC	150	125	100	90	85	65	60	55	40	30	20	-	-
	Suction Coupling	Short Sleeve	Rubber	-	-	-	275	250	225	210	200	175	150	100	-	-
	Suction Coupling	Short Sleeve	PVC	-	-	-	90	85	65	60	55	40	30	20	-	-
	Ball & Socket Coupling 3,6	Short Sleeve	Rubber	-	-	-	-	-	300	-	250	225	140	60	-	-
	Ball & Socket Coupling 3,6	Short Sleeve	PVC	-	-	-	-	-	170	-	140	100	80	50	-	-
B	Crimpnology Nipple	Ferrule	Chem/Rubber	-	-	500	350	325	300	275	250	250	225	175	-	-
	Crimpnology Nipple	Ferrule	Soft	-	-	200	175	150	150	125	100	75	50	20	-	-
	Long Crimpnology Nipple	Long Ferrule	Rubber	-	-	-	-	1000	1000	650	600	500	-	-	-	-
	Crimpnology Nipple Swivel	Ferrule	Chem/Rubber	-	500	500	-	-	-	-	-	-	-	-	-	-
	Long Crimpnology Nipple Swivel	Long Ferrule	Chem/Rubber	-	-	-	500	500	500	-	-	-	-	-	-	-
	Crimpnology Flange (steel) 4	Ferrule	Chem/Rubber	-	-	-	-	285	285	275	250	250	225	175	-	-
	Crimpnology Flange (ss) 4	Ferrule	Chem/Rubber	-	-	-	-	230	230	230	230	230	225	-	-	-
FRAC-16C	Frac Ferrule	Rubber	-	-	-	-	-	-	-	-	400	-	-	-	-	
206 Hose Union (forged steel)	Frac Ferrule	Rubber	-	-	-	-	-	-	-	-	400	-	-	-	-	
C	Campbell Cobra SS C&G 5	Ferrule	Chem/Rubber	-	-	250	-	250	250	150	150	125	-	-	-	-
	Campbell Cobra AL C&G 5	Ferrule	Chem/Rubber	-	-	-	-	250	200	150	125	75	call	-	-	-
D	Viton Ground Joint/ Air Hammer/Male Stem	U-Bolt Clamp	Rubber/Steam	1500	1250	1250	1250	1250	1250	800	500	500	-	-	-	-
	Viton Ground Joint Cplg/Male Stem	Staked-on Ferrule	Steam	1250	1250	1250	-	-	call	-	call	-	-	-	-	-
	Viton Ground Joint/ Air Hammer/Male Stem	Long Ferrule	Rubber	1000	1000	1000	1000	1000	1000	650	500	500	-	-	-	-
	HeatWave Coupling/HW Male	Staked-on Ferrule	Rubber	-	-	-	-	-	call	-	call	-	-	-	-	-
E	UniversaLock 6	Ferrule	Air	300	300	300	-	-	-	-	-	-	-	-	-	-
	Universal 6	Ferrule	Air	150	150	150	-	-	-	-	-	-	-	-	-	-
	Single-Lock Cplg 6	Ferrule	Air	300	300	300	-	-	-	-	-	-	-	-	-	-
	Double-Lock Cplg 6	Ferrule	Air	300	300	300	-	-	-	-	-	-	-	-	-	-
F	ChemJoint/Male Stem	Ferrule	Chemical	350	400	450	325	250	250	225	225	200	-	-	-	-
	ChemJoint/Male Stem	Ferrule	Rubber	350	400	450	425	400	350	325	300	250	-	-	-	-
G	Tri-Clamp	Ferrule	Sanitary	-	-	500	-	450	350	325	300	-	-	-	-	-
	Tri-Clamp	Mach. Ferrule	Sanitary	-	-	500	-	500	400	375	350	-	-	-	-	-
	Wine Fitting	Ferrule	Sanitary	-	-	-	-	450	350	-	300	-	-	-	-	-
	Wine Fitting	Band Clamps	Sanitary	-	-	-	-	100	100	-	50	-	-	-	-	-

HOSE SYSTEM PRESSURE DERATING MULTIPLIERS FOR ELEVATED TEMPERATURES (°F)*										
Hose Type	70°	90°	150°	200°	250°	300°	350°	400°	450°	500°
Steam, Hot Tar, Asphalt	1.00	0.95	0.81	0.68	0.56	0.44	0.32	0.20	0.08	N/R
PVC	1.00	0.82	0.30	N/R	N/R	N/R	N/R	N/R	N/R	N/R
All other	1.00	0.91	0.64	0.42	0.20	N/R	N/R	N/R	N/R	N/R
No hose: weld-on or union	1.00	1.00	0.97	0.95	0.92	0.89	0.86	0.84	0.81	N/R

* System temperature is affected by both the media and the environment. N/R means NOT RECOMMENDED!

- For normal fluids (not hazardous, combustible, flammable, volatile, corrosive, ammonia or LPG). Individual testing should be employed for non-normal fluids to ensure capability. Pressures shown are only valid for the fitting/coupling/attachment and hose combinations indicated and for their threaded mating parts. System working pressure does not include end pull forces. Not for plastic fittings/couplings. All hose systems must be assembled using Campbell procedures and crimp specifications. See elevated temperature derating chart above. Consult factory for reduced temperatures. **Never exceed the working pressure of the lowest rated component in the hose system.** Maximum working pressure includes the highest pressure the system will experience, such as spikes, surges, and water hammer effects. (For example: If a system consists of a hose rated to 150 PSI and the couplings are rated to 500 PSI, the system should never be used in excess of 150 PSI.)

- Hose descriptions: **Air** - any smooth bore rubber air or water hose. Includes most general purpose hose; **Chemical** - any smooth bore rubber chemical hose, including plastic lined (PTFE, UHMW, XLPE). Does not include soft tube hose; **PVC** - any smooth bore PVC or vinyl hose; **Rubber** - any smooth bore rubber hose except steam, hot tar & asphalt, chemical, and soft tube hose; **Soft** - any smooth bore rubber hose with a thick, soft tube. Usually gum rubber and some food-grade hose; **Steam** - includes hot tar and asphalt; **Sanitary** - includes any food-grade hose

- Ball & Socket pressure ratings are based on 1.5x WP.
- Due to limitations with flanges, consult factory for temperatures other than 70°F.
- Campbell COBRA Cam & Groove Couplings are identified by the name "Campbell" on the body, by the ferrule interlock groove, and by the part number, which includes a "C" suffix. Not for air or gas service. 1
- Maximum temperature 160°F.

Campbell Test Reports

Abbreviated Reports and Results

Campbell engineering has conducted nearly 1,000 hydrostatic tests. The following are results from several popular products. Please contact our customer support team to receive test reports on other Campbell products.

The Safety Factor

The RMA requires that hose working pressures include a safety factor commensurate with their intended application. Most hoses are required to meet a 4x safety factor, except the following: Water hose rated under 150 PSI requires a 3x safety factor; Steam hose requires a 10x safety factor; and Hose conveying gas in a liquid state requires a 5x safety factor. (For example: a 150 PSI rated air hose has a 4x safety factor and must be successfully tested to a minimum of 600 PSI.)

Campbell's fitting and coupling pressure ratings match the RMA safety factor requirements with most hoses. Due to the wide variety of industrial hoses, as well as variations in design, construction, and material, we cannot guarantee that our pressure ratings meet the safety factor requirement with every hose.

If you have any questions about pressure ratings, please contact Campbell Fittings.



HYDROSTATIC TEST REPORT

Hose

Fuel drop: 3" ContiTech (GY) Infinity rated to 100 psi.

Couplings

Cam & Groove: 3" Campbell Cobra aluminum C x E
- coupling/sleeve system rated to 75 psi. WP

Attachment

Crimped: Aluminum Sleeves

Goal

Burst hose beyond 400 psi. (hose WP of 100 psi. @ 4 to 1 Safety Factor)

Results

Hose burst at 508 psi. (system exceeded 4x WP)



HYDROSTATIC TEST REPORT

Hose

Chemical: 2" ContiTech (GY) XLPE rated to 150 psi.

Couplings

ChemJoint®: 2" male x female
- coupling/ferrule system rated to 250 psi. WP (swivel nut tightened by hand)

Attachment

Crimped: Stainless Steel Ferrules

Goal

Burst hose beyond 600 psi. (hose WP of 150 psi. @ 4 to 1 Safety Factor)

Results:

Hose burst at 1426 psi. (system exceeded 4x WP)



HYDROSTATIC TEST REPORT

Hose

Oilfield: 4" ContiTech (GY) FRAC Blender Hose rated to 400 psi.

Couplings

Crimpnology Nipple: 4" FRAC-16 both ends*
- fitting/ferrule system rated to 400 psi WP

Attachment

Crimped: Campbell Frac Ferrules, Plated Steel

Goal

Burst hose beyond 1600 psi. (hose WP of 400 psi. @ 4 to 1 Safety Factor)

Results

Hose burst at 1715 psi. (system exceeded 4x WP)

* NOTE: similar successful results have been achieved with the Campbell "one-piece" 206 union manufactured with the same hose shank design for the same application.



HYDROSTATIC TEST REPORT

Hose

High pressure air: 3" Boston Bulldog Gold HP Air Hose rated to 600 psi.

Couplings

Ground Joint/Male Stem: 3" Heat Wave® male stem on both ends
- coupling/ferrule system rated to 600 psi WP

Attachment

Crimped: Staked-on Ferrule

Goal

Burst hose beyond 2400 psi. at 200°F (hose WP of 600 psi. @ 4 to 1 Safety Factor)

Results

Hose burst at 3539 psi. at 200°F (system exceeded 4x WP)



HYDROSTATIC TEST REPORT

Hose

Frac: 4" ContiTech Oilfield Fracturing Hose rated to 400 psi.

Couplings

206 Hose Union: Male x female Campbell 206 hose union rated to 400 psi.

Attachment

Crimped: Campbell Frac Ferrules, Plated Steel

Goal

Burst hose beyond 1600 psi. (hose WP of 400 psi. @ 4 to 1 Safety Factor)

Results

Hose burst at 1879 psi. (system exceeded 4x WP)



HYDROSTATIC TEST REPORT

Hose

High pressure air: 2" Dayco Wildcatter rated to 3000 psi.*

Couplings

Ground Joint: 2" Campbell Viton® Seal female x male
- coupling/ferrule system rated to 1000 psi. WP

Attachment

Crimped: Steel Long Ferrules

Goal

Establish the limits of the coupling/ferrule system, performed with the wing nut tightened only by hand. *NOTE: Campbell system is only rated to 1000 psi.

Results

Hose burst at 9500 psi. (couplings exceeded WP by more than 9x WP)



HYDROSTATIC TEST REPORT

Hose

Sanitary: 1-1/2" Continental Purple Snake rated to 232 psi.

Couplings

Sanitary: 1-1/2" Tri-Clamp
- fitting/ferrule system rated to 450 psi. WP

Attachment

Crimped: Stainless Steel Ferrules

Goal

Burst hose beyond 928 psi. (hose WP of 232 psi. @ 4 to 1 Safety Factor)

Results

Hose burst at 2198 psi. (system exceeded 9.5x WP)



HYDROSTATIC TEST REPORT

Hose

Layflat: 1-1/2" Kuriyama rated to 75 psi.

Couplings

Aluminum pin-lug: 1-1/2" Campbell male x female
- coupling/sleeve system rated to 150 psi.

Attachment

Crimped: Carbon Steel Sleeves

Goal

Burst hose beyond 225 psi. (hose WP of 75 psi. @ 3 to 1 Safety Factor)

Results

Hose burst at 228 psi. (system exceeded 3x WP)




Campbell Crimpnology™
offers crimping flexibility for your
multi-purpose hose applications.



COMBINATION NIPPLES AND MENDERS

Features & Benefits

- Maximum number of serrations for maximum holding power.
- Long lead serration for easier hose insertion.
- Formed hex wrench area on 3/4" through 1-1/2" combination nipples for easier installation.



Recommended Hose Attachment

- Sleeves
- Preformed Bands

Recommended Use

- Liquid, bulk handling, low-pressure air

SUCTION HOSE COUPLINGS

Features & Benefits

- Maximum number of serrations for maximum holding power.
- Long lead serration for easier hose insertion.
- Suction Couplings machined from pipe eliminate porosity and parting lines, improving sealing and retention.

Recommended Hose Attachment

- Sleeves
- Preformed Bands

Recommended Use

- Liquid, bulk handling



Manufacturing Suction Hose Couplings from pipe eliminates wide, flat mating surfaces at the male and female halves.

BALL & SOCKET COUPLINGS

Features & Benefits

- Proven, Campbell-style machined hose shank is designed for crimping (crimp specs available).
- Shank design dramatically improves sealing and retention, cuts installation time in half.
- Hose shanks are welded to ball & socket ball ends.

Recommended Hose Attachment

- Sleeves

Recommended Use


- Water Suction/Discharge
- Sewage bypass



Bauer-style vs. Campbell Ball & Socket

MAX. SYSTEM WORKING PRESSURE (PSI @ 70°F) SEE NOTE 1

Hose System Components			Hose Size												
Fitting/Coupling	Attachment	Hose Type	1/2	3/4	1	1-1/4	1-1/2	2	2-1/2	3	4	6	8	10	12
Combination Nipple	Short Sleeve	Rubber	400	350	300	275	250	225	225	225	175	175	150	125	100
Combination Nipple	Short Sleeve	Chemical	200	200	200	140	130	120	110	100	50	-	-	-	-
Combination Nipple	Short Sleeve	PVC	150	125	100	90	85	65	60	55	40	30	20	-	-
Suction Coupling	Short Sleeve	Rubber	-	-	-	275	250	225	210	200	175	150	100	-	-
Suction Coupling	Short Sleeve	PVC	-	-	-	90	85	65	60	55	40	30	20	-	-
Ball & Socket Cplg*	Short Sleeve	Rubber	-	-	-	-	-	300	-	250	225	140	60	-	-
Ball & Socket Cplg*	Short Sleeve	PVC	-	-	-	-	-	170	-	140	100	80	50	-	-



THREADED



hose size	part number	list each
1/2	HAS-2	4.43
3/4	HAS-3	4.54
1	HAS-4	5.28
1-1/4	HAS-5	6.81
1-1/2	HAS-6	7.62
2	HAS-8	9.92
2-1/2	HAS-10	19.56
3	HAS-12	23.43
4	HAS-16	36.12
5	HAS-20	83.82
6	HAS-24	94.67
8	HAS-32	165.00
10	HAS-40	267.62
12	HAS-48	389.69

Plated Steel

1/2	HAPS-2	4.91
3/4	HAPS-3	5.07
1	HAPS-4	6.13
1-1/4	HAPS-5	7.27
1-1/2	HAPS-6	8.58
2	HAPS-8	11.98
2-1/2	HAPS-10	22.73
3	HAPS-12	27.54
4	HAPS-16	40.95
5	HAPS-20	91.99
6	HAPS-24	105.57
8	HAPS-32	203.88
10	HAPS-40	337.27
12	HAPS-48	491.65

316 Stainless

1/2	HASS-2	20.89
3/4	HASS-3	20.94
1	HASS-4	21.04
1-1/4	HASS-5	26.83
1-1/2	HASS-6	32.92
2	HASS-8	44.55
2-1/2	HASS-10	81.92
3	HASS-12	116.23
4	HASS-16	182.36
5	HASS-20	400.95
6	HASS-24	503.12
8	HASS-32	965.25
10	HASS-40	2782.43
12	HASS-48	5605.26

Hastelloy®

hose size	part number	list each
1	HAHAST-4	POR
1-1/2	HAHAST-6	POR
2	HAHAST-8	POR
3	HAHAST-12	POR
4	HAHAST-16	POR

Brass

1/2	HAB-2	17.99
3/4	HAB-3	25.81
1	HAB-4	26.00
1-1/4	HAB-5	32.98
1-1/2	HAB-6	36.97
2	HAB-8	52.85
2-1/2	HAB-10	92.75
3	HAB-12	126.77
4	HAB-16	259.90

Aluminum

1/2	HAA-2	15.94
3/4	HAA-3	15.13
1	HAA-4	16.13
1-1/4	HAA-5	16.80
1-1/2	HAA-6	17.15
2	HAA-8	20.27
2-1/2	HAA-10	50.40
3	HAA-12	48.00
4	HAA-16	76.78
5	HAA-20	167.97
6	HAA-24	188.75

BEVELED



hose size	part number	list each
3/4	HAS-3 BV	6.80
1	HAS-4 BV	6.89
1-1/4	HAS-5 BV	9.39
1-1/2	HAS-6 BV	9.50
2	HAS-8 BV	11.76
2-1/2	HAS-10 BV	22.21
3	HAS-12 BV	26.35
4	HAS-16 BV	40.08
5	HAS-20 BV	88.55
6	HAS-24 BV	101.19
8	HAS-32 BV	181.28
10	HAS-40 BV	320.17
12	HAS-48 BV	453.82

316 Stainless

1/2	HASS-2 BV	27.39
3/4	HASS-3 BV	26.82
1	HASS-4 BV	26.13
1-1/4	HASS-5 BV	38.97
1-1/2	HASS-6 BV	34.17
2	HASS-8 BV	54.39
2-1/2	HASS-10 BV	96.71
3	HASS-12 BV	122.00
4	HASS-16 BV	182.72
5	HASS-20 BV	520.18
6	HASS-24 BV	502.28
8	HASS-32 BV	837.16
10	HASS-40 BV	POR
12	HASS-48 BV	POR

GROOVED



hose size	part number	list each
3/4	HAGS-3	14.89
1	HAGS-4	10.89
1-1/4	HAGS-5	13.13
1-1/2	HAGS-6	14.32
2	HAGS-8	17.63
2-1/2	HAGS-10	23.71
3	HAGS-12	25.54
4	HAGS-16	37.37
5	HAGS-20	84.90
6	HAGS-24	101.58
8	HAGS-32	178.05
10	HAGS-40	313.73
12	HAGS-48	441.60

316 Stainless

1	HAGSS-4	42.57
1-1/4	HAGSS-5	45.87
1-1/2	HAGSS-6	46.04
2	HAGSS-8	52.41
3	HAGSS-12	142.92
4	HAGSS-16	198.96
5	HAGSS-20	520.18
6	HAGSS-24	561.51
8	HAGSS-32	1267.59

REDUCER



npt x hose	part number	list each
1 X 3/4	HRS-4X3	11.66
1-1/4 X 1	HRS-5X4	15.34
1-1/2 X 1-1/4	HRS-6X5	13.86
2 X 1-1/2	HRS-8X6	16.96
2-1/2 X 2	HRS-10X8	30.96
3 X 2-1/2	HRS-12X10	37.32
4 X 3	HRS-16X12	75.79

Plated Steel

1 X 3/4	HRPS-4X3	11.66
1-1/4 X 1	HRPS-5X4	16.11
1-1/2 X 1-1/4	HRPS-6X5	14.55
2 X 1-1/2	HRPS-8X6	17.81
2-1/2 X 2	HRPS-10X8	32.51
3 X 2-1/2	HRPS-12X10	39.19
4 X 3	HRPS-16X12	78.82

316 Stainless

1 X 3/4	HRSS-4X3	46.16
1-1/4 X 1	HRSS-5X4	57.72
1-1/2 X 1-1/4	HRSS-6X5	83.40
2 X 1-1/2	HRSS-8X6	98.91
2-1/2 X 2	HRSS-10X8	122.23

Other configurations and materials not listed above can be quoted upon request.

EXPANDER



Steel	npt x hose	part number	list each
	3/4 X 1	HES-3X4	8.05
	1 X 1-1/4	HES-4X5	10.19
	1-1/4 X 1-1/2	HES-5X6	10.89
	1-1/2 X 2	HES-6X8	20.30
	2 X 2-1/2	HES-8X10	31.15
	2-1/2 X 3	HES-10X12	38.25
	3 X 4	HES-12X16	77.02

Plated Steel

	1/2 X 3/4	HEPS-2X3	12.93
	3/4 X 1	HEPS-3X4	8.39
	1 X 1-1/4	HEPS-4X5	10.84
	1-1/4 X 1-1/2	HEPS-5X6	11.38
	1-1/4 X 2	HEPS-5X8	26.90
	1-1/2 X 2	HEPS-6X8	22.10
	2 X 2-1/2	HEPS-8X10	32.47
	2-1/2 X 3	HEPS-10X12	40.41
	3 X 4	HEPS-12X16	87.58

316 Stainless

	1/2 X 3/4	HESS-2X3	33.48
	3/4 X 1	HESS-3X4	31.89
	1 X 1-1/4	HESS-4X5	71.72
	1 X 1-1/2	HESS-4X6	79.69
	1-1/4 X 1-1/2	HESS-5X6	82.90
	1-1/4 X 2	HESS-5X8	87.68
	1-1/2 X 2	HESS-6X8	95.66
	2 X 2-1/2	HESS-8X10	119.55

MENDER



Plated Steel	hose size	part number	list each
	1/2	HCPS-2	7.39
	3/4	HCPS-3	6.00
	1	HCPS-4	6.10
	1-1/4	HCPS-5	9.18
	1-1/2	HCPS-6	9.36
	2	HCPS-8	12.09
	2-1/2	HCPS-10	22.66
	3	HCPS-12	23.28
	4	HCPS-16	41.33
	5	HCPS-20	135.35
	6	HCPS-24	88.75
	8	HCPS-32	220.32
	10	HCPS-40	381.53
	12	HCPS-48	604.08

316 Stainless

	3/4	HCSS-3	57.95
	1	HCSS-4	63.29
	1-1/4	HCSS-5	68.17
	1-1/2	HCSS-6	80.04
	2	HCSS-8	82.36
	3	HCSS-12	186.61
	4	HCSS-16	219.08
	6	HCSS-24	896.02

Brass

	3/4	HCB-3	14.68
	1	HCB-4	15.11
	1-1/4	HCB-5	24.46
	1-1/2	HCB-6	39.70
	2	HCB-8	43.69

TOE NIPPLES AND REDUCING NIPPLES



TOE NIPPLES



Steel	npt x length	part number	list each
	1/2 X 1-1/2	RN-2S	1.95
	1/2 X 2	RN-2	1.95
	3/4 X 1-1/2	RN-3S	2.41
	3/4 X 2	RN-3	2.43
	1 X 2	RN-4	3.55
	1-1/4 X 2	RN-5	4.63
	1-1/4 X 2-1/2	RN-5L	5.20
	1-1/2 X 2	RN-6	5.53
	1-1/2 X 2-1/2	RN-6L	5.91
	1-1/2 X 3	RN-6XL	6.72
	2 X 2	RN-8	6.89
	2 X 2-1/2	RN-8L	7.66
	2 X 3	RN-8XL	8.77
	2-1/2 X 2-1/2	RN-10S	24.88
	3 X 3	RN-12	27.95
	3 X 3-1/2	RN-12L	29.96
	3 X 4	RN-12XL	33.26
	4 X 4	RN-16	46.36

304 Stainless

	1/2 X 1-1/2	RNS-2S	9.01
	1/2 X 2	RNS-2	9.39
	3/4 X 1-1/2	RNS-3S	9.56
	3/4 X 2	RNS-3	9.78
	1 X 2	RNS-4	14.13
	1-1/4 X 2	RNS-5	14.73
	1-1/4 X 2-1/2	RNS-5L	15.94
	1-1/2 X 2	RNS-6	16.99
	1-1/2 X 2-1/2	RNS-6L	17.24
	1-1/2 X 3	RNS-6XL	18.04
	2 X 2	RNS-8	23.02
	2 X 2-1/2	RNS-8L	23.75
	2 X 3	RNS-8XL	28.04
	2-1/2 X 2-1/2	RNS-10S	66.31
	3 X 3	RNS-12	70.68
	3 X 3-1/2	RNS-12L	76.63
	3 X 4	RNS-12XL	89.40

REDUCING NIPPLES



Steel	npt x npt	part number	list each
	3/4 X 1/2	NS 3-2	9.62
	1 X 3/4	NS 4-3	10.30
	1-1/4 X 1	NS 5-4	15.09
	1-1/2 X 1-1/4	NS 6-5	16.31
	2 X 1-1/2	NS 8-6	17.15
	2-1/2 X 2	NS 10-8	34.30
	3 X 2	NS 12-8	55.74
	3 X 2-1/2	NS 12-10	37.75
	4 X 3	NS 16-12	60.05



SUCTION HOSE COUPLINGS

COMPLETE SET



Shanks: Plated Steel		Nut: Brass		
hose size	part number	list each		
1-1/4	CSB-5	45.36		
1-1/2	CSB-6	32.45		
2	CSB-8	41.89		
2-1/2	CSB-10	60.55		
3	CSB-12	71.90		
4	CSB-16	115.74		
6	CSB-24	239.86		
8	CSB-32	802.05		

FEMALE SHANK



Shank: Plated Steel		Nut: Brass		
hose size	part number	list each		
1-1/4	FSB-5	27.31		
1-1/2	FSB-6	18.80		
2	FSB-8	21.31		
2-1/2	FSB-10	32.00		
3	FSB-12	39.92		
4	FSB-16	69.05		
6	FSB-24	136.33		
8	FSB-32	599.56		

MALE SHANK



Plated Steel			
hose size	part number	list each	
1-1/4	MS-5	17.85	
1-1/2	MS-6	13.22	
2	MS-8	19.88	
2-1/2	MS-10	28.67	
3	MS-12	31.10	
4	MS-16	45.41	
6	MS-24	100.68	
8	MS-32	159.77	

IMPORT SUCTION HOSE COUPLINGS

COMPLETE SET



Shanks: Aluminum		Nut: Brass		
hose size	part number	list each		
1-1/2	CAB-150	12.32		
2	CAB-200	18.25		
2-1/2	CAB-250	33.84		
3	CAB-300	38.02		
4	CAB-400	67.07		
6	CAB-600	158.11		

Shanks: Brass
Nut: Brass

1-1/2	CBB-150	50.68		
2	CBB-200	71.99		
3	CBB-300	160.27		
4	CBB-400	316.17		

FEMALE SHANK



Shank: Aluminum		Nut: Brass		
hose size	part number	list each		
1-1/2	FAB-150	8.61		
2	FAB-200	12.52		
2-1/2	FAB-250	21.33		
3	FAB-300	25.54		
4	FAB-400	45.34		
6	FAB-600	107.11		

Shank: Brass
Nut: Brass

1-1/2	FBB-150	25.14		
2	FBB-200	42.53		
3	FBB-300	89.80		
4	FBB-400	162.21		

MALE SHANK



Aluminum			
hose size	part number	list each	
1-1/2	MA-150	4.52	
2	MA-200	6.30	
2-1/2	MA-250	11.52	
3	MA-300	14.34	
4	MA-400	24.02	
6	MA-600	50.86	

Brass

1-1/2	MB-150	22.56		
2	MB-200	32.78		
3	MB-300	78.29		
4	MB-400	128.61		

IMPORT SUCTION HOSE COUPLINGS (NST threads)

COMPLETE SET



Shanks: Aluminum		Nut: Brass		
hose size	part number	list each		
1-1/2	NSTA-150	19.28		
2-1/2	NSTA-250	36.95		

Shanks: Ductile Iron
Nut: Ductile Iron

1-1/2	NSTD-150	22.36		
2-1/2	NSTD-250	59.13		

Shanks: Brass
Nut: Brass

1-1/2	NSTB-150	64.92		
2-1/2	NSTB-250	142.15		

WASHER



Neoprene (NPSM)			
hose size	part number	list each	
1-1/4	WN-5	0.74	
1-1/2	WN-6	0.74	
2	WN-8	0.82	
2-1/2	WN-10	0.95	
3	WN-12	1.49	
4	WN-16	1.91	
6	WN-24	7.50	
8	WN-32	16.23	

SPANNER WRENCH




size	part number	list each
1-1/2	SW-6	10.04
2	SW-8	10.04
3	SW-12	12.03
4	SW-16	12.03
6	SW-32	57.28
8	SW-32	57.28

ADJUSTABLE HYDRANT WRENCH



part number	list each
AHW-1	54.89

- Adjustable for 1-1/4" square nuts and pentagon hydrant nuts up to 1-3/4" point to flat.
- Spanner hook for 1-1/2" through 6" pin lug nuts.
- 18" overall length.



BALL & SOCKET COMPLETE SET

NEW!



hose size	part number	list each
2	BSGS-8	163.00
3	BSGS-12	245.00
4	BSGS-16	310.00
6	BSGS-24	625.00
8	BSGS-32	1060.00

FEMALE*

(socket x machined hose end)



hose size	part number	list each
2	BFGS-8	61.32
3	BFGS-12	86.26
4	BFGS-16	110.70
6	BFGS-24	229.67
8	BFGS-32	410.45

*Sold without SBR ring gasket

MALE

(ball x machined hose end)




hose size	part number	list each
2	BMGS-8	60.77
3	BMGS-12	85.22
4	BMGS-16	105.09
6	BMGS-24	207.49
8	BMGS-32	363.73


RING GASKET



SBR hose size	part number	list each
2	BSG-8	5.08
3	BSG-12	6.15
4	BSG-16	5.97
6	BSG-24	11.67
8	BSG-32	19.97



ROUND HOLE STEEL STRAINER



npsm size	part number	list each
1-1/2	RHS-6	22.40
2	RHS-8	25.56
2-1/2	RHS-10	29.34
3	RHS-12	35.01
4	RHS-16	48.70
6	RHS-24	136.95
8	RHS-32	304.36

SQUARE HOLE STEEL STRAINER



npsm size	part number	list each
1-1/2	SHS-6	22.60
2	SHS-8	25.70
2-1/2	SHS-10	29.55
3	SHS-12	37.76
4	SHS-16	52.54
6	SHS-24	147.76

TOP HOLE STEEL STRAINER



npsm size	part number	list each
1-1/2	THS-6	65.33
2	THS-8	73.10
3	THS-12	165.11

BOTTOM HOLE STEEL STRAINER



npsm size	part number	list each
1-1/2	BHS-6	70.36
2	BHS-8	79.79
3	BHS-12	178.67

FOOT VALVE (painted cast iron)



npt size	part number	list each
1-1/2	FV-6	32.50
2	FV-8	51.62
2-1/2	FV-10	61.05
3	FV-12	79.60
4	FV-16	140.28
6	FV-24	339.62
8	FV-32	688.40

Foot Valve components are available upon request.



B Fittings for Critical Application or High Pressure Multi-Purpose Hose & Chemical Hose

Campbell Crimpnology™ offers crimping flexibility for your multi-purpose hose applications.




Flanges meet ANSI/ASME B16.5 150 pound class specifications.

CRIMPNOLOGY NIPPLES

Features & Benefits

- Designed for use with Campbell Interlocking Ferrules.
- Fittings use the same ferrules as Campbell COBRA Parts C and E, ChemJoint Couplings, and ContiTech Insta-Lock Cam & Groove Couplings to keep ferrule inventory low and flexible.
- Interlock groove on fitting locks ferrule into place for the ultimate in holding power.
- Campbell's built in ferrule positioning stop eases and speeds crimping.
- Graduated serration pattern (sharper near the interlock, rounder near the end, with smooth end detail to reduce potential failure caused by abrasion) grips, seals, and protects hose.
- Shank and ferrule lengths are matched for performance and to avoid potential hose tube or cover damage.
- Crimped assemblies are low profile and eliminate sharp edges from band clamp buckles.



Crimpology Nipple

NEW! CRIMPNOLOGY SWIVEL

Features & Benefits

- 360° swivel rotation between the threaded hex and hose barb for easy installation, eliminates hose kinking.
- Threaded body includes hex wrench-flats.
- Viton O-Ring and snap ring inside hex area.

Special Features

- Crimpnology Nipples provide an excellent fitting solution for medium pressure applications such as "Frac Hose", mud-pump hose, and other abusive applications.
- Long Shank Crimpnology Nipples provide excellent sealing and retention for high-pressure applications. (See ratings chart below)
- 206 Hose Union machined from forged steel, eliminates porosity.



Crimpology Swivel


Note: Swivel is not for continuous rotation applications.

Swivel Hex Body

MAX. SYSTEM WORKING PRESSURE (PSI @ 70°F) SEE NOTE 1


Hose System Components			Hose Size									
Fitting/Coupling	Attachment	Hose Type	3/4	1	1-1/4	1-1/2	2	2-1/2	3	4	6	8
Crimpology Nipple	Ferrule	Chem/Rubber	-	500	350	325	300	275	250	250	225	175
Crimpology Nipple	Ferrule	Soft	-	200	175	150	150	125	100	75	50	20
Long Crimpology Nipple	Long Ferrule	Rubber	-	-	-	1000	1000	650	600	500	-	-
Crimpology Nipple Swivel	Ferrule	Chem/Rubber	500	500	-	-	-	-	-	-	-	-
Long Crimpology Nipple Swivel	Long Ferrule	Chem/Rubber	-	-	500	500	500	-	-	-	-	-
Crimpology Flange (steel)	Ferrule	Chem/Rubber	-	-	-	285	285	275	250	250	225	175
Crimpology Flange (ss)	Ferrule	Chem/Rubber	-	-	-	230	230	230	230	230	225	-
FRAC-16C	Frac Ferrule	Rubber	-	-	-	-	-	-	-	400	-	-
206 Hose Union (forged steel)	Frac Ferrule	Rubber	-	-	-	-	-	-	-	400	-	-

See footnotes 1, 2 and 4 on Page 1



CRIMPTOLOGY NIPPLES

THREADED



Plated Steel

hose size	part number	list each
1	HAPS-4C	21.40
1-1/4	HAPS-5C	23.94
1-1/2	HAPS-6C	22.92
2	HAPS-8C	27.25
2-1/2	HAPS-10C	43.55
3	HAPS-12C	51.98
4	HAPS-16C	64.25
5	HAPS-20C	POR
6	HAPS-24C	136.11
8 NEW!	HAPS-32C	274.60


316 Stainless

1	HASS-4C	34.38
1-1/4	HASS-5C	48.88
1-1/2	HASS-6C	51.48
2	HASS-8C	63.68
2-1/2	HASS-10C	110.59
3	HASS-12C	136.29
4	HASS-16C	201.42
5	HASS-20C	POR
6	HASS-24C	744.70
8 NEW!	HASS-32C	POR

Hastelloy®

1	HAHAST-4C	POR
1-1/2	HAHAST-6C	POR
2	HAHAST-8C	POR

SCH. 80 THREADED LONG SHANK



Steel

hose size	part number	list each
1-1/2	HALPS-6C	38.16
2	HALPS-8C	39.30
2-1/2	HALPS-10C	66.18
3	HALPS-12C	88.13
4	HALPS-16C	130.11

SCH. 80 THREADED (for 400 psi frac hose)



Steel

hose size	part number	list each
4	FRAC-16C	74.00

Use only heavy duty FRAC ferrules

SQUARE CUT END



Steel

hose size	part number	list each
1-1/2	HAS-6C SQ	23.22
2	HAS-8C SQ	27.55
2-1/2	HAS-10C SQ	41.80
3	HAS-12C SQ	48.96
4	HAS-16C SQ	61.92
6	HAS-24C SQ	112.12
8 NEW!	HAS-32C SQ	274.60

316 Stainless

1-1/2	HASS-6C SQ	54.89
2	HASS-8C SQ	67.15
2-1/2	HASS-10C SQ	113.95
3	HASS-12C SQ	140.55
4	HASS-16C SQ	207.66
6	HASS-24C SQ	781.87
8 NEW!	HASS-32C SQ	POR

GROOVED



Steel

hose size	part number	list each
1-1/2	HAGS-6C	30.28
2	HAGS-8C	36.33
2-1/2	HAGS-10C	56.07
3	HAGS-12C	65.13
4	HAGS-16C	78.76
6	HAGS-24C	139.62
8 NEW!	HAGS-32C	POR

316 Stainless

1	HAGSS-4C	51.44
1-1/2	HAGSS-6C	65.77
2	HAGSS-8C	81.05
2-1/2	HAGSS-10C	164.67
3	HAGSS-12C	192.69
4	HAGSS-16C	253.11
6	HAGSS-24C	787.95
8 NEW!	HAGSS-32C	POR

MALE SWIVEL

NEW!



Steel

hose size	part number	list each
3/4	HAPS-3C SW	72.26
1	HAPS-4C SW	74.91
1-1/4	HALPS-5C SW	95.92
1-1/2	HALPS-6C SW	126.76
2	HALPS-8C SW	203.44

316 Stainless

hose size	part number	list each
3/4	HASS-3C SW	POR
1	HASS-4C SW	POR
1-1/4	HALSS-5C SW	POR
1-1/2	HALSS-6C SW	POR
2	HALSS-8C SW	POR

206 HOSE UNION SET

NEW!



Forged Steel

hose size	part number	list each
4	206S-16C-400	281.30

Stainless Steel

4	206SS-16C-400	1450.00
---	---------------	---------

206 HOSE UNION - 2PC NUT (for field repair)


NEW!



Steel

hose size	part number	list each
4	206N-16C 2 PC	138.05

FLANGED
 (with 150lb. fixed flange)



Steel			
hose size	part number	list each	
1-1/2	FHAS-6C	97.91	
2	FHAS-8C	100.26	
2-1/2	FHAS-10C	178.94	
3	FHAS-12C	146.13	
4	FHAS-16C	181.25	
6	FHAS-24C	314.74	
8	FHAS-32C	530.00	

316 Stainless			
hose size	part number	list each	
1	FHASS-4C	234.67	
1-1/2	FHASS-6C	286.06	
2	FHASS-8C	304.82	
2-1/2	FHASS-10C	443.42	
3	FHASS-12C	489.72	
4	FHASS-16C	670.11	
6	FHASS-24C	1065.00	
8	FHASS-32C	POR	


TURNBACK
 (for use with 150lb. floating flange)



Steel			
hose size	part number	list each	
1-1/2	THAS-6C	46.32	
2	THAS-8C	51.02	
2-1/2	THAS-10C	98.92	
3	THAS-12C	106.00	
4	THAS-16C	167.66	
6	THAS-24C	447.80	
8	THAS-32C	627.90	

316 Stainless			
hose size	part number	list each	
1	THASS-4C	92.99	
1-1/2	THASS-6C	103.19	
2	THASS-8C	192.75	
2-1/2	THASS-10C	258.44	
3	THASS-12C	344.99	
4	THASS-16C	466.62	
6	THASS-24C	918.75	
8	THASS-32C	POR	


FLANGE-FLOATING
 (150lb.)



Steel			
hose size	part number	list each	
1-1/2	FF150S-6	20.17	
2	FF150S-8	41.57	
2-1/2	FF150S-10	37.97	
3	FF150S-12	39.94	
4	FF150S-16	50.05	
6	FF150S-24	79.16	
8	FF150S-32	229.65	

316 Stainless			
hose size	part number	list each	
1	FF150SS-4	63.82	
1-1/2	FF150SS-6	85.16	
2	FF150SS-8	119.35	
2-1/2	FF150SS-10	149.96	
3	FF150SS-12	171.08	
4	FF150SS-16	254.17	
6	FF150SS-24	379.13	
8	FF150SS-32	779.40	


FLANGE-THREADED
 (150lb.)



Steel			
npt size	part number	list each	
1-1/2	FT150S-6	20.18	
2	FT150S-8	48.54	
2-1/2	FT150S-10	63.20	
3	FT150S-12	56.14	
4	FT150S-16	74.63	
6	FT150S-24	120.67	
8	FT150S-32	321.37	

316 Stainless			
npt size	part number	list each	
1	FT150SS-4	63.82	
1-1/2	FT150SS-6	110.41	
2	FT150SS-8	119.95	
2-1/2	FT150SS-10	149.96	
3	FT150SS-12	167.33	
4	FT150SS-16	265.34	
6	FT150SS-24	357.26	
8	FT150SS-32	885.68	

FLANGE-SLIP ON
 (150lb.)



Steel			
npt size	part number	list each	
1-1/2	FS150S-6	24.22	
2	FS150S-8	33.26	
2-1/2	FS150S-10	53.59	
3	FS150S-12	39.97	
4	FS150S-16	48.11	
6	FS150S-24	70.73	
8	FS150S-32	138.97	

316 Stainless			
npt size	part number	list each	
1	FS150SS-4	54.82	
1-1/2	FS150SS-6	68.24	
2	FS150SS-8	79.73	
2-1/2	FS150SS-10	116.88	
3	FS150SS-12	137.41	
4	FS150SS-16	159.42	
6	FS150SS-24	243.20	
8	FS150SS-32	546.55	





Campbell Crimpnology™ offers crimping flexibility for your liquid, bulk, and chemical transfer hose applications.

“CAMPBELL COBRA” VS. “STANDARD COBRA”

“COBRA” is the trade name for our entire line of Cam & Groove Couplings. “Campbell COBRA” is the upgraded version of Parts C and E. Although imported, Campbell COBRA C’s and E’s are designed by Campbell and produced to strict Campbell specifications.

Features & Benefits

- Designed for use with Campbell Interlocking Ferrules.
- 360° interlock groove on fitting locks ferrule into place for the ultimate in holding power.
- Shank and ferrule lengths are matched for performance and to avoid potential hose tube or hose cover damage.
**See picture on right.*
- Serrations designed to grip, seal, and protect hose when crimped.
Note: Traditional “two bump” designs are for banding, not crimping. Campbell does not recommend crimping on “two bump” shanks.
- Crimped assemblies are low profile and eliminate sharp edges from band clamp buckles.
- Couplings use the same ferrules as Crimpnology Nipples, ChemJoint Couplings, and ContiTech Insta-Lock Cam & Groove Couplings to keep your inventory to keep ferrule inventory low and flexible.
- Designed to couple and interchange with couplings made to specifications: ASTM F1122, CID A-A-59326, MIL-C-27487.

Recommended Hose Attachment

- Interlocking ferrules

Recommended Use

- Multi-purpose liquid, chemical, bulk handling




Campbell Cobra Part C and matching Campbell Interlocking Ferrule



Special Feature

- Locking handles can be purchased assembled onto the coupling or as a kit and retrofitted onto existing inventory ... another easy and cost-effective way to keep inventory flexible.



Locking Handle

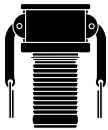
Hose System Components			MAX. SYSTEM WORKING PRESSURE (PSI @ 70°F) SEE NOTE 1							
			Hose Size							
Fitting/Coupling	Attachment	Hose Type	1	1-1/4	1-1/2	2	2-1/2	3	4	6
Campbell Cobra SS C&G	Ferrule	Chem/Rubber	250	-	250	250	150	150	125	-
Campbell Cobra AL C&G	Ferrule	Chem/Rubber	-	-	250	200	150	125	75	call

See footnotes 1, 2 and 5 on Page 1



**CAMPBELL COBRA
CAM & GROOVE
COUPLINGS**

**PART C
(with ferrule interlock)**




316 Stainless			
hose size	part number	list each	
1	C-316-100C	26.90	
1-1/2	C-316-150C	50.78	
2	C-316-200C	73.06	
2-1/2	C-316-250C	97.11	
3	C-316-300C	129.30	
4	C-316-400C	189.99	

Aluminum			
hose size	part number	list each	
1-1/2	C-AL-150C	12.80	
2	C-AL-200C	15.80	
2-1/2	C-AL-250C	21.15	
3	C-AL-300C	26.29	
4	C-AL-400C	36.34	
6	C-AL-600C	115.76	

Brass			
hose size	part number	list each	
1	C-BR-100C	31.83	
1-1/2	C-BR-150C	47.83	
2	C-BR-200C	62.10	
3	C-BR-300C	120.45	
4	C-BR-400C	167.58	

Steel (investment cast)			
hose size	part number	list each	
1	C-S-100C	23.05	
1-1/2	C-S-150C	32.52	
2	C-S-200C	38.35	
3	C-S-300C	63.42	
4	C-S-400C	98.54	

**PART C - LOCKING HANDLES
(with ferrule interlock)**



316 Stainless			
hose size	part number	list each	
1	CL-316-100C	56.62	
1-1/2	CL-316-150C	84.07	
2	CL-316-200C	106.32	
3	CL-316-300C	181.49	
4	CL-316-400C	259.39	

Aluminum			
hose size	part number	list each	
1-1/2	CL-AL-150C	68.63	
2	CL-AL-200C	74.92	
3	CL-AL-300C	92.49	
4	CL-AL-400C	103.56	

**PART E
(with ferrule interlock)**



316 Stainless			
hose size	part number	list each	
1	E-316-100C	20.27	
1-1/2	E-316-150C	39.60	
2	E-316-200C	63.09	
2-1/2	E-316-250C	84.61	
3	E-316-300C	110.59	
4	E-316-400C	170.58	

Aluminum			
hose size	part number	list each	
1-1/2	E-AL-150C	6.38	
2	E-AL-200C	8.28	
2-1/2	E-AL-250C	13.47	
3	E-AL-300C	14.78	
4	E-AL-400C	24.26	
6	E-AL-600C	70.61	

Brass			
hose size	part number	list each	
1	E-BR-100C	21.45	
1-1/2	E-BR-150C	36.02	
2	E-BR-200C	50.13	
3	E-BR-300C	98.75	
4	E-BR-400C	151.42	

Steel (investment cast)			
hose size	part number	list each	
1	E-S-100C	15.31	
1-1/2	E-S-150C	20.06	
2	E-S-200C	30.90	
3	E-S-300C	54.23	
4	E-S-400C	73.04	

**CONE STRAINERS
(for use with Part C's)**



Stainless			
hose size	part number	list each	
2	CGSS-8	41.95	
3	CGSS-12	35.33	
4	CGSS-16	42.37	
6	CGSS-24	65.05	
8	CGSS-32	117.85	

**CAM & GROOVE
SIGHT GLASS**

NEW!



Polycarbonate			
size	part number	list each	
2	SGPC-200	76.25	
3	SGPC-300	110.75	
4	SGPC-400	161.45	

**STANDARD COBRA
CAM & GROOVE COUPLINGS**

PART A



316 Stainless			
npt size	part number	list each	
1/2	A-316-50	13.23	
3/4	A-316-75	13.27	
1	A-316-100	16.37	
1-1/4	A-316-125	23.32	
1-1/2	A-316-150	28.07	
2	A-316-200	33.14	
2-1/2	A-316-250	59.35	
3	A-316-300	64.65	
4	A-316-400	122.20	
5	A-316-500	198.81	
6	A-316-600	248.72	
8	A-316-800	635.10	

304 Stainless			
npt size	part number	list each	
1/2	A-SS-50	10.29	
3/4	A-SS-75	10.28	
1	A-SS-100	12.37	
1-1/4	A-SS-125	18.18	
1-1/2	A-SS-150	20.97	
2	A-SS-200	24.44	
2-1/2	A-SS-250	43.54	
3	A-SS-300	46.98	
4	A-SS-400	92.84	
5	A-SS-500	157.26	
6	A-SS-600	191.88	
8	A-SS-800	492.77	

Aluminum			
npt size	part number	list each	
1/2	A-AL-50	4.16	
3/4	A-AL-75	3.79	
1	A-AL-100	4.33	
1-1/4	A-AL-125	5.95	
1-1/2	A-AL-150	4.92	
2	A-AL-200	5.80	
2-1/2	A-AL-250	11.09	
3	A-AL-300	10.66	
4	A-AL-400	17.57	
5	A-AL-500	36.71	
6	A-AL-600	36.76	
8	A-AL-800	150.26	

Brass			
npt size	part number	list each	
1/2	A-BR-50	10.46	
3/4	A-BR-75	10.27	
1	A-BR-100	11.64	
1-1/4	A-BR-125	17.12	
1-1/2	A-BR-150	18.00	
2	A-BR-200	24.36	

continued on next page

PART A (continued from previous page)

npt size	part number	list each
2-1/2	A-BR-250	39.13
3	A-BR-300	47.05
4	A-BR-400	81.17
5	A-BR-500	174.62
6	A-BR-600	233.19

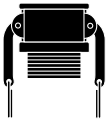
Ductile Iron

1-1/2	A-DI-150	14.91
2	A-DI-200	17.89
3	A-DI-300	27.97
4	A-DI-400	45.22
5	A-DI-500	61.53

Poly-Glass

1/2	A-PP-50	2.36
3/4	A-PP-75	2.36
1	A-PP-100	2.79
1-1/4	A-PP-125	4.24
1-1/2	A-PP-150	4.28
2	A-PP-200	5.05
3	A-PP-300	8.96
4	A-PP-400	21.75

PART B



316 Stainless

npt size	part number	list each
1/2	B-316-50	21.38
3/4	B-316-75	21.40
1	B-316-100	28.09
1-1/4	B-316-125	39.91
1-1/2	B-316-150	47.48
2	B-316-200	56.37
2-1/2	B-316-250	72.77
3	B-316-300	105.98
4	B-316-400	160.09
5	B-316-500	261.25
6	B-316-600	358.85

304 Stainless

1/2	B-SS-50	18.17
3/4	B-SS-75	18.13
1	B-SS-100	22.21
1-1/4	B-SS-125	30.98
1-1/2	B-SS-150	34.62
2	B-SS-200	42.80
2-1/2	B-SS-250	54.45
3	B-SS-300	78.68
4	B-SS-400	118.81
5	B-SS-500	190.54
6	B-SS-600	264.20

Aluminum

1/2	B-AL-50	9.21
3/4	B-AL-75	8.20
1	B-AL-100	9.78
1-1/4	B-AL-125	12.27
1-1/2	B-AL-150	11.54
2	B-AL-200	13.04
2-1/2	B-AL-250	21.92
3	B-AL-300	22.66
4	B-AL-400	28.51
5	B-AL-500	60.93
6	B-AL-600	68.73
8	B-AL-800	295.44

**Aluminum
(with stainless handles)**

npt size	part number	list each
3/4	B-ALS-75	7.95
1	B-ALS-100	9.48
1-1/4	B-ALS-125	11.91
1-1/2	B-ALS-150	11.19
2	B-ALS-200	12.64
2-1/2	B-ALS-250	21.27
3	B-ALS-300	21.98
4	B-ALS-400	27.65
6	B-ALS-600	66.68

Brass

1/2	B-BR-50	18.85
3/4	B-BR-75	18.74
1	B-BR-100	22.67
1-1/4	B-BR-125	29.69
1-1/2	B-BR-150	32.19
2	B-BR-200	39.97
2-1/2	B-BR-250	56.85
3	B-BR-300	77.89
4	B-BR-400	110.50
5	B-BR-500	271.64
6	B-BR-600	320.17

Ductile Iron


1-1/2	B-DI-150	27.44
2	B-DI-200	28.69
3	B-DI-300	50.19
4	B-DI-400	67.40
5	B-DI-500	95.69

Poly-Glass

1/2	B-PP-50	7.30
3/4	B-PP-75	7.30
1	B-PP-100	7.78
1-1/4	B-PP-125	10.28
1-1/2	B-PP-150	11.48
2	B-PP-200	13.52
3	B-PP-300	22.17
4	B-PP-400	40.18

PART C

(for use with sleeves or bands)



316 Stainless

hose size	part number	list each
1/2	C-316-50	21.16
3/4	C-316-75	19.34
1	C-316-100	25.13
1-1/4	C-316-125	38.23
1-1/2	C-316-150	40.20
2	C-316-200	55.21
2-1/2	C-316-250	82.51
3	C-316-300	98.70
4	C-316-400	155.67
5	C-316-500	340.96
6	C-316-600	397.83

304 Stainless

npt size	part number	list each
1/2	C-SS-50	17.57
3/4	C-SS-75	15.79
1	C-SS-100	21.09
1-1/4	C-SS-125	31.37
1-1/2	C-SS-150	36.46
2	C-SS-200	47.97
2-1/2	C-SS-250	67.16
3	C-SS-300	92.55
4	C-SS-400	135.65
5	C-SS-500	248.70
6	C-SS-600	292.25
8	C-SS-800	810.45

Aluminum

1/2	C-AL-50	7.22
3/4	C-AL-75	7.18
1	C-AL-100	8.55
1-1/4	C-AL-125	12.72
1-1/2	C-AL-150	11.43
2	C-AL-200	13.40
2-1/2	C-AL-250	20.69
3	C-AL-300	23.92
4	C-AL-400	35.09
5	C-AL-500	65.27
6	C-AL-600	79.54
8	C-AL-800	297.51

Aluminum

(with stainless handles)

3/4	C-ALS-75	6.96
1	C-ALS-100	8.28
1-1/4	C-ALS-125	12.34
1-1/2	C-ALS-150	11.09
2	C-ALS-200	12.99
2-1/2	C-ALS-250	20.07
3	C-ALS-300	23.21
4	C-ALS-400	34.04
6	C-ALS-600	77.15

Brass

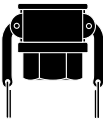
1/2	C-BR-50	17.72
3/4	C-BR-75	17.96
1	C-BR-100	24.92
1-1/4	C-BR-125	32.77
1-1/2	C-BR-150	33.78
2	C-BR-200	44.93
2-1/2	C-BR-250	58.95
3	C-BR-300	79.19
4	C-BR-400	116.79
5	C-BR-500	281.67
6	C-BR-600	371.25

Ductile Iron

1-1/2	C-DI-150	27.70
2	C-DI-200	32.64
3	C-DI-300	54.01
4	C-DI-400	79.98
5	C-DI-500	123.87

Poly-Glass

1/2	C-PP-50	7.54
3/4	C-PP-75	7.54
1	C-PP-100	8.57
1-1/4	C-PP-125	10.96
1-1/2	C-PP-150	12.48
2	C-PP-200	14.60
3	C-PP-300	22.17
4	C-PP-400	41.88

PART D**316 Stainless**

npt size	part number	list each
1/2	D-316-50	21.40
3/4	D-316-75	21.40
1	D-316-100	28.05
1-1/4	D-316-125	40.60
1-1/2	D-316-150	49.44
2	D-316-200	61.38
2-1/2	D-316-250	87.78
3	D-316-300	110.84
4	D-316-400	170.97
5	D-316-500	317.86
6	D-316-600	346.86

304 Stainless

1/2	D-SS-50	18.46
3/4	D-SS-75	18.46
1	D-SS-100	22.21
1-1/4	D-SS-125	32.69
1-1/2	D-SS-150	39.11
2	D-SS-200	47.53
2-1/2	D-SS-250	67.59
3	D-SS-300	91.07
4	D-SS-400	133.86
5	D-SS-500	225.09
6	D-SS-600	263.46

Aluminum

1/2	D-AL-50	10.48
3/4	D-AL-75	8.57
1	D-AL-100	9.78
1-1/4	D-AL-125	13.37
1-1/2	D-AL-150	12.15
2	D-AL-200	14.27
2-1/2	D-AL-250	22.69
3	D-AL-300	23.07
4	D-AL-400	33.20
5	D-AL-500	62.45
6	D-AL-600	76.58
8	D-AL-800	279.79

**Aluminum
(with stainless handles)**

3/4	D-ALS-75	8.32
1	D-ALS-100	9.48
1-1/4	D-ALS-125	12.97
1-1/2	D-ALS-150	11.78
2	D-ALS-200	13.84
2-1/2	D-ALS-250	22.01
3	D-ALS-300	22.38
4	D-ALS-400	32.21
6	D-ALS-600	74.28

Brass

1/2	D-BR-50	18.30
3/4	D-BR-75	18.72
1	D-BR-100	23.12
1-1/4	D-BR-125	34.32
1-1/2	D-BR-150	32.88
2	D-BR-200	40.78
2-1/2	D-BR-250	58.56
3	D-BR-300	74.07
4	D-BR-400	116.28
5	D-BR-500	247.83
6	D-BR-600	333.64

Ductile Iron

npt size	part number	list each
1-1/2	D-DI-150	27.70
2	D-DI-200	42.69
3	D-DI-300	52.56
4	D-DI-400	78.93
5	D-DI-500	107.88

Poly-Glass

1/2	D-PP-50	7.74
3/4	D-PP-75	7.74
1	D-PP-100	8.57
1-1/4	D-PP-125	10.72
1-1/2	D-PP-150	11.81
2	D-PP-200	14.39
3	D-PP-300	24.99
4	D-PP-400	43.82

PART E**(for use with sleeves or bands)****316 Stainless**

hose size	part number	list each
1/2	E-316-50	10.83
3/4	E-316-75	11.67
1	E-316-100	18.97
1-1/4	E-316-125	27.59
1-1/2	E-316-150	31.45
2	E-316-200	47.40
2-1/2	E-316-250	71.88
3	E-316-300	95.73
4	E-316-400	145.77
5	E-316-500	269.39
6	E-316-600	360.87

304 Stainless

1/2	E-SS-50	9.29
3/4	E-SS-75	9.29
1	E-SS-100	13.64
1-1/4	E-SS-125	19.92
1-1/2	E-SS-150	25.10
2	E-SS-200	37.64
2-1/2	E-SS-250	53.87
3	E-SS-300	77.20
4	E-SS-400	117.93
5	E-SS-500	196.51
6	E-SS-600	261.40

Aluminum

1/2	E-AL-50	4.32
3/4	E-AL-75	4.20
1	E-AL-100	4.64
1-1/4	E-AL-125	6.95
1-1/2	E-AL-150	5.33
2	E-AL-200	6.97
2-1/2	E-AL-250	12.83
3	E-AL-300	14.24
4	E-AL-400	23.65
5	E-AL-500	49.88
6	E-AL-600	59.30
8	E-AL-800	181.17

Brass

npt size	part number	list each
1/2	E-BR-50	9.99
3/4	E-BR-75	13.04
1	E-BR-100	14.04
1-1/4	E-BR-125	19.78
1-1/2	E-BR-150	23.49
2	E-BR-200	33.60
2-1/2	E-BR-250	48.17
3	E-BR-300	63.84
4	E-BR-400	104.31
5	E-BR-500	251.03
6	E-BR-600	329.91

Ductile Iron

1-1/2	E-DI-150	16.08
2	E-DI-200	26.31
3	E-DI-300	46.16
4	E-DI-400	62.20
5	E-DI-500	100.15

Poly-Glass

1/2	E-PP-50	2.73
3/4	E-PP-75	2.73
1	E-PP-100	3.23
1-1/4	E-PP-125	4.59
1-1/2	E-PP-150	4.66
2	E-PP-200	4.94
3	E-PP-300	9.60
4	E-PP-400	19.04

PART F**316 Stainless**

npt size	part number	list each
1/2	F-316-50	14.62
3/4	F-316-75	14.62
1	F-316-100	21.40
1-1/4	F-316-125	31.44
1-1/2	F-316-150	37.64
2	F-316-200	50.02
2-1/2	F-316-250	71.57
3	F-316-300	96.10
4	F-316-400	169.29
5	F-316-500	274.47
6	F-316-600	373.56

304 Stainless

1/2	F-SS-50	13.43
3/4	F-SS-75	12.84
1	F-SS-100	16.28
1-1/4	F-SS-125	23.75
1-1/2	F-SS-150	29.66
2	F-SS-200	37.03
2-1/2	F-SS-250	51.37
3	F-SS-300	74.10
4	F-SS-400	127.66
5	F-SS-500	200.56
6	F-SS-600	277.35

continued on next page

PART F (continued from previous page)

Aluminum

npt size	part number	list each
1/2	F-AL-50	5.71
3/4	F-AL-75	4.69
1	F-AL-100	5.00
1-1/4	F-AL-125	8.21
1-1/2	F-AL-150	6.21
2	F-AL-200	7.34
2-1/2	F-AL-250	14.58
3	F-AL-300	15.35
4	F-AL-400	22.04
5	F-AL-500	48.18
6	F-AL-600	54.11
8	F-AL-800	210.34

Brass

1/2	F-BR-50	11.75
3/4	F-BR-75	11.75
1	F-BR-100	14.69
1-1/4	F-BR-125	21.99
1-1/2	F-BR-150	23.09
2	F-BR-200	32.13
2-1/2	F-BR-250	51.75
3	F-BR-300	65.82
4	F-BR-400	103.34
5	F-BR-500	212.96
6	F-BR-600	280.78

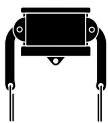
Ductile Iron

1-1/2	F-DI-150	18.15
2	F-DI-200	23.09
3	F-DI-300	35.51
4	F-DI-400	56.32
5	F-DI-500	81.13

Poly-Glass

1/2	F-PP-50	2.73
3/4	F-PP-75	2.73
1	F-PP-100	3.03
1-1/4	F-PP-125	4.28
1-1/2	F-PP-150	4.54
2	F-PP-200	4.94
3	F-PP-300	10.55
4	F-PP-400	19.04

PART DC



316 Stainless

size	part number	list each
1/2	DC-316-50	19.06
3/4	DC-316-75	19.19
1	DC-316-100	23.32
1-1/4	DC-316-125	31.74
1-1/2	DC-316-150	36.46
2	DC-316-200	44.14
2-1/2	DC-316-250	63.03
3	DC-316-300	84.14
4	DC-316-400	116.16
5	DC-316-500	226.28
6	DC-316-600	300.66

304 Stainless

size	part number	list each
1/2	DC-SS-50	14.90
3/4	DC-SS-75	15.49
1	DC-SS-100	18.15
1-1/4	DC-SS-125	26.06
1-1/2	DC-SS-150	27.62
2	DC-SS-200	34.09
2-1/2	DC-SS-250	48.25
3	DC-SS-300	68.20
4	DC-SS-400	93.72
5	DC-SS-500	171.36
6	DC-SS-600	215.63

Aluminum

1/2	DC-AL-50	7.26
3/4	DC-AL-75	7.90
1	DC-AL-100	8.33
1-1/4	DC-AL-125	13.57
1-1/2	DC-AL-150	10.37
2	DC-AL-200	11.99
2-1/2	DC-AL-250	16.84
3	DC-AL-300	19.92
4	DC-AL-400	25.15
5	DC-AL-500	42.63
6	DC-AL-600	63.47
8	DC-AL-800	254.99

Aluminum

(with stainless handles)

3/4	DC-ALS-75	7.65
1	DC-ALS-100	8.07
1-1/4	DC-ALS-125	13.16
1-1/2	DC-ALS-150	10.07
2	DC-ALS-200	11.63
2-1/2	DC-ALS-250	16.34
3	DC-ALS-300	19.32
4	DC-ALS-400	24.39
6	DC-ALS-600	61.56

Brass

1/2	DC-BR-50	16.66
3/4	DC-BR-75	17.77
1	DC-BR-100	21.27
1-1/4	DC-BR-125	27.44
1-1/2	DC-BR-150	29.84
2	DC-BR-200	36.51
2-1/2	DC-BR-250	44.57
3	DC-BR-300	66.99
4	DC-BR-400	90.20
5	DC-BR-500	207.95
6	DC-BR-600	238.73

Ductile Iron

1-1/2	DC-DI-150	23.33
2	DC-DI-200	25.71
3	DC-DI-300	41.63
4	DC-DI-400	57.96
5	DC-DI-500	88.29

Poly-Glass

1/2	DC-PP-50	7.36
3/4	DC-PP-75	7.36
1	DC-PP-100	7.98
1-1/4	DC-PP-125	10.28
1-1/2	DC-PP-150	11.27
2	DC-PP-200	13.53
3	DC-PP-300	22.00
4	DC-PP-400	35.99

PART DP



316 Stainless

size	part number	list each
1/2	DP-316-50	8.72
3/4	DP-316-75	8.72
1	DP-316-100	10.86
1-1/4	DP-316-125	18.46
1-1/2	DP-316-150	22.44
2	DP-316-200	33.50
2-1/2	DP-316-250	48.71
3	DP-316-300	56.25
4	DP-316-400	96.38
6	DP-316-600	251.65

304 Stainless

1/2	DP-SS-50	8.72
3/4	DP-SS-75	6.93
1	DP-SS-100	8.33
1-1/4	DP-SS-125	14.62
1-1/2	DP-SS-150	16.37
2	DP-SS-200	24.36
2-1/2	DP-SS-250	37.03
3	DP-SS-300	42.06
4	DP-SS-400	70.71
6	DP-SS-600	172.84

Aluminum

1/2	DP-AL-50	4.12
3/4	DP-AL-75	3.92
1	DP-AL-100	4.19
1-1/4	DP-AL-125	4.89
1-1/2	DP-AL-150	4.18
2	DP-AL-200	4.89
2-1/2	DP-AL-250	10.06
3	DP-AL-300	9.51
4	DP-AL-400	15.24
5	DP-AL-500	27.92
6	DP-AL-600	31.76

Brass

1/2	DP-BR-50	10.29
3/4	DP-BR-75	10.40
1	DP-BR-100	12.79
1-1/4	DP-BR-125	14.86
1-1/2	DP-BR-150	15.14
2	DP-BR-200	21.38
2-1/2	DP-BR-250	29.67
3	DP-BR-300	36.29
4	DP-BR-400	55.10
5	DP-BR-500	143.94
6	DP-BR-600	171.64

Ductile Iron

1-1/2	DP-DI-150	12.98
2	DP-DI-200	16.85
3	DP-DI-300	22.91
4	DP-DI-400	32.79
5	DP-DI-500	54.89

Poly-Glass

1/2	DP-PP-50	2.66
3/4	DP-PP-75	2.55
1	DP-PP-100	2.77
1-1/4	DP-PP-125	3.16
1-1/2	DP-PP-150	3.35
2	DP-PP-200	4.27
3	DP-PP-300	8.24
4	DP-PP-400	14.90

TYPE A SWIVEL ADAPTER **NEW!****Aluminum**

npt size	part number	list each
3	ASV-AL-300	189.00
4	ASV-AL-400	288.75

TYPE D SWIVEL COUPLING **NEW!****Aluminum**

npt size	part number	list each
3	DSV-AL-300	246.75
4	DSV-AL-400	367.50

SPOOL ADAPTER**316 Stainless**

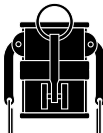
adapter x adapter	part number	list each
1 X 1	AA-316-100	84.10
1-1/2 X 1-1/2	AA-316-150	89.96
1-1/2 X 2	AA-316-1520	107.24
2 X 2	AA-316-200	113.73
2 X 3	AA-316-2030	146.90
3 X 3	AA-316-300	197.38
3 X 4	AA-316-3040	241.10
4 X 4	AA-316-400	304.28

Aluminum

1 X 1	AA-AL-100	14.28
1-1/2 X 1-1/2	AA-AL-150	16.58
2 X 2	AA-AL-200	18.77
2 X 3	AA-AL-2030	26.50
2-1/2 X 2-1/2	AA-AL-250	27.57
3 X 3	AA-AL-300	35.53
3 X 4	AA-AL-3040	46.37
4 X 4	AA-AL-400	47.15
4 X 6	AA-AL-4060	101.25
6 X 6	AA-AL-600	101.27

Brass

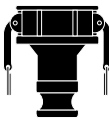
1-1/2 X 1-1/2	AA-BR-150	65.61
2 X 2	AA-BR-200	82.72
2-1/2 X 2-1/2	AA-BR-250	117.21
3 X 3	AA-BR-300	140.85
4 X 4	AA-BR-400	194.95

DOUBLE D**316 Stainless**

coupler size	part number	list each
1-1/2 X 1-1/2	DD-316-150	116.89
2 X 2	DD-316-200	150.83
3 X 3	DD-316-300	233.49
4 X 4	DD-316-400	314.52

Aluminum

1-1/2 X 1-1/2	DD-AL-150	49.43
2 X 2	DD-AL-200	55.18
2 X 3	DD-AL-2030	85.16
3 X 3	DD-AL-300	77.34
3 X 4	DD-AL-3040	115.76
4 X 4	DD-AL-400	102.78
6 X 6	DD-AL-600	299.25

JUMP SIZE COUPLER X ADAPTER**316 Stainless**

coupler x adapter	part number	list each
2 X 1-1/2	DA-316-2015	164.38
3 X 2	DA-316-3020	170.14
4 X 3	DA-316-4030	253.08
6 X 4	DA-316-6040	453.98

Aluminum

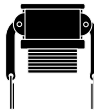
1-1/2 X 1	DA-AL-1510	47.55
1-1/2 X 2	DA-AL-1520	51.45
2 X 1-1/2	DA-AL-2015	46.23
2 X 3	DA-AL-2030	43.92
2 X 4	DA-AL-2040	83.23
3 X 1-1/2	DA-AL-3015	64.49
3 X 2	DA-AL-3020	54.56
3 X 4	DA-AL-3040	70.51
4 X 2	DA-AL-4020	73.78
4 X 3	DA-AL-4030	68.87
4 X 6	DA-AL-4060	138.14
6 X 4	DA-AL-6040	152.73

Brass

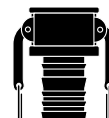
2 X 3	DA-BR-2030	161.55
3 X 2	DA-BR-3020	195.78
4 X 2	DA-BR-4020	273.29
4 X 3	DA-BR-4030	283.92
6 X 4	DA-BR-6040	476.89

JUMP SIZE A**Aluminum**

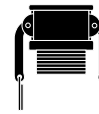
adapter x female npt	part number	list each
2 X 3	A-AL-2030	36.91
3 X 2	A-AL-3020	36.39
3 X 4	A-AL-3040	62.58
4 X 3	A-AL-4030	57.05
4 X 6	A-AL-4060	146.32
6 X 4	A-AL-6040	146.32

JUMP SIZE B**Aluminum**

coupler x male npt	part number	list each
1-1/2 X 1	B-AL-1510	68.91
2 X 1-1/2	B-AL-2015	46.89
3 X 2	B-AL-3020	48.66
3 X 4	B-AL-3040	92.04
4 X 3	B-AL-4030	90.89

JUMP SIZE C**(for use with sleeves or bands)****Aluminum**

coupler x hose	part number	list each
3 X 2	C-AL-3020	60.72
3 X 4	C-AL-3040	92.66
4 X 3	C-AL-4030	81.32

JUMP SIZE D**Aluminum**

coupler x female npt	part number	list each
1-1/2 X 1	D-AL-1510	46.84
2 X 1-1/2	D-AL-2015	46.84
3 X 2	D-AL-3020	57.29
4 X 3	D-AL-4030	87.10

JUMP SIZE E**(for use with sleeves or bands)****Aluminum**

adapter x hose	part number	list each
2 X 1-1/2	E-AL-2015	15.13
2 X 2-1/2	E-AL-2025	20.21
2 X 3	E-AL-2030	22.63
3 X 2	E-AL-3020	30.65
3 X 2-1/2	E-AL-3025	33.16
3 X 4	E-AL-3040	38.17
4 X 2	E-AL-4020	35.33
4 X 3	E-AL-4030	45.15

JUMP SIZE F**Aluminum**

adapter x male npt	part number	list each
3 X 1-1/2	F-AL-3015	48.44
3 X 2	F-AL-3020	46.62
3 X 4	F-AL-3040	67.50

LOCKING HANDLE KIT



Ring/Pin/Lock: Stainless
Handle: Investment Cast
Stainless

size	part number	list each
1	LHRPSS-100	18.30
1-1/4	LHRPSS-200	20.20
1-1/2	LHRPSS-200	20.20
2	LHRPSS-200	20.20
2-1/2	LHRPSS-250	20.20
3	LHRPSS-300	23.98
4	LHRPSS-300	23.98

HANDLE, RING AND PIN



Ring/Pin: Stainless
Handle: Investment Cast
Stainless

size	part number	list each
3/4	HRPSS-75	4.24
1	HRPSS-100	4.24
1-1/4	HRPSS-200	12.10
1-1/2	HRPSS-200	12.10
2	HRPSS-200	12.10
2-1/2	HRPSS-200	12.10
3	HRPSS-300	15.45
4	HRPSS-300	15.45
5	HRPSS-300	15.45
6	HRPSS-600	42.65
8	HRPSS-600	42.65

Ring/Pin: Steel
Handle: Forged Brass

3/4	HRPB-75	3.86
1	HRPB-100	5.69
1-1/4	HRPB-200	6.27
1-1/2	HRPB-200	6.27
1	HRPB-200	6.27
2-1/2	HRPB-200	6.27
3	HRPB-300	8.48
4	HRPB-400	8.48
6	HRPB-600	35.98
8	HRPB-600	35.98

CAMLOCK LOCKPINS

NEW!



Plated Steel

size	part number	list each
1/2 - 5	C&G-LOCKPIN 2	0.24
6 - 8	C&G-LOCKPIN 6	0.87

GASKET



Buna-N

size	part number	list each
1/2	BG-50	0.71
3/4	BG-75	0.71
1	BG-100	0.71
1-1/4	BG-125	0.80
1-1/2	BG-150	0.80
2	BG-200	0.80
2-1/2	BG-250	0.95
3	BG-300	1.02
4	BG-400	1.43
5	BG-500	3.58
6	BG-600	3.85
8	BG-800	17.93

Viton®

3/4	VG-75	4.68
1	VG-100	6.78
1-1/2	VG-150	9.51
2	VG-200	10.09
2-1/2	VG-250	13.56
3	VG-300	16.10
4	VG-400	24.21

Teflon® (Teflon®



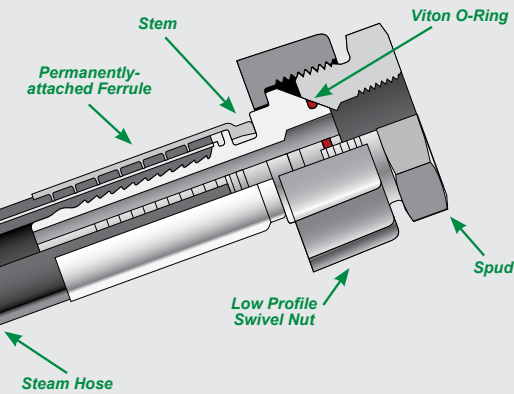

Encapsulated Viton®)

1	TG-100	38.40
1-1/2	TG-150	50.21
2	TG-200	56.98
2-1/2	TG-250	56.98
3	TG-300	65.05
4	TG-400	89.89



Couplings for High-Pressure Air and Steam Hose


Campbell Crimpnology™ offers hose assembly systems for your high-pressure steam and air applications.



VITON® SEAL GROUND JOINT COUPLINGS, AIR HAMMER COUPLINGS, AND MALE STEMS

Features & Benefits

- Viton® Seal Couplings pass 1000 hour MIL-H-29210 steam test.
- Eliminates leaks with hand-tightened nut.
- DuPont Viton® seal on hose stem is formulated for high pressure steam and air applications.
- Interchangeable with old-style ground joint couplings.
- Machined from carbon steel, cast ductile iron (meets ASTM A395 specification), and 316 stainless steel. *See picture on right.



STAKED-ON FERRULE FOR STEAM HOSE

Features & Benefits

- Designed specifically for certain hose brands. Check with factory for information.
- Viton® Seal Couplings pass 1000 hour MIL-H-29210 steam test.
- Crimped steam assemblies eliminate the need for retightening bolts.
- Eliminates leaks and cuts costs caused by leaky clamps.
- Ferrule serrations bite to the wire achieving electrical continuity.
- Meets 250 PSI pressure rating for steam applications.

SWIVEL INTERLOCKING MALE STEM

Features & Benefits

- Designed for use with steam.
- Available with staked-on ferrule for crimped steam applications.



NEW! HEATWAVE GROUND JOINT COUPLING SYSTEM

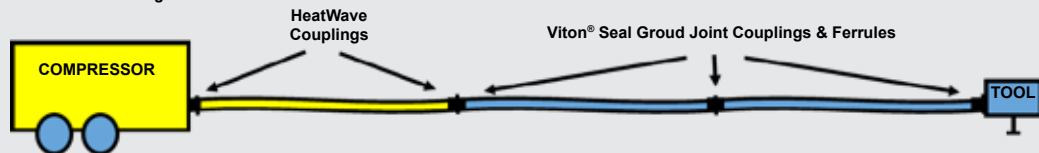
Features & Benefits

- Engineered to solve hose retention safety issues created by excessively high temperatures.
- One piece coupling/ferrule design.
- Machined ferrule utilizes a wave pattern, which gently displaces the hose evenly while pressing the tube into the coupling serrations.

Recommended Use

- Install one length of HeatWave Hose System at the compressor outlet to dissipate heat. Then attach standard crimped air hoses from the HeatWave System to the tools.

*See drawing below.



INTERLOCKING U-BOLT CLAMPS

Features & Benefits

- 360° design wraps completely around hose for superior retention.
- Clamps fit hoses tightly without cracking, eliminating costly rework.
- Bolts on “up side” allow easier tightening/retightening and improve “dragability”.
- Field repairable.

MAX. SYSTEM WORKING PRESSURE (PSI @ 70°F) SEE NOTE 1

Hose System Components			Hose Size								
Fitting/Coupling	Attachment	Hose Type	1/2	3/4	1	1-1/4	1-1/2	2	2-1/2	3	4
Viton® Ground Joint/Air Hammer/Male Stem	U-Bolt Clamp	Rubber/Steam	1500	1250	1250	1250	1250	1250	800	500	500
Viton® Ground Joint/Male Stem	Staked-on Ferrule	Steam	1250	1250	1250	-	-	call	-	call	-
Viton® Ground Joint/Air Hammer/Male Stem	Long Ferrule	Rubber	1000	1000	1000	1000	1000	1000	650	500	500
HeatWave Coupling/HW Male	Staked-on Ferrule	Rubber	-	-	-	-	-	call	-	call	-



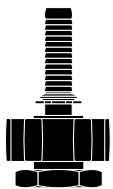
**VITON® SEAL
GROUND
JOINT
COUPLINGS**

DISTRIBUTOR AUTHORIZATION

Safety is of paramount concern to everyone. Due to the volatile nature of compressed air and steam, and in accordance with our ISO 9001 quality system, we reserve the right to restrict sales of our Ground Joint Viton® Seal Couplings and U-Bolt Clamps to only those distributors authorized by Campbell Fittings.

Please contact our Customer Service department for more information.

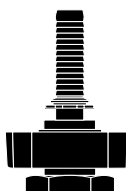
**FEMALE SET
(with low-profile nut)**



Steel/Ductile Iron			
hose size	part number	list each	
1/2	RGJF-2	33.70	
3/4	RGJF-3	42.38	
1	RGJF-4	42.38	
1-1/4	RGJF-5	75.06	
1-1/2	RGJF-6	72.03	
2	RGJF-8	86.76	
2-1/2	RGJF-10	227.17	
3	RGJF-12	231.02	
4	RGJF-16	523.98	

316 Stainless			
hose size	part number	list each	
1/2	RGJFSS-2	268.43	
3/4	RGJFSS-3	278.48	
1	RGJFSS-4	308.32	

**FEMALE SET
(with wing nut)**



Steel/Ductile Iron			
hose size	part number	list each	
1/2	GJF-2	33.54	
3/4	GJF-3	41.97	
1	GJF-4	42.38	
1-1/4	GJF-5	75.06	
1-1/2	GJF-6	72.03	
2	GJF-8	88.44	
2-1/2	GJF-10	224.96	
3	GJF-12	225.88	
4	GJF-16	494.72	

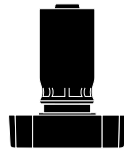
**VITON® SEAL HOSE STEM
(staked-on ferrule & low profile nut)**



Steel			
hose size	part number	list each	
1/2	RGJS-2**	**	
3/4	RGJS-3**	**	
1	RGJS-4**	**	
1-1/2	RGJS-6**	**	
2	RGJS-8**	**	

316 Stainless			
hose size	part number	list each	
1/2 NEW!	RGJSS-2**	**	
3/4 NEW!	RGJSS-3**	**	
1 NEW!	RGJSS-4**	**	

**VITON® SEAL HOSE STEM
(staked-on ferrule & wing nut)**



Steel			
hose size	part number	list each	
1/2	GJS-2**	**	
3/4	GJS-3**	**	
1	GJS-4**	**	
1-1/2	GJS-6**	**	
2	GJS-8**	**	

**INTERLOCKING MALE STEM
(with staked-on ferrule)**



Steel			
hose size	part number	list each	
1/2	IMS-2**	**	
3/4	IMS-3**	**	
1	IMS-4**	**	
1-1/2	IMS-6**	**	
2	IMS-8**	**	

316 Stainless			
hose size	part number	list each	
3/4 NEW!	IMSS-3**	**	
1 NEW!	IMSS-4**	**	

**SWIVEL MALE STEM
(with staked-on ferrule
for use with steam)**



Steel			
hose size	part number	list each	
3/4	IMS-3**SW	**	
1	IMS-4**SW	**	

316 Stainless			
hose size	part number	list each	
3/4 NEW!	IMSS-3**SW	**	

****Contact Customer Service for part numbers, prices, and availability**

**HEATWAVE FEMALE SET
(staked-on ferrule & wing nut)**

NEW!



Steel/Ductile Iron			
hose size	part number	list each	
2	GJF-8 HW	224.18	
3	GJF-12 HW	518.17	

**HEATWAVE MALE STEM
(with staked-on ferrule)**

NEW!



Steel/Ductile Iron			
hose size	part number	list each	
2	IMS-8 HW	142.83	
3	IMS-12 HW	383.63	

INTERLOCKING MALE STEM



Steel			
npt x hose	part number	list each	
1/2	IMS-2	6.77	
1/2 X 3/4	IMS-2X3	15.33	
3/4 X 1/2	IMS-3X2	19.53	
3/4	IMS-3	10.38	
3/4 X 1	IMS-3X4	23.91	
1 X 3/4	IMS-4X3	23.49	
1	IMS-4	15.19	

Machined Ductile Iron

1-1/4	IMS-5	24.03	
1-1/2	IMS-6	26.27	
2	IMS-8	36.56	
2-1/2	IMS-10	66.96	
3	IMS-12	91.33	
4	IMS-16	160.73	

316 Stainless

1/2	IMSS-2	66.15	
3/4	IMSS-3	67.20	
1	IMSS-4	68.25	

**SWIVEL MALE STEM
(for use with steam)**



Plated Steel			
hose size	part number	list each	
3/4	IMS-3SW	39.40	

Viton® should never be used with ammonia. Please contact our Engineering department for information on all our different gasket materials.

VITON® SEAL HOSE STEM



Steel		list each
hose size	part number	
1/2	GJS-2	10.38
3/4	GJS-3	18.73
1	GJS-4	18.73

Machined Ductile Iron		list each
size	part number	
1-1/4	GJS-5	28.88
1-1/2	GJS-6	29.56
2	GJS-8	37.07
2-1/2	GJS-10	61.72
3	GJS-12	94.53
4	GJS-16	175.43

316 Stainless		list each
size	part number	
1/2	GJSS-2	96.20
3/4	GJSS-3	103.20
1	GJSS-4	131.19

**VITON® SEAL MALE END
 (Viton® Seal x male npt)**



Plated Steel		list each
npt size	part number	
3/4	GJMS-3	52.59
1	GJMS-4	52.59
1-1/2	GJMS-6	85.94
2	GJMS-8	92.43

316 Stainless		list each
size	part number	
3/4	GJMSS-3	143.82
1	GJMSS-4	268.10

**VITON® SEAL FEMALE END
 (Viton® Seal x female npt)**



Plated Steel		list each
npt size	part number	
3/4	GJFS-3	107.85

FEMALE SPUD



Steel		list each
npt size	part number	
1/2	GFS-2	17.87
3/4	GFS-3	14.16
1	GFS-4	14.16

Machined Ductile Iron		list each
size	part number	
1-1/4	GFS-5	31.11
1-1/2	GFS-6	29.43
2	GFS-8	32.91
2 X 3/4	GFS-8X3	54.63
2-1/2	GFS-10	88.84
3	GFS-12	77.83
4	GFS-16	168.78

316 Stainless		list each
size	part number	
1/2	GFSS-2	81.50
3/4	GFSS-3	88.32
1	GFSS-4	90.00

MALE SPUD



Steel		list each
npt size	part number	
1/2	GMS-2	23.59
3/4	GMS-3	22.28
1	GMS-4	23.43

Machined Ductile Iron		list each
size	part number	
1-1/4	GMS-5	53.32
1-1/2	GMS-6	51.37
2	GMS-8	54.11
2-1/2	GMS-10	133.12
3	GMS-12	140.55

DOUBLE SPUD



Steel		list each
size	part number	
1/2	GDS-2	38.77
3/4	GDS-3	36.14
1	GDS-3	36.14

Machined Ductile Iron		list each
size	part number	
1-1/4	GDS-5	64.62
1-1/2	GDS-5	64.62
2	GDS-8	64.54
2-1/2	GDS-10	137.32
3	GDS-12	145.39

SOCKET WELD SPUD



316 Stainless		list each
size	part number	
3/4	GWSS-3	88.32
1	GWSS-4	90.00

LOW PROFILE NUT



Machined Ductile Iron		list each
size	part number	
1/2	RGN-2	5.79
3/4	RGN-3	9.44
1	RGN-3	9.44
1-1/4	RGN-5	14.69
1-1/2	RGN-5	14.69
2	RGN-8	16.41
2-1/2	RGN-10	68.64
3	RGN-12	59.79
4	RGN-16	169.62

316 Stainless		list each
size	part number	
1/2	RGNSS-2	85.18
3/4	RGNSS-3	95.71
1	RGNSS-3	95.71

WING NUT



Machined Ductile Iron		list each
size	part number	
1/2	GN-2	5.79
3/4	GN-3	9.44
1	GN-3	9.44
1-1/4	GN-5	14.69
1-1/2	GN-5	14.69
2	GN-8	16.41
2-1/2	GN-10	68.64
3	GN-12	59.79
4	GN-16	169.62

DEAD-END



size	part number	list each
3/4	GDC-3	55.86
1	GDC-3	55.86

VITON® O-RING



size	part number	list each
1/2	VO-2	1.02
3/4	VO-3	1.19
1	VO-3	1.19
1-1/4	VO-5	2.19
1-1/2	VO-5	2.19
2	VO-8	3.03
2-1/2	VO-10	4.63
3	VO-12	6.37
4	VO-16	7.04

All steel and machined ductile iron parts are zinc plated. DuPont Viton® is the best O-Ring material for couplings used in both Air and Steam applications. For special applications, O-Rings of other materials are available upon request.



FEMALE SET (with low profile nut)



Steel/Ductile Iron			
hose size	part number	list each	
3/4	RHJF-3	59.36	
1	RHJF-4	54.44	

FEMALE SET (with wing nut)



Steel/Ductile Iron			
hose size	part number	list each	
3/4	HJF-3	62.33	
1	HJF-4	54.44	

HOSE STEM



Steel			
hose size	part number	list each	
3/4	HJS-3	20.97	
1	HJS-4	17.40	

FEMALE SPUD



Steel			
npt size	part number	list each	
3/4	HFS-3	26.24	
1	HFS-4	23.12	

MALE SPUD



Steel			
npt size	part number	list each	
3/4	HMS-3	37.11	
1	HMS-4	34.84	

LOW PROFILE SWIVEL NUT



Ductile Iron			
size	part number	list each	
3/4	RHN-3	14.89	
1	RHN-3	14.89	

WING NUT

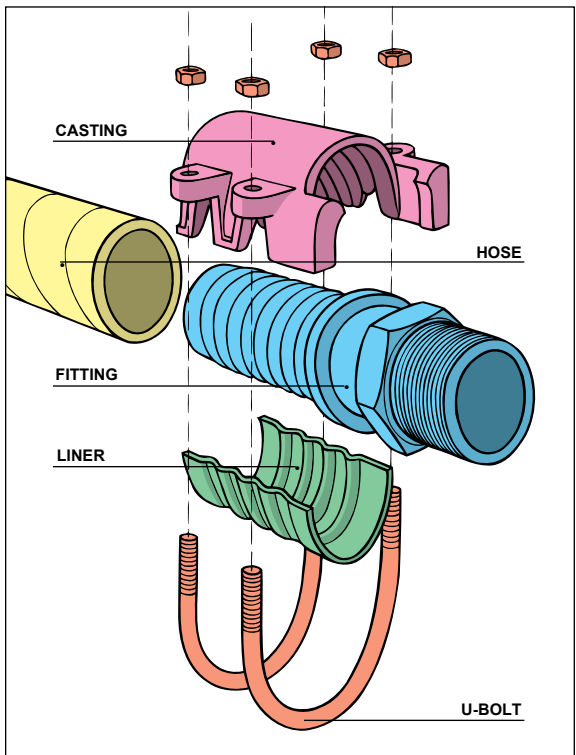



Ductile Iron			
size	part number	list each	
3/4	HN-3	13.92	
1	HN-3	13.92	

DOUBLE SPUD



Steel			
size	part number	list each	
3/4	HDS-3	34.39	
1	HDS-3	34.39	



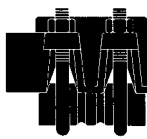
This 2" 1000 psi rated hose exploded in a test at 5200 psi. The hose exceeded its minimum 4X safety factor. The fitting and clamp exceeded the capacity of the hose.

SINGLE U-BOLT



hose o.d. min	hose o.d. max	hose size	part number	list each
13/16	1-1/32	1/2	IC-2	8.49
1-1/16	1-1/4	3/4	IC-3S	10.99
1-3/32	1-3/8	3/4	IC-3	10.99

DOUBLE U-BOLT



hose o.d. min	hose o.d. max	hose size	part number	list each
1-5/16	1-1/2	1	IC-4	18.67
1-1/2	1-11/16	1	IC-4L	18.94
1-9/16	2	1-1/4	IC-5	31.03
1-15/16	2-3/16	1-1/2	IC-6	26.25
2-3/16	2-3/8	1-1/2	IC-6L	28.62
2-11/32	2-11/16	2	IC-8	39.50
2-11/16	2-15/16	2	IC-8L	35.86
3	3-9/32	2-1/2	IC-10	52.68
3-9/32	3-9/16	2-1/2	IC-10L	67.49


TRIPLE U-BOLT



hose o.d. min	hose o.d. max	hose size	part number	list each
3-5/16	3-3/4	3	IC-12S	77.59
3-11/16	4-1/8	3	IC-12	83.63
4-1/16	4-1/2	3	IC-12L	116.67
4-5/16	4-3/4	4	IC-16S	221.87
4-11/16	5-1/8	4	IC-16	232.34
5-1/16	5-1/2	4	IC-16L	381.01
7-11/16	8-1/4	6	IC-24L	420.23

For your convenience, U-Bolts are available in bulk packages, upon request. Bulk package price is the same as listed above. (IC-2 through IC-4L are packed 25 per carton. IC-5 through IC-8L are packed 10 per carton.)

WHIP CHEK™ SAFETY CABLE (hose to hose)



hose size	part number	list each
1/2	WC-1	26.08
3/4	WC-1	26.08
1	WC-1	26.08
1-1/4	WC-2	40.74
1-1/2	WC-2	40.74
2	WC-2	40.74
3	WC-2	40.74
4	WC-4	99.17



Couplings & Safety Couplings for Air and Water Hose

Campbell Crimpnology™ offers hose assembly systems for all your air applications.




Nitrogen Kills!

Nitrogen-only Single-Lock and Double-Lock Couplings.

Specify the patented yellow ring!

Simply the best and safest way to avoid deadly nitrogen accidents in plants.



Patented Nitrogen Ring

CAMPBELL SINGLE-LOCK (Bowes-style) DOUBLE-LOCK (Thor-style) COUPLINGS

Features and Benefits

- High strength zinc-aluminum alloy sleeves never rust, never seize or gall.
- Crimpnology hose ends provide the ultimate in hose retention.
- Interchangeable with other Bowes and Thor style couplings.

CAMPBELL SINGLE-LOCK (Nitrogen) DOUBLE-LOCK (Nitrogen) COUPLINGS

Features and Benefits

- High strength zinc-aluminum alloy sleeves never rust, never seize or gall.
- Crimpnology hose ends provide the ultimate in hose retention..
- Interchangeable with other Bowes and Thor style couplings.

SAFETY AND SAVINGS!

UniversaLock™, Single-Lock and Double-Lock couplings meet OSHA regulation 29CFR1915.131 and MSHA 30 CFR65.13021 requirements for Air Hose Couplings. The fine for an unpinned/unlocked air hose coupling can be \$800 or more per infraction. Save your customer money and headaches, by using Campbell's Safety Air Hose Couplings.



UNIVERSAL COUPLINGS AND UNIVERSALOCK™ COUPLINGS

Features and Benefits

- Mates with domestic and imported Universal Couplings.
- UniversaLock's automatically lock onto mating coupling.
- Crimpnology hose end for superior retention and sealing.
- Cast ductile iron meets ASTM A536 specification.
- Washers manufactured from nitrile for superior oil resistance.

Investment Cast Universal Hose Ends

- Investment casting provides a crisp, high quality, hose-end surface-finish, without costly machining.
- Crimpnology hose ends for superior retention and sealing.

Investment Cast Universal Hose Ends:



Short, Crimp Specific Shank



Standard Shank

MAX. SYSTEM WORKING PRESSURE (PSI @ 70°F) SEE NOTE 1					
Hose System Components			Hose Size		
Fitting/Coupling	Attachment	Hose Type	1/2	3/4	1
UniversaLock™	Ferrule	Air	300*	300*	300*
Universal	Ferrule	Air	150	150	150
Single-Lock Cplg	Ferrule	Air	300	300	300
Double-Lock Cplg	Ferrule	Air	300	300	300

See footnotes 1, 2 and 6 on Page 1

*Only when connected to another UniversaLock coupling



HOSE END



Ductile Iron (machined serrations)

hose size	part number	list each	ctn qty
3/8	UH-38	10.74	25
1/2	UH-2	7.59	25
5/8	UH-58	10.88	25
3/4	UH-3	7.61	25
1	UH-4	10.68	25

Plated Steel (investment cast)

1/2	UH-2i	5.82	25
3/4	UH-3i	5.92	25
1	UH-4i	7.70	25

316 Stainless (machined serrations)

1/2	UHSS-2	57.91	25
3/4	UHSS-3	48.67	25
1	UHSS-4	53.82	25

HOSE END (crimp specific)



Plated Steel (investment cast)

hose size	part number	list each	ctn qty
3/4	UH-3C	5.19	25

FEMALE NPT



Ductile Iron

npt size	part number	list each	ctn qty
3/8	UF-38	9.54	25
1/2	UF-2	8.76	25
3/4	UF-3	8.56	25
1	UF-4	10.62	25

316 Stainless

1/2	UFSS-2	60.24	25
3/4	UFSS-3	52.21	25
1	UFSS-4	56.24	25

MALE NPT



Ductile Iron

npt size	part number	list each	ctn qty
3/8	UM-38	9.35	25
1/2	UM-2	8.45	25
3/4	UM-3	8.65	25
1	UM-4	9.20	25

316 Stainless

1/2	UMSS-2	60.24	25
3/4	UMSS-3	52.21	25
1	UMSS-4	56.24	25

UNIVERSAL WASHER



Nitrile

size	part number	list each	ctn qty
All	UG	0.75	25

CLIP



Plated Steel

size	part number	list each	ctn qty
All	CLIP	0.37	25

IMPORT DUCTILE IRON UNIVERSAL COUPLINGS (includes safety clip)

HOSE END



hose size	part number	list each	ctn qty
3/8	HE-37	4.07	25
1/2	HE-50	4.07	25
3/4	HE-75	4.44	25
1	HE-100	5.61	25

FEMALE NPT



npt size	part number	list each	ctn qty
1/4	FE-25	4.97	25
3/8	FE-37	4.97	25
1/2	FE-50	4.75	25
3/4	FE-75	4.87	25
1	FE-100	5.51	25

MALE NPT



npt size	part number	list each	ctn qty
1/4	ME-25	4.73	25
3/8	ME-37	4.73	25
1/2	ME-50	4.52	25
3/4	ME-75	4.64	25
1	ME-100	5.45	25

UNIVERSALOCK™ COUPLINGS



DISTRIBUTOR AUTHORIZATION

Safety is of paramount concern to everyone. Due to the volatile nature of compressed air, and in accordance with our ISO 9001 quality system, we reserve the right to restrict sales of our UniversalLock® Couplings to only those distributors authorized by Campbell Fittings.

Please contact our Customer Service department for more information.

HOSE END



Ductile Iron (machined serrations)

hose size	part number	list each	ctn qty
1/2	ULH-2	29.19	10
3/4	ULH-3	29.19	10
1	ULH-4	29.76	10

MALE END



Ductile Iron

npt size	part number	list each	ctn qty
1/2	ULM-2	29.19	10
3/4	ULM-3	29.19	10
1	ULM-4	29.76	10

FEMALE END



Ductile Iron

npt size	part number	list each	ctn qty
1/2	ULF-2	29.19	10
3/4	ULF-3	29.19	10

UNIVERSALOCK™ WASHER




Nitrile

size	part number	list each	ctn qty
All	ULW	2.75	25


Never use UniversalLock™ Washers in standard Universal Couplings.




MALE X HOSE

			
Plated Steel			
hose size	part number		list each
1/2	BMHS-2		23.88
3/4	BMHS-3		23.88
Brass			
1/2	BMHB-2		40.21
3/4	BMHB-3		40.21


MALE X MALE NPT

			
Plated Steel			
npt size	part number		list each
1/2	BMMS-2		24.68
3/4	BMMS-3		24.68
Brass			
1/2	BMMB-2		36.07
3/4	BMMB-3		36.07


MALE X FEMALE NPT

			
Plated Steel			
npt size	part number		list each
1/2	BMFS-2		23.88
3/4	BMFS-3		23.88
Brass			
1/2	BMFB-2		37.61
3/4	BMFB-3		37.61


FEMALE X HOSE

			
Plated Steel			
hose size	part number		list each
1/2	BFHS-2		19.35
3/4	BFHS-3		19.35
Brass			
1/2	BFHB-2		28.94
3/4	BFHB-3		28.94


FEMALE X MALE NPT

			
Plated Steel			
npt size	part number		list each
1/2	BFMS-2		19.35
3/4	BFMS-3		19.35
1	BFMS-4		22.22
Brass			
1/2	BFMB-2		28.94
3/4	BFMB-3		28.94
1	BFMB-4		33.28


FEMALE X FEMALE NPT

			
Plated Steel			
npt size	part number		list each
1/2	BFFS-2		19.35
3/4	BFFS-3		19.35
1	BFFS-4		22.22
Brass			
1/2	BFFB-2		28.94
3/4	BFFB-3		28.94
1	BFFB-4		33.28


MALE X HOSE (with locking ring)

			
Plated Steel			
hose size	part number		list each
1/2	BMHS-2L		32.72
3/4	BMHS-3L		32.72
1	BMHS-4L		36.65
Brass			
1/2	BMHB-2L		43.86
3/4	BMHB-3L		43.86
1	BMHB-4L		49.43


MALE X MALE NPT (with locking ring)

			
Plated Steel			
npt size	part number		list each
1/2	BMMS-2L		32.72
3/4	BMMS-3L		32.72
1	BMMS-4L		37.62
Brass			
1/2	BMMB-2L		43.86
3/4	BMMB-3L		43.86
1	BMMB-4L		49.43

MALE X FEMALE NPT (with locking ring)

			
Plated Steel			
npt size	part number		list each
1/2	BMFS-2L		32.72
3/4	BMFS-3L		32.72
1	BMFS-4L		37.62
Brass			
1/2	BMFB-2L		43.86
3/4	BMFB-3L		43.86
1	BMFB-4L		49.43

GASKET

			
Nitrile			
size	part number		list each
ALL	BGN-1		1.39




DISTRIBUTOR AUTHORIZATION

Safety is of paramount concern to everyone. Due to the volatile nature of Nitrogen, and in accordance with our ISO 9001 quality system, we reserve the right to restrict sales of our Nitrogen Couplings to only those distributors authorized by Campbell Fittings.

Please contact our Customer Service department for more information.

MALE X HOSE (with Nitrogen ring)

			
Plated Steel			
hose size	part number		list each
1/2	BMHS-2N		32.72
3/4	BMHS-3N		32.72
1	BMHS-4N		36.65
Brass			
1/2	BMHB-2N		43.86
3/4	BMHB-3N		43.86
1	BMHB-4N		49.43

**MALE X MALE NPT
(with Nitrogen ring)**



Plated Steel			
npt size	part number	list each	
1/2	BMMS-2N	32.72	
3/4	BMMS-3N	32.72	
1	BMMS-4N	37.62	
Brass			
1/2	BMMB-2N	32.72	
3/4	BMMB-3N	32.72	
1	BMMB-4N	49.43	

**MALE X FEMALE NPT
(with Nitrogen ring)**



Plated Steel			
npt size	part number	list each	
1/2	BMFS-2N	32.72	
3/4	BMFS-3N	32.72	
1	BMFS-4N	37.62	
Brass			
1/2	BMFB-2N	43.86	
3/4	BMFB-3N	43.86	
1	BMFB-4N	49.43	

**FEMALE X HOSE
(with Nitrogen ring)**

NEW!



Plated Steel			
hose size	part number	list each	
1/2	BFHS-2N	19.35	
3/4	BFHS-3N	19.35	
Brass			
1/2	BFHB-2N	28.94	
3/4	BFHB-3N	28.94	

**FEMALE X MALE NPT
(with Nitrogen ring)**

NEW!



Plated Steel			
hose size	part number	list each	
1/2	BFMS-2N	19.35	
3/4	BFMS-3N	19.35	
Brass			
1/2	BFMB-2N	28.94	
3/4	BFMB-3N	28.94	

**FEMALE X FEMALE NPT
(with Nitrogen ring)**

NEW!



Plated Steel			
hose size	part number	list each	
1/2	BFFS-2N	19.35	
3/4	BFFS-3N	19.35	
Brass			
1/2	BFFB-2N	28.94	
3/4	BFFB-3N	28.94	

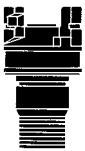


HOSE END



Plated Steel			
hose size	part number	list each	
1/2	TLH-2	35.23	
3/4	TLH-3	37.22	
1	TLH-4	56.71	
Stainless			
3/4	TLHSS-3	315.45	
Brass			
3/4	TLHB-3	82.73	

MALE NPT



Plated Steel			
npt size	part number	list each	
1/2	TLM-2	33.15	
3/4	TLM-3	33.15	
Stainless			
3/4	TLMSS-3	279.64	

FEMALE NPT



Plated Steel			
npt size	part number	list each	
1/2	TLF-2	37.96	
3/4	TLF-3	37.96	
Stainless			
3/4	TLFSS-3	279.64	

**MALE NPT
(without locking sleeve)**



Plated Steel			
npt size	part number	list each	
1/2	TM-2	19.35	
3/4	TM-3	20.32	
1	TM-4	22.78	
Stainless			
3/4	TMSS-3	138.73	

**FEMALE NPT
(without locking sleeve)**



Plated Steel			
npt size	part number	list each	
1/2	TF-2	24.63	
3/4	TF-3	24.74	
1	TF-4	26.94	
Stainless			
3/4	TFSS-3	138.73	

**HOSE END
(with locking ring)**

NEW!



Plated Steel			
hose size	part number	list each	
1/2	TLH-2L	46.86	
3/4	TLH-3L	49.50	
1	TLH-4L	75.42	

**MALE NPT
(with locking ring)**

NEW!



Plated Steel			
hose size	part number	list each	
1/2	TLM-2L	44.09	
3/4	TLM-3L	44.09	
1	TLM-4L	61.60	

**FEMALE NPT
(with locking ring)**

NEW!



Plated Steel			
hose size	part number	list each	
1/2	TLF-2L	50.49	
3/4	TLF-3L	50.49	
1	TLF-4L	61.60	




DISTRIBUTOR AUTHORIZATION


Safety is of paramount concern to everyone. Due to the volatile nature of Nitrogen, and in accordance with our ISO 9001 quality system, we reserve the right to restrict sales of our Nitrogen Couplings to only those distributors authorized by Campbell Fittings.

Please contact our Customer Service department for more information.


**HOSE END
 (with Nitrogen ring)**

	Plated Steel		list each
	hose size	part number	
	1/2	TLH-2N	46.86
	3/4	TLH-3N	49.50
	1	TLH-4N	75.42
	Brass		
	3/4 NEW!	TLHB-3N	103.25


**MALE NPT
 (with Nitrogen ring) **NEW!****

	Plated Steel		list each
	hose size	part number	
	1/2	TLM-2N	44.09
	3/4	TLM-3N	44.09
	1	TLM-4N	61.60


**FEMALE NPT
 (with Nitrogen ring) **NEW!****

	Plated Steel		list each
	hose size	part number	
	1/2	TLF-2N	50.49
	3/4	TLF-3N	50.49
	1	TLF-4N	61.60


**MALE NPT
 (with Nitrogen ring & without locking sleeve) **NEW!****

	Plated Steel		list each
	npt size	part number	
	1/2	TM-2N	24.19
	3/4	TM-3N	25.40
	1	TM-4N	28.48

**FEMALE NPT
 (with Nitrogen ring & without locking sleeve) **NEW!****

	Plated Steel		list each
	npt size	part number	
	1/2	TF-2N	30.79
	3/4	TF-3N	30.93
	1	TF-4N	33.68

GASKET

	Nitrile		list each
	size	part number	
	ALL	TGN-1	2.63



Campbell Crimpnology™ offers hose assembly systems for all your chemical applications!



ChemJoint Couplings are available with weld ends for use with metal hose.

CHEMJOUNT™ COUPLINGS & MALE STEMS

Description

ChemJoint™ Couplings and Male Stems create an extremely versatile Chemical Hose assembly system. The system solves problematic Cam and Groove issues such as pressure, temperature, side load, viscosity, line dedication and ergonomics.

Features and Benefits

- Graduated serration pattern - sharper near the interlock, rounder near the end. Grips and seals plastic lined Chemical Hose without cutting through the tube.
- 360° interlock groove on fitting locks ferrule into place for the ultimate in holding power.
- Crimped assemblies are low profile and eliminate sharp edges from bands.
- Viton® Seal allows coupling to meet pressure ratings with hand-tightened nut.



Recommended Hose Attachment

- Interlocking ferrules
- Preformed bands



1" ChemJoint™ Coupling Set



1" ChemJoint™ Union with Viton® Spud

Hose System Components			MAX. SYSTEM WORKING PRESSURE (PSI @ 70°F) <small>SEE NOTE 1</small>								
			Hose Size								
Fitting/Coupling	Attachment	Hose Type	1/2	3/4	1	1-1/4	1-1/2	2	2-1/2	3	4
ChemJoint™/Male Stem	Ferrule	Chemical	350	400	450	325	250	250	225	225	200
ChemJoint™/Male Stem	Ferrule	Rubber	350	400	450	425	400	350	325	300	250

See footnotes 1 and 2 on Page 1



**CHEMJOINT™
COUPLINGS**

DISTRIBUTOR AUTHORIZATION

Safety is of paramount concern to everyone. Due to the volatile nature of chemical hose applications, and in accordance with our ISO 9001 system, we reserve the right to restrict sales of our ChemJoint™ Couplings and Male Stems to only those distributors authorized by Campbell Fittings.

Please contact our Customer Service department for more information

CHEMJOINT™ MALE STEM



316 Stainless			
hose size	part number	list each	
1/2	CJMS-2	43.79	
3/4	CJMS-3	43.79	
1	CJMS-4	52.53	
1-1/4	CJMS-5	61.28	
1-1/2	CJMS-6	68.28	
2	CJMS-8	75.29	
2-1/2	CJMS-10	119.08	
3	CJMS-12	153.70	
4	CJMS-16	227.10	

CHEMJOINT™ COUPLING FEMALE SET



316 Stainless			
hose size	part number	list each	
3/4	CJSS-3	337.93	
1	CJSS-4	337.93	
1-1/2	CJSS-6	418.50	
2	CJSS-8	569.07	
3	CJSS-12	1024.32	

CHEMJOINT™ FEMALE VITON® SPUD



316 Stainless			
npt size	part number	list each	
3/4	CJVS-3	131.33	
1	CJVS-4	131.33	
1-1/2	CJVS-6	193.10	
2	CJVS-8	262.65	
3	CJVS-12	507.78	
316 Stainless with ACME threads			
1	CJVS-4A	165.90	
2	CJVS-8A	326.55	
3	NEW! CJVS-12A	633.94	

CHEMJOINT™ HOSE STEM



316 Stainless			
hose size	part number	list each	
3/4	CJHS-3	113.82	
1	CJHS-4	113.82	
1-1/2	CJHS-6	117.07	
2	CJHS-8	122.57	
3	CJHS-12	169.82	

CHEMJOINT™ WELD-ON STEM



316 Stainless			
size	part number	list each	
1	CJWS-4	105.08	
1-1/2	CJWS-6	108.09	
2	CJWS-8	113.82	
3	CJWS-12	140.07	

CHEMJOINT™ MALE THREADED STEM



316 Stainless			
npt size	part number	list each	
1	CJTS-4	113.82	
1-1/2	CJTS-6	117.07	
2	CJTS-8	122.57	
3	CJTS-12	169.82	

CHEMJOINT™ UNION WITH VITON® SPUD



316 Stainless			
npt size	part number	list each	
3/4	CJFU-3	569.07	
1	CJFU-4	627.10	
1-1/2	CJFU-6	718.15	
2	CJFU-8	831.71	
3	CJFU-12	1120.63	

Viton® should never be used with ammonia. Please contact our Engineering department for information on all our different gasket materials.

CHEMJOINT™ UNION (without Viton® Spud)



316 Stainless

npt size	part number	list each
3/4	CJFS-3	437.77
1	CJFS-4	495.27
1-1/2	CJFS-6	525.27
2	CJFS-8	569.07
3	CJFS-12	612.84

316 Stainless with ACME threads

npt size	part number	list each
1	CJFS-4A	620.55
2	CJFS-8A	664.65
3 NEW!	CJFS-12A	722.55

CHEMJOINT™ NUT



316 Stainless

size	part number	list each
3/4	CJN-3	89.45
1	CJN-3	89.45
1-1/2	CJN-6	156.72
2	CJN-8	183.83
3	CJN-12	346.70

316 Stainless with ACME threads

npt size	part number	list each
1	CJN-4A	108.15
2	CJN-8A	196.35
3 NEW!	CJN-12A	398.71

CHEMJOINT™ DUST CAP



316 Stainless

size	part number	list each
3/4	CJDC-3	87.55
1	CJDC-3	87.55
1-1/2	CJDC-6	155.12
2	CJDC-8	175.12
3	CJDC-12	350.21

316 Stainless with ACME threads

npt size	part number	list each
1	CJDC-4A	131.25
2	CJDC-8A	182.70
3 NEW!	CJDC-12A	446.25

CHEMJOINT™ VITON® SEAL DUST PLUG



316 Stainless

size	part number	list each
3/4	CJDP-3	125.11
1	CJDP-3	125.11
1-1/2	CJDP-6	210.18
2	CJDP-8	318.66
3	CJDP-12	573.95

316 Stainless with ACME threads

npt size	part number	list each
1	CJDP-4A	173.25
2	CJDP-8A	392.70
3 NEW!	CJDP-12A	656.25



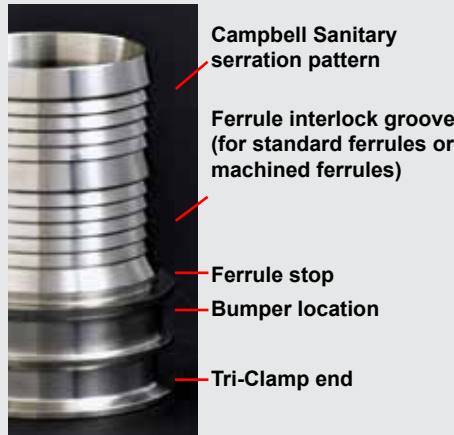
Campbell Crimpnology™ offers hose assembly systems for all your food grade hose applications!



**CRIMPNOLOGY
TRI-CLAMP FITTINGS**

Features & Benefits

- Crimp specs and procedures provided for all styles.
- For use with both Campbell standard slotted ferrules or I.D./O.D. machined ferrules.
- All ferrules are FDA approved 304 Stainless Steel.
- Shank and ferrule lengths are matched for performance and to avoid potential hose tube or hose cover damage.
- FDA approved Bumper helps to protect Tri-Clamp fitting.
- Recessed bumper area machined onto fitting allows easy installation or removal, even when in use.



TRI-CLAMP GASKETS

Features & Benefits

- Available in both Buna-N and reinforced silicone.
- Reinforced silicone offers superior sealing capabilities.

TRI-CLAMPS

Features & Benefits

- Designed for use with any Tri-Clamp fitting.

PROTECTIVE BUMPER

Features & Benefits

- Fits into machined recessed bumper area on all Campbell Tri-Clamp and Wine Fittings.
- Easy on/off installation.
- Manufactured from FDA approved silicone.

**CRIMPNOLOGY
WINE FITTINGS
(with Pacific Coast Threads - PCT)**

Features & Benefits

- Crimp specs and procedures provided for all styles.
- For use with Campbell ferrules and sleeves or band clamps.
- All ferrules and sleeves are FDA approved 304 Stainless Steel.
- Shank and ferrule lengths are matched for performance and to avoid potential hose tube or hose cover damage.
- Durable heavy duty forged brass Swivel Nut is damage resistant.

TESTING

All Campbell products are thoroughly tested to determine accurate performance data, such as pressure ratings and temperature derating data. See example of Tri-Clamp hydrostatic test below.

Hose: 1” ContiTech Grey Vintner
Working Pressure: 250 psi
Test temp: 70°F
Highest Test Pressure: 2039 psi.
Failure Mode: Hose burst beyond 8x WP



MAX. SYSTEM WORKING PRESSURE (PSI @ 70°F) SEE NOTE 1

Hose System Components			Hose Size					
Fitting/Coupling	Attachment	Hose Type	1	1-1/4	1-1/2	2	2-1/2	3
Tri-Clamp	Ferrule	Sanitary	500	-	450	350	325	300
Tri-Clamp	Mach. Ferrule	Sanitary	500	-	500	400	375	350
Wine Fitting	Ferrule	Sanitary	-	-	450	350	-	300
Wine Fitting	Band Clamps	Sanitary	-	-	100	100	-	50

See footnotes 1 and 2 on Page 1

TRI-CLAMP FITTINGS

NEW!



TRI-CLAMP FITTINGS



304 Stainless

hose size	part number	list each
1	TC-4C	60.91
1-1/2	TC-6C	72.42
2	TC-8C	117.42
2-1/2	TC-10C	163.64
3	TC-12C	236.36

316 Stainless

1	TC-4C 316	71.21
1-1/2	TC-6C 316	78.03
2	TC-8C 316	135.45
2-1/2	TC-10C 316	204.35
3	TC-12C 316	287.88

TRI-CLAMP REDUCERS



304 Stainless

hose size	part number	list each
1-1/2 X 1	TCR-6X4C	60.19

316 Stainless

1-1/2 X 1	TCR-6X4C 316	71.21
-----------	--------------	-------

TRI-CLAMP BUMPERS



Silicone

hose size	part number	list each
1	TCB-4	2.94
1-1/2	TCB-6	3.88
2	TCB-8	5.54
2-1/2	TCB-10	8.97
3	TCB-12	10.64

TRI-CLAMP



304 Stainless

hose size	part number	list each
1	TCC-6	15.55
1-1/2	TCC-6	15.55
2	TCC-8	16.80
2-1/2	TCC-10	18.25
3	TCC-12	21.00

TRI-CLAMP GASKET



Buna-N

hose size	part number	list each
1	TCGB-4	1.34
1-1/2	TCGB-6	1.15
2	TCGB-8	1.03
2-1/2	TCGB-10	1.59
3	TCGB-12	1.77

Reinforced Silicone

1	TCGS-4	4.09
1-1/2	TCGS-6	4.28
2	TCGS-8	4.09
2-1/2	TCGS-10	5.69
3	TGGS-12	6.08

MACHINED FERRULES

NEW!



MACHINED FERRULES



304 Stainless

hose size	ferrule i.d.	part number	list each
1	1-32/64	SAN100132	51.52
1	1-38/64	SAN100138	51.52
1	1-44/64	SAN100144	51.52
1	1-50/64	SAN100150	51.52
1-1/2	2-4/64	SAN150204	57.58
1-1/2	2-10/64	SAN150210	57.58
1-1/2	2-16/64	SAN150216	57.58
1-1/2	2-20/64	SAN150220	57.58
2	2-40/64	SAN200240	77.27
2	2-44/64	SAN200244	77.27
2	2-50/64	SAN200250	77.27
2	2-56/64	SAN200256	77.27
2-1/2	3-12/64	SAN250312	106.06
2-1/2	3-18/64	SAN250318	106.06
2-1/2	3-24/64	SAN250324	106.06
3	3-40/64	SAN300340	196.97
3	3-48/64	SAN300348	196.97
3	3-52/64	SAN300352	196.97
3	3-60/64	SAN300360	196.97
3	4	SAN300400	196.97



PCT WINE FITTINGS

NEW!

PACIFIC COAST HEAVY NUT



Brass

hose size	part number	list each
1-1/2	NBPCT-6	37.88
2	NBHPCT-8	56.06
3	NBHPCT-12	75.00

WINE FERRULES

Note: Standard ferrules for 1-1/2" & 2" can be used for wine fittings. For 3" use the following:



304 Stainless

hose size	ferrule i.d.	part number	list each
3	3-44/64	FSS300344W	28.08
3	3-48/64	FSS300348W	28.08
3	3-52/64	FSS300352W	28.08
3	4	FSS300400W	28.08
3	4-8/64	FSS300408W	28.08
3	4-16/64	FSS300416W	28.08

WINE FITTING - FEMALE STEM



304 Stainless

hose size	part number	list each
1-1/2	PCTF-6C	66.52
2	PCTF-8C	72.70
3	PCTF-12C	149.76

WINE FITTING - FEMALE STEM W/ HEAVY NUT



304 Stainless

hose size	part number	list each
2	PCTFBH-8	208.94
3	PCTFBH-12	269.55

WINE FITTING - MALE STEM



304 Stainless

hose size	part number	list each
1-1/2	PCTM-6C	81.15
2	PCTM-8C	88.69
3	PCTM-12C	182.71

WINE GASKET FITTING



Buna-N

hose size	part number	list each
1-1/2	PCTGB-6	2.63
2	PCTGB-8	4.70
3	PCTGB-12	10.07

Silicone

hose size	part number	list each
1-1/2	PCTGS-6	2.63
2	PCTGS-8	4.70
3	PCTGS-12	10.07



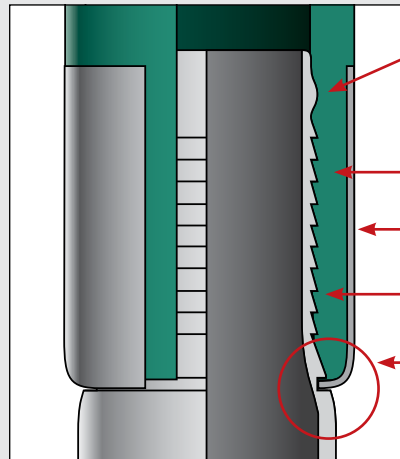
Ferrules & Sleeves for High, Medium, and Low-Pressure Hose Systems

*Campbell Crimpnology™ ...
the only comprehensive package of
crimping products in the industry!*



CampbellCrimpnology™

Crimpnology refers to all of the technology involved in crimping: The integrated design of every fitting, coupling, ferrule, and sleeve; the crimp procedures; crimp specifications; and crimp training & support.



RELIEF BUMP

Prolongs the life of the hose assembly by relieving stress and failure points commonly found at the end of crimped fittings.

HOSE

FERRULE

FITTING

INTERLOCK

The turn-in of the ferrule interlocks with the machined groove on the fitting or coupling, providing a mechanical attachment for exceptional hose retention.

Features and Benefits

Crimpnology offers the following "7 Essentials" for crimping safe, repeatable, performance-rated hose systems:

- Interlock groove on all fittings and couplings is compatible with the turn-in end of the ferrule to ensure a 360° ferrule-to-fitting interlock.
- Serrations specifically designed for crimping provide maximum hose retention without potential tube failure.
- Shank length and ferrule/sleeve length are matched to maximize retention and to avoid hose tube or cover damage.
- Detailed assembly procedures are provided, including information to ensure use of compatible components.
- Detailed crimping procedures ensure appropriate crimp specification is derived for each hose and fitting combination.
- On-site crimping training by a Hose System Specialist is offered by Campbell Fittings to assist distributor personnel.
- A daytime, toll-free "hotline" is manned by a Campbell Hose System Specialist to assist in all aspects of crimping.

Performance Rated

All Campbell pressure ratings are established and verified by hydrostatic testing to a 4x safety factor where applicable (see page 1 for pressure rating information). Test data and information regarding various combinations of hoses and fittings are available upon request.

Note: Campbell sleeves may be used on non-Campbell fittings. We cannot provide crimp specifications or recommend working pressures for non-Campbell fittings. The pressure ratings in this catalog are valid only when using all Campbell parts. For safety and quality assurance, always proof test hose assembly according to NAHAD guidelines.

FERRULE & SLEEVE PART NUMBERING

PRODUCT	MATERIAL	FERRULE/SLEEVE I.D.
F = Ferrule	PS = Plated Steel	216 = 2-16/64"
S = Sleeve	SS = Stainless Steel	340 = 3-40/64"

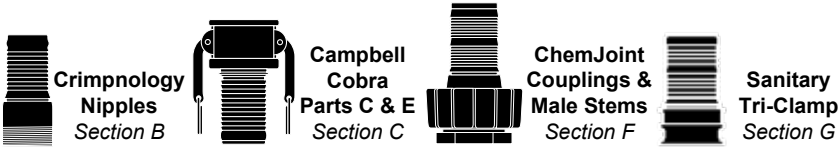
F	PS	150	216	L
NOMINAL HOSE SIZE		NON-STANDARD LENGTH		
150 = 1-1/2"		L = Long		
200 = 2"		S = Short		

FERRULES



FERRULES

for use with products shown below:



Plated Steel

hose size	ferrule i.d.	part number	list each
3/4	1-12/64	FPS075112	8.09
3/4	1-20/64	FPS075120	8.09
3/4	1-24/64	FPS075124	8.09
3/4	1-28/64	FPS075128	8.09
3/4	1-32/64	FPS075132	8.09
1	1-32/64	FPS100132	10.00
1	1-36/64	FPS100136	10.00
1	1-40/64	FPS100140	10.00
1	1-44/64	FPS100144	10.00
1	1-48/64	FPS100148	10.00
1	1-52/64	FPS100152	10.00
1-1/4	1-52/64	FPS125152	10.35
1-1/4	1-56/64	FPS125156	10.35
1-1/4	1-60/64	FPS125160	10.35
1-1/2	1-60/64	FPS150160	11.40
1-1/2	2	FPS150200	11.40
1-1/2	2-4/64	FPS150204	11.40
1-1/2	2-8/64	FPS150208	11.40
1-1/2	2-12/64	FPS150212	11.40
1-1/2	2-16/64	FPS150216	11.40
1-1/2	2-20/64	FPS150220	11.40
1-1/2	2-24/64	FPS150224	11.40
2	2-32/64	FPS200232	12.74
2	2-36/64	FPS200236	12.74
2	2-40/64	FPS200240	12.74
2	2-44/64	FPS200244	12.74
2	2-48/64	FPS200248	12.74
2	2-52/64	FPS200252	12.74
2	2-56/64	FPS200256	12.74
2	2-60/64	FPS200260	12.74
2-1/2	3-8/64	FPS250308	17.22
2-1/2	3-12/64	FPS250312	17.22
2-1/2	3-16/64	FPS250316	17.22
2-1/2	3-20/64	FPS250320	17.22
2-1/2	3-28/64	FPS250328	17.22
3	3-36/64	FPS300336	17.83
3	3-40/64	FPS300340	17.83
3	3-44/64	FPS300344	17.83
3	3-48/64	FPS300348	17.83
3	3-52/64	FPS300352	17.83
3	3-56/64	FPS300356	17.83
3	3-60/64	FPS300360	17.83
3	4	FPS300400	17.83
3	4-8/64	FPS300408	17.83
3	4-16/64	FPS300416	17.83
4	4-36/64	FPS400436	23.43
4	4-40/64	FPS400440	23.43
4	4-44/64	FPS400444	23.43
4	4-48/64	FPS400448	23.43
4	4-52/64	FPS400452	23.43

4	4-56/64	FPS400456	23.43
4	4-60/64	FPS400460	23.43
4	5	FPS400500	23.43
4	5-4/64	FPS400504	23.43
6	6-56/64	FPS600656	51.99
6	7	FPS600700	51.99
6	7-8/64	FPS600708	51.99
6	7-24/64	FPS600724	51.99
8	NEW! 8-48/64	FPS800848	112.20
8	NEW! 9	FPS800900	112.20
8	NEW! 9-16/64	FPS800916	112.20
8	NEW! 9-32/64	FPS800932	112.20

Stainless Steel

hose size	ferrule i.d.	part number	list each
1/2	1	FSS050100	9.31
1/2	1-4/64	FSS050104	9.31
1/2	1-8/64	FSS050108	9.31
3/4	1-12/64	FSS075112	9.65
3/4	1-16/64	FSS075116	9.65
3/4	1-20/64	FSS075120	9.65
3/4	1-24/64	FSS075124	9.65
3/4	1-28/64	FSS075128	9.65
3/4	1-32/64	FSS075132	9.65
1	1-32/64	FSS100132	10.15
1	1-36/64	FSS100136	10.15
1	1-40/64	FSS100140	10.15
1	1-44/64	FSS100144	10.15
1	1-48/64	FSS100148	10.15
1	1-52/64	FSS100152	10.15
1/4	1-52/64	FSS125152	12.00
1/4	1-56/64	FSS125156	12.00
1/4	1-60/64	FSS125160	12.00
1-1/2	1-60/64	FSS150160	15.60
1-1/2	2	FSS150200	15.60
1-1/2	2-4/64	FSS150204	15.60
1-1/2	2-8/64	FSS150208	15.60
1-1/2	2-12/64	FSS150212	15.60
1-1/2	2-16/64	FSS150216	15.60
1-1/2	2-20/64	FSS150220	15.60
1-1/2	2-24/64	FSS150224	15.60
2	2-32/64	FSS200232	17.63
2	2-36/64	FSS200236	17.63
2	2-40/64	FSS200240	17.63
2	2-44/64	FSS200244	17.63
2	2-48/64	FSS200248	17.63
2	2-52/64	FSS200252	17.63
2	2-56/64	FSS200256	17.63
2	2-60/64	FSS200260	17.63
2-1/2	3-8/64	FSS250308	27.08
2-1/2	3-12/64	FSS250312	27.08
2-1/2	3-16/64	FSS250316	27.08
2-1/2	3-20/64	FSS250320	27.08
2-1/2	3-28/64	FSS250328	27.08
3	3-36/64	FSS300336	28.92
3	3-40/64	FSS300340	28.92
3	3-44/64	FSS300344	28.92
3	3-48/64	FSS300348	28.92
3	3-52/64	FSS300352	28.92
3	3-56/64	FSS300356	28.92
3	3-60/64	FSS300360	28.92
3	4	FSS300400	28.92
4	4-36/64	FSS400436	67.14
4	4-40/64	FSS400440	67.14
4	4-44/64	FSS400444	67.14
4	4-48/64	FSS400448	67.14
4	4-52/64	FSS400452	67.14
4	4-56/64	FSS400456	67.14
4	4-60/64	FSS400460	67.14
4	5	FSS400500	67.14
4	5-4/64	FSS400504	67.14

continued on next page

hose size	ferrule i.d.	part number	list each
6	6-56/64	FSS600656	84.92
6	7	FSS600700	84.92
6	7-8/64	FSS600708	84.92
6	7-24/64	FSS600724	84.92
8	NEW!	FSS800XXX	POR

**Plated Steel Heavy Duty
 (for 206S & FRAC-16C fittings only)**

hose size	ferrule i.d.	part number	list each
4	4-48/64	FPS400448F	33.25
4	4-52/64	FPS400452F	33.25
4	4-56/64	FPS400456F	33.25
4	4-60/64	FPS400460F	33.25
4	5	FPS400500F	33.25
4	5-4/64	FPS400504F	33.25

3	3-36/64	FPS300336L	28.72
3	3-40/64	FPS300340L	28.72
3	3-44/64	FPS300344L	28.72
3	3-48/64	FPS300348L	28.72
3	3-52/64	FPS300352L	28.72
3	3-56/64	FPS300356L	28.72
3	3-60/64	FPS300360L	28.72
3	4	FPS300400L	28.72
3	4-8/64	FPS300408L	28.72
3	4-16/64	FPS300416L	28.72
4	4-40/64	FPS400440L	37.85
4	4-44/64	FPS400444L	37.85
4	4-48/64	FPS400448L	37.85
4	4-52/64	FPS400452L	37.85
4	4-56/64	FPS400456L	37.85
4	4-60/64	FPS400460L	37.85
4	5	FPS400500L	37.85
4	5-4/64	FPS400504L	37.85
4	5-12/64	FPS400512L	37.85
4	5-20/64	FPS400520L	37.85
4	5-28/64	FPS400528L	37.85

FERRULES

for use with products shown below:

WARNING: NOT FOR USE WITH STEAM



Long Crimpology Nipples
Section B



Viton® Seal Ground Joints and Male Stems
Section D



Plated Steel

hose size	ferrule i.d.	part number	list each
1/2	1	FPS050100S	8.90
1/2	1-4/64	FPS050104S	8.90
1/2	1-8/64	FPS050108S	8.90
3/4	1-16/64	FPS075116	8.09
3/4	1-20/64	FPS075120	8.09
3/4	1-24/64	FPS075124	8.09
3/4	1-28/64	FPS075128	8.09
3/4	1-32/64	FPS075132	8.09
1	1-32/64	FPS100132	10.00
1	1-36/64	FPS100136	10.00
1	1-40/64	FPS100140	10.00
1	1-44/64	FPS100144	10.00
1	1-48/64	FPS100148	10.00
1	1-52/64	FPS100152	10.00
1/4	1-52/64	FPS125152L	14.29
1/4	1-56/64	FPS125156L	14.29
1/4	1-60/64	FPS125160L	14.29
1-1/2	1-60/64	FPS150160L	17.10
1-1/2	2	FPS150200L	17.10
1-1/2	2-4/64	FPS150204L	17.10
1-1/2	2-8/64	FPS150208L	17.10
1-1/2	2-12/64	FPS150212L	17.10
1-1/2	2-16/64	FPS150216L	17.10
1-1/2	2-20/64	FPS150220L	17.10
1-1/2	2-24/64	FPS150224L	17.10
2	2-32/64	FPS200232L	20.76
2	2-36/64	FPS200236L	20.76
2	2-40/64	FPS200240L	20.76
2	2-44/64	FPS200244L	20.76
2	2-48/64	FPS200248L	20.76
2	2-52/64	FPS200252L	20.76
2	2-56/64	FPS200256L	20.76
2	2-60/64	FPS200260L	20.76
2-1/2	3-8/64	FPS250308L	28.55
2-1/2	3-12/64	FPS250312L	28.55
2-1/2	3-16/64	FPS250316L	28.55
2-1/2	3-20/64	FPS250320L	28.55
2-1/2	3-28/64	FPS250328L	28.55



LIGHT DUTY FERRULES

LIGHT DUTY FERRULES

for use with couplings shown below:



All Campbell Universals
Section E



UniversaLock
Section E



Single-Lock (Bowes)
Section E



Double-Lock (Thor)
Section E



Plated Steel

hose size	ferrule i.d.	part number	list each
1/2	58/64	FLPS050058	1.15
1/2	60/64	FLPS050060	1.15
3/4	1-8/64	FLPS075108	1.55
3/4	1-10/64	FLPS075110	1.55
3/4	1-12/64	FLPS075112	1.55
3/4	1-14/64	FLPS075114	1.55
3/4	1-16/64	FLPS075116	1.55
3/4	1-18/64	FLPS075118	1.55
1	1-28/64	FLPS100128	2.35
1	1-30/64	FLPS100130	2.35
1	1-32/64	FLPS100132	2.35
1	1-34/64	FLPS100134	2.35
1	1-36/64	FLPS100136	2.35

304 Stainless

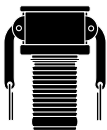
hose size	ferrule i.d.	part number	list each
1/2	5/8/64	FLSS050058	2.51
3/4	1-8/64	FLSS075108	2.91
3/4	1-10/64	FLSS075110	2.91
3/4	1-12/64	FLSS075112	2.91
3/4	1-14/64	FLSS075114	2.91
3/4	1-16/64	FLSS075116	2.91
3/4	1-18/64	FLSS075118	2.91
1	1-28/64	FLSS100128	4.28
1	1-30/64	FLSS100130	4.28
1	1-32/64	FLSS100132	4.28
1	1-34/64	FLSS100134	4.28
1	1-36/64	FLSS100136	4.28



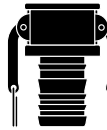
SLEEVES

SLEEVES

for use with products shown below:



**Campbell
Cobra™
Parts C & E
Section C**



**Standard
Cobra™
Parts C & E
Section C**



Plated Steel

hose size	sleeve i.d.	part number	list each
3/4	1-8/64	SPS075108	4.81
3/4	1-12/64	SPS075112	4.81
3/4	1-16/64	SPS075116	4.81
3/4	1-20/64	SPS075120	4.81
3/4	1-24/64	SPS075124	4.81
1	1-16/64	SPS100116	4.70
1	1-20/64	SPS100120	4.70
1	1-24/64	SPS100124	4.70
1	1-28/64	SPS100128	4.70
1	1-32/64	SPS100132	4.70
1	1-36/64	SPS100136	4.70
1	1-40/64	SPS100140	4.70
1	1-44/64	SPS100144	4.70
1	1-48/64	SPS100148	4.70
1/4	1-56/64	SPS125156	4.79
1/4	2	SPS125200	4.79
1-1/2	1-48/64	SPS150148	4.83
1-1/2	1-52/64	SPS150152	4.83
1-1/2	1-56/64	SPS150156	4.83
1-1/2	1-60/64	SPS150160	4.83
1-1/2	2	SPS150200	4.83
1-1/2	2-4/64	SPS150204	4.83
1-1/2	2-8/64	SPS150208	4.83
1-1/2	2-12/64	SPS150212	4.83
1-1/2	2-16/64	SPS150216	4.83
1-1/2	2-20/64	SPS150220	4.83
1-1/2	2-24/64	SPS150224	4.83

2	2-16/64	SPS200216	5.70
2	2-24/64	SPS200224	5.70
2	2-28/64	SPS200228	5.70
2	2-32/64	SPS200232	5.70
2	2-36/64	SPS200236	5.70
2	2-40/64	SPS200240	5.70
2	2-44/64	SPS200244	5.70
2	2-48/64	SPS200248	5.70
2	2-52/64	SPS200252	5.70
2	2-56/64	SPS200256	5.70
2	2-60/64	SPS200260	5.70
2	3	SPS200300	5.70
2	3-2/64	SPS200302	5.70
2-1/2	3	SPS250300	8.70
2-1/2	3-8/64	SPS250308	8.70
2-1/2	3-16/64	SPS250316	8.70
2-1/2	3-24/64	SPS250324	8.70
2-1/2	3-32/64	SPS250332	8.70
2-1/2	3-34/64	SPS250334	8.70
3	3-16/64	SPS300316	10.24
3	3-24/64	SPS300324	10.24
3	3-28/64	SPS300328	10.24
3	3-32/64	SPS300332	10.24
3	3-36/64	SPS300336	10.24
3	3-40/64	SPS300340	10.24
3	3-44/64	SPS300344	10.24
3	3-48/64	SPS300348	10.24
3	3-52/64	SPS300352	10.24
3	3-56/64	SPS300356	10.24
3	3-60/64	SPS300360	10.24
3	4	SPS300400	10.24
3	4-2/64	SPS300402	10.24
4	4-16/64	SPS400416	13.80
4	4-24/64	SPS400424	13.80
4	4-32/64	SPS400432	13.80
4	4-36/64	SPS400436	13.80
4	4-40/64	SPS400440	13.80
4	4-44/64	SPS400444	13.80
4	4-48/64	SPS400448	13.80
4	4-52/64	SPS400452	13.80
4	4-56/64	SPS400456	13.80
4	4-60/64	SPS400460	13.80
4	5	SPS400500	13.80
4	5-2/64	SPS400502	13.80
5	5-36/64	SPS500536	33.69
5	5-48/64	SPS500548	33.69
5	5-60/64	SPS500560	33.69
6	6-16/64	SPS600616	37.86
6	6-24/64	SPS600624	37.86
6	6-32/64	SPS600632	37.86
6	6-40/64	SPS600640	37.86
6	6-48/64	SPS600648	37.86
6	6-56/64	SPS600656	37.86
6	6 7	SPS600700	37.86
6	6 7-8/64	SPS600708	37.86
6	6 7-16/64	SPS600716	37.86
6	6 7-24/64	SPS600724	37.86
8	8-16/64	SPS800816	65.58
8	8-32/64	SPS800832	65.58
8	8-40/64	SPS800840	65.58
8	8-48/64	SPS800848	65.58
8	9	SPS800900	65.58
8	9-16/64	SPS800916	65.58
8	9-32/64	SPS800932	65.58
8	9-40/64	SPS800940	65.58
8	9-48/64	SPS800948	65.58

continued on next page

SLEEVES (continued from previous page)

304 Stainless

hose size	sleeve i.d.	part number	list each
3/4	1-4/64	SSS075104	7.78
3/4	1-8/64	SSS075108	7.78
3/4	1-12/64	SSS075112	7.78
3/4	1-16/64	SSS075116	7.78
3/4	1-24/64	SSS075124	7.78
1	1-16/64	SSS100116	7.55
1	1-20/64	SSS100120	7.55
1	1-24/64	SSS100124	7.55
1	1-28/64	SSS100128	7.55
1	1-32/64	SSS100132	7.55
1	1-36/64	SSS100136	7.55
1	1-40/64	SSS100140	7.55
1	1-44/64	SSS100144	7.55
1	1-48/64	SSS100148	7.55
1-1/4	1-56/64	SSS125156	8.53
1-1/4	2	SSS125200	8.53
1-1/2	1-52/64	SSS150152	8.47
1-1/2	1-56/64	SSS150156	8.47
1-1/2	1-60/64	SSS150160	8.47
1-1/2	2	SSS150200	8.47
1-1/2	2-4/64	SSS150204	8.47
1-1/2	2-8/64	SSS150208	8.47
1-1/2	2-12/64	SSS150212	8.47
1-1/2	2-16/64	SSS150216	8.47
1-1/2	2-20/64	SSS150220	8.47
1-1/2	2-24/64	SSS150224	8.47
2	2-16/64	SSS200216	11.74
2	2-24/64	SSS200224	11.74
2	2-28/64	SSS200228	11.74
2	2-32/64	SSS200232	11.74
2	2-36/64	SSS200236	11.74
2	2-40/64	SSS200240	11.74
2	2-44/64	SSS200244	11.74
2	2-48/64	SSS200248	11.74
2	2-52/64	SSS200252	11.74
2	2-56/64	SSS200256	11.74
2	2-60/64	SSS200260	11.74
2	3	SSS200300	11.74
2	3-2/64	SSS200302	11.74
2-1/2	3	SSS250300	16.56
2-1/2	3-8/64	SSS250308	16.56
2-1/2	3-16/64	SSS250316	16.56
2-1/2	3-24/64	SSS250324	16.56
2-1/2	3-32/64	SSS250332	16.56
2-1/2	3-34/64	SSS250334	16.56
3	3-24/64	SSS300324	17.04
3	3-28/64	SSS300328	17.04
3	3-32/64	SSS300332	17.04
3	3-36/64	SSS300336	17.04
3	3-40/64	SSS300340	17.04
3	3-44/64	SSS300344	17.04
3	3-48/64	SSS300348	17.04
3	3-52/64	SSS300352	17.04
3	3-56/64	SSS300356	17.04
3	3-60/64	SSS300360	17.04
3	4	SSS300400	17.04
3	4-2/64	SSS300402	17.04
4	4-32/64	SSS400432	28.33
4	4-36/64	SSS400436	28.33
4	4-40/64	SSS400440	28.33
4	4-44/64	SSS400444	28.33
4	4-48/64	SSS400448	28.33
4	4-52/64	SSS400452	28.33
4	4-56/64	SSS400456	28.33
4	4-60/64	SSS400460	28.33
4	5	SSS400500	28.33
4	5-2/64	SSS400502	28.33

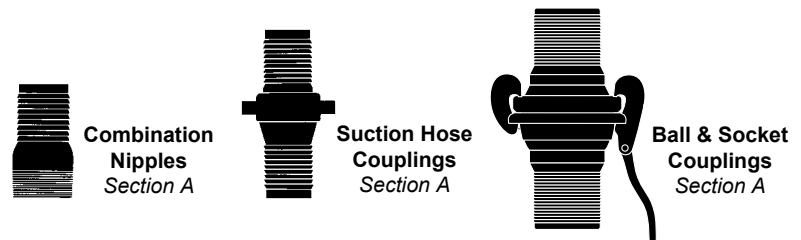
6	6-16/64	SSS600616	72.56
6	6-24/64	SSS600624	72.56
6	6-32/64	SSS600632	72.56
6	6-40/64	SSS600640	72.56
6	6-48/64	SSS600648	72.56
6	6-56/64	SSS600656	72.56
6	7	SSS600700	72.56
6	7-8/64	SSS600708	72.56
6	7-16/64	SSS600716	72.56
8	NEW!	SSS800XXX	POR

Aluminum

2	2-28/64	SAL200228	10.95
2	2-32/64	SAL200232	10.95
2	2-36/64	SAL200236	10.95
2	2-40/64	SAL200240	10.95
2	2-44/64	SAL200244	10.95
2	2-48/64	SAL200248	10.95
2	2-52/64	SAL200252	10.95
2	2-56/64	SAL200256	10.95
2	2-60/64	SAL200260	10.95
2	3	SAL200300	10.95
3	3-32/64	SAL300332	16.55
3	3-36/64	SAL300336	16.55
3	3-40/64	SAL300340	16.55
3	3-44/64	SAL300344	16.55
3	3-48/64	SAL300348	16.55
3	3-52/64	SAL300352	16.55
3	3-56/64	SAL300356	16.55
3	3-60/64	SAL300360	16.55
3	4	SAL300400	16.55
3	4-4/64	SAL300404	16.55
4	4-36/64	SAL400436	22.16
4	4-40/64	SAL400440	22.16
4	4-44/64	SAL400444	22.16
4	4-48/64	SAL400448	22.16
4	4-52/64	SAL400452	22.16
4	4-56/64	SAL400456	22.16
4	4-60/64	SAL400460	22.16
4	5	SAL400500	22.16
4	5-4/64	SAL400504	22.16
4	5-8/64	SAL400508	22.16

SLEEVES

for use with products shown below:



Plated Steel

hose size	sleeve i.d.	part number	list each
1/2	1	SPS050100S	4.87
3/4	1-8/64	SPS075108S	4.90
3/4	1-12/64	SPS075112S	4.90
3/4	1-16/64	SPS075116S	4.90
3/4	1-20/64	SPS075120S	4.90
3/4	1-24/64	SPS075124S	4.90
1	1-28/64	SPS100128S	4.70
1	1-32/64	SPS100132S	4.70
1	1-36/64	SPS100136S	4.70
1	1-40/64	SPS100140S	4.70
1	1-44/64	SPS100144S	4.70
1	1-48/64	SPS100148S	4.70

hose size	sleeve i.d.	part number	list each								
1-1/4	1-40/64	SPS125140S	4.94	8	8-16/64	SPS800816	65.58	3	3-8/64	SSS300308S	17.04
1-1/4	1-48/64	SPS125148S	4.94	8	8-32/64	SPS800832	65.58	3	3-16/64	SSS300316S	17.04
1-1/4	1-52/64	SPS125152S	4.94	8	8-40/64	SPS800840	65.58	3	3-24/64	SSS300324S	17.04
1-1/4	1-56/64	SPS125156S	4.94	8	8-48/64	SPS800848	65.58	3	3-24/64	SSS300328S	17.04
1-1/2	1-60/64	SPS150160S	4.94	8	9	SPS800900	65.58	3	3-28/64	SSS300332S	17.04
1-1/2	2	SPS150200S	4.94	8	9-16/64	SPS800916	65.58	3	3-36/64	SSS300336S	17.04
1-1/2	2-4/64	SPS150204S	4.94	8	9-32/64	SPS800932	65.58	3	3-40/64	SSS300340S	17.04
1-1/2	2-8/64	SPS150208S	4.94	10	9-40/64	SPS800940	65.58	3	3-44/64	SSS300344S	17.04
1-1/2	2-12/64	SPS150212S	4.94	10	9-48/64	SPS800948	65.58	3	3-48/64	SSS300348S	17.04
1-1/2	2-16/64	SPS150216S	4.94	10	10-32/64	SPS101032	90.90	3	3-52/64	SSS300352S	17.04
1-1/2	2-20/64	SPS150220S	4.94	10	10-48/64	SPS101048	90.90	3	3-56/64	SSS300356S	17.04
1-1/2	2-24/64	SPS150224S	4.94	10	10-56/64	SPS101056	90.90	3	3-60/64	SSS300360S	17.04
2	2-8/64	SPS200208S	5.99	10	11	SPS101100	90.90	3	4	SSS300400S	17.04
2	2-16/64	SPS200216S	5.99	10	11-16/64	SPS101116	90.90	4	4-16/64	SSS400416S	28.33
2	2-24/64	SPS200224S	5.99	12	11-32/64	SPS101132	90.90	4	4-24/64	SSS400424S	28.33
2	2-28/64	SPS200228S	5.99	12	11-48/64	SPS101148	90.90	4	4-32/64	SSS400432S	28.33
2	2-32/64	SPS200232S	5.99	12	NEW! 12-32/64	SPS121232	141.11	4	4-36/64	SSS400436S	28.33
2	2-36/64	SPS200236S	5.99		NEW! 12-48/64	SPS121248	141.11	4	4-40/64	SSS400440S	28.33
2	2-40/64	SPS200240S	5.99					4	4-44/64	SSS400444S	28.33
2	2-44/64	SPS200244S	5.99					4	4-48/64	SSS400448S	28.33
2	2-48/64	SPS200248S	5.99					4	4-52/64	SSS400452S	28.33
2	2-52/64	SPS200252S	5.99	1/2	1	SSS050100S	7.42	4	4-56/64	SSS400456S	28.33
2	2-56/64	SPS200256S	5.99	3/4	1-4/64	SSS075104S	7.42	4	4-60/64	SSS400460S	28.33
2	2-60/64	SPS200260S	5.99	3/4	1-8/64	SSS075108S	7.42	4	5	SSS400500S	28.33
2	3	SPS200300S	5.99	3/4	1-12/64	SSS075112S	7.42	6	6-16/64	SSS600616	72.56
2-1/2	2-48/64	SPS250248S	8.18	3/4	1-16/64	SSS075116S	7.42	6	6-24/64	SSS600624	72.56
2-1/2	2-56/64	SPS250256S	8.18	3/4	1-20/64	SSS075120S	7.42	6	6-32/64	SSS600632	72.56
2-1/2	3	SPS250300S	8.18	3/4	1-24/64	SSS075124S	7.42	6	6-40/64	SSS600640	72.56
2-1/2	3-8/64	SPS250308S	8.18	3/4	1-28/64	SSS075128S	7.42	6	6-48/64	SSS600648	72.56
2-1/2	3-16/64	SPS250316S	8.18	1	1-32/64	SSS100132S	7.42	6	6-56/64	SSS600656	72.56
2-1/2	3-24/64	SPS250324S	8.18	1	1-36/64	SSS100136S	7.42	6	7	SSS600700	72.56
2-1/2	3-32/64	SPS250332S	8.18	1	1-40/64	SSS100140S	7.42	6	7-8/64	SSS600708	72.56
3	3-8/64	SPS300308S	10.04	1	1-44/64	SSS100144S	7.42	6	7-16/64	SSS600716	72.56
3	3-16/64	SPS300316S	10.04	1	1-48/64	SSS100148S	7.42	6	7-24/64	SSS600724	72.56
3	3-24/64	SPS300324S	10.04	1-1/4	1-40/64	SSS125140S	8.84	8	NEW!	SSS800XXX	POR
3	3-28/64	SPS300328S	10.04	1-1/4	1-48/64	SSS125148S	8.84	10	NEW!	SSS101XXX	POR
3	3-32/64	SPS300332S	10.04	1-1/4	1-52/64	SSS125152S	8.84	12	NEW!	SSS121XXX	POR
3	3-36/64	SPS300336S	10.04	1-1/2	1-56/64	SSS125156S	8.84				
3	3-40/64	SPS300340S	10.04	1-1/2	1-50/64	SSS150150S	8.84				
3	3-44/64	SPS300344S	10.04	1-1/2	2	SSS150200S	8.84				
3	3-48/64	SPS300348S	10.04	1-1/2	2-4/64	SSS150204S	8.84				
3	3-52/64	SPS300352S	10.04	1-1/2	2-8/64	SSS150208S	8.84				
3	3-56/64	SPS300356S	10.04	1-1/2	2-12/64	SSS150212S	8.84				
3	3-60/64	SPS300360S	10.04	1-1/2	2-16/64	SSS150216S	8.84				
3	4	SPS300400S	10.04	1-1/2	2-20/64	SSS150220S	8.84				
4	4-16/64	SPS400416S	13.53	1-1/2	2-24/64	SSS150224S	8.84				
4	4-24/64	SPS400424S	13.53	2	2-28/64	SSS200208S	12.70				
4	4-32/64	SPS400432S	13.53	2	2-32/64	SSS200216S	12.70				
4	4-36/64	SPS400436S	13.53	2	2-36/64	SSS200224S	12.70				
4	4-40/64	SPS400440S	13.53	2	2-40/64	SSS200232S	12.70				
4	4-44/64	SPS400444S	13.53	2	2-44/64	SSS200240S	12.70				
4	4-48/64	SPS400448S	13.53	2	2-48/64	SSS200248S	12.70				
4	4-52/64	SPS400452S	13.53	2	2-52/64	SSS200252S	12.70				
4	4-56/64	SPS400456S	13.53	2	2-56/64	SSS200256S	12.70				
4	4-60/64	SPS400460S	13.53	2	2-60/64	SSS200260S	12.70				
4	5	SPS400500S	13.53	2-1/2	3	SSS250300S	16.56				
5	5-36/64	SPS500536	33.69	2-1/2	3-8/64	SSS250308S	16.56				
5	5-48/64	SPS500548	33.69	2-1/2	3-16/64	SSS250316S	16.56				
5	5-60/64	SPS500560	33.69	2-1/2	3-24/64	SSS250324S	16.56				
6	6-16/64	SPS600616	37.86	2-1/2	3-32/64	SSS250332S	16.56				
6	6-24/64	SPS600624	37.86								
6	6-32/64	SPS600632	37.86								
6	6-40/64	SPS600640	37.86								
6	6-48/64	SPS600648	37.86								
6	6-56/64	SPS600656	37.86								
6	7	SPS600700	37.86								
6	7-8/64	SPS600708	37.86								
6	7-16/64	SPS600716	37.86								
6	7-24/64	SPS600724	37.86								

304 Stainless

Glossary of Campbell Crimpnology™ Terms

Crimp Chart: a chart designed to assist in determining the crimp spec, which includes allowances for serration style, fitting and ferrule/sleeve O.D. and design.

Crimp Spec (or specification): the outside diameter of the ferrule/sleeve after assembling and crimping.

Cut-slots: notches cut into the turned-in end of a ferrule that allows the interlock portion to crimp straight down into the fitting interlock without opening outward during crimping.

Ferrule: a tube-like product with one end turned in, so as to affect an interlock into a groove on a mating fitting or coupling.

Ferrule Length: the overall length of the ferrule as measured from the turn-in end to the open end.

Ferrule/Sleeve I.D.: the inside bowl diameter of the ferrule; the inside diameter of the sleeve; the inside diameter of either where the hose is placed.

Gauge: the thickness of the ferrule/sleeve material.

Interlock Groove: a groove designed into the fitting/coupling to accept the turn-in end of the ferrule.

Shank Length: the hose barb area measured from the end of the fitting to the interlock groove.

Sleeve: a tube-like product with no interlock provisions.

Sleeve Length: the overall length of the sleeve from end to end.

Turn-in: the interlocking end of the ferrule.



Small Diameter Multi-Purpose Fittings

MALE & FEMALE INSERT FITTINGS

Insert fittings are precision screw machined in steel, stainless steel and brass.

Recommended use

- Low pressure air, water

Recommended hose attachment

- Brass Crimp-on Ferrules
- Worm Gear Clamps
- Preformed Band Clamps

BRASS PUSH-ON FITTINGS



Recommended use

- Low pressure air, water

Recommended hose attachment

- None - When used with special Push-on Hose, no clamp or ferrule is needed. The liner of the hose grabs securely onto the barb of the fitting.

DO NOT use Push-on Fittings with conventional hose.

BRASS GARDEN HOSE COUPLINGS

Precision screw machined from brass. Available with short shank or long shank.

Recommended use

- Low pressure water

Recommended hose attachment

- Brass Crimp-on Ferrules
- Worm Gear Clamps
- Preformed Band Clamps



BRASS FERRULES

Brass ferrules are lightweight, easy to assemble, and provide a smooth outer surface.

Recommended use

- Crimp-on hose assemblies to secure hose and fittings for low-pressure air and water applications

BARBED HOSE INSERTS



MALE INSERT



Plated Steel

hose x npt	part number	list each
1/4 X 1/8	SM-0402	7.09
1/4 X 1/4	SM-0404	11.48
1/4 X 3/8	SM-0406	8.87
3/8 X 1/8	SM-0602	9.19
3/8 X 1/4	SM-0604	10.94
3/8 X 3/8	SM-0606	10.13
3/8 X 1/2	SM-0608	12.86
1/2 X 1/4	SM-0804	13.02
1/2 X 3/8	SM-0806	12.66
1/2 X 1/2	SM-0808	10.07
1/2 X 3/4	SM-0812	18.20
3/4 X 1/2	SM-1208	14.98
3/4 X 3/4	SM-1212	14.93
1 X 3/4	SM-1612	18.18
1 X 1	SM-1616	18.87

316 Stainless

1/4 X 1/8	SSM-0402	30.97
1/4 X 1/4	SSM-0404	25.36
1/4 X 3/8	SSM-0406	28.65
3/8 X 1/4	SSM-0604	25.07
3/8 X 3/8	SSM-0606	24.01
3/8 X 1/2	SSM-0608	43.60
1/2 X 1/4	SSM-0804	23.39
1/2 X 3/8	SSM-0806	28.35
1/2 X 1/2	SSM-0808	39.50
1/2 X 3/4	SSM-0812	54.50
5/8 X 1/2	SSM-1008	52.65
3/4 X 1/2	SSM-1208	52.65
3/4 X 3/4	SSM-1212	71.23
3/4 X 1	SSM-1216	98.10
1 X 3/4	SSM-1612	60.70
1 X 1	SSM-1616	91.35

Brass

hose x npt	part number	list/100	carton qty
1/4 X 1/8	BM-0402	191.00	25
1/4 X 1/4	BM-0404	207.00	25
1/4 X 3/8	BM-0406	312.00	25
5/16 X 1/8	BM-0502	208.00	25
5/16 X 1/4	BM-0504	245.00	25
3/8 X 1/8	BM-0602	240.00	25
3/8 X 1/4	BM-0604	210.00	25
3/8 X 3/8	BM-0606	316.00	25
3/8 X 1/2	BM-0608	550.00	25
1/2 X 1/4	BM-0804	315.00	25
1/2 X 3/8	BM-0806	322.00	25
1/2 X 1/2	BM-0808	490.00	25
1/2 X 3/4	BM-0812	730.00	25
5/8 X 3/8	BM-1006	364.00	25
5/8 X 1/2	BM-1008	532.00	25
5/8 X 3/4	BM-1012	735.00	25
3/4 X 1/2	BM-1208	622.00	25
3/4 X 3/4	BM-1212	675.00	25
1 X 3/4	BM-1612	908.00	25
1 X 1	BM-1616	1481.00	25
1-1/4 X 1	BM-2016	1797.00	25

FEMALE INSERT



Brass

hose x npt	part number	list/100	carton qty
1/4 X 1/8	BF-0402	220.00	25
1/4 X 1/4	BF-0404	284.00	25
5/16 X 1/4	BF-0504	340.00	25
3/8 X 1/4	BF-0604	282.00	25
3/8 X 3/8	BF-0606	382.00	25
1/2 X 3/8	BF-0806	420.00	25
1/2 X 1/2	BF-0808	536.00	25

HOSE MENDER



Brass

hose size	part number	list/100	carton qty
1/4 X 1/4	BH-0404	204.00	25
5/16 X 5/16	BH-0505	257.00	25
3/8 X 3/8	BH-0606	240.00	25
1/2 X 1/2	BH-0808	336.00	25
5/8 X 5/8	BH-1010	400.00	25
3/4 X 3/4	BH-1212	560.00	25

FEMALE SWIVEL (with ball seat)



Brass

hose x npsm	part number	list/100	carton qty
1/4 X 1/4	BFS-0404	312.00	25
5/16 X 1/4	BFS-0504	453.00	25
3/8 X 1/4	BFS-0604	303.00	25
3/8 X 3/8	BFS-0606	420.00	25
1/2 X 3/8	BFS-0806	735.00	25
1/2 X 1/2	BFS-0808	637.00	25
3/4 X 3/4	BFS-1212	997.00	25



BRASS PUSH-ON FITTINGS

MALE PUSH-ON



hose x npt	part number	list/100	carton qty
1/4 X 1/8	BMP-0402	221.00	25
1/4 X 1/4	BMP-0404	260.00	25
1/4 X 3/8	BMP-0406	341.00	25
5/16 X 1/4	BMP-0504	327.00	25
3/8 X 1/8	BMP-0602	353.00	25
3/8 X 1/4	BMP-0604	290.00	25
3/8 X 3/8	BMP-0606	336.00	25
3/8 X 1/2	BMP-0608	555.00	25
1/2 X 1/4	BMP-0804	411.00	25
1/2 X 3/8	BMP-0806	370.00	25
1/2 X 1/2	BMP-0808	535.00	25
1/2 X 3/4	BMP-0812	800.00	25
5/8 X 3/8	BMP-1008	727.00	25
5/8 X 1/2	BMP-1012	972.00	25
3/4 X 1/2	BMP-1208	842.00	25
3/4 X 3/4	BMP-1212	895.00	25

FEMALE PUSH-ON



hose x npt	part number	list/100	carton qty
1/4 X 1/8	BFP-0402	330.00	25
1/4 X 1/4	BFP-0404	346.00	25
5/16 X 1/4	BFP-0504	535.00	25
3/8 X 1/4	BFP-0604	387.00	25
3/8 X 3/8	BFP-0606	423.00	25
1/2 X 3/8	BFP-0806	507.00	25
1/2 X 1/2	BFP-0808	565.00	25

HOSE MENDER PUSH-ON



hose size	part number	list/100	carton qty
1/4 X 1/4	BHP-0404	300.00	25
5/16 X 5/16	BHP-0505	399.00	25
3/8 X 3/8	BHP-0606	340.00	25
1/2 X 1/2	BHP-0808	550.00	25
5/8 X 5/8	BHP-1010	786.00	25
3/4 X 3/4	BHP-1212	925.00	25



MACHINED BRASS GARDEN HOSE COUPLINGS

GARDEN HOSE SET



hose size	part number	list each	carton qty
3/8	GHS-06	13.17	25
1/2	GHS-08	13.17	25
5/8	GHS-10	13.40	25
3/4	GHS-12	13.70	25
1(NPSH)	NPS-16	26.85	25

GARDEN HOSE FEMALE



hose size	part number	list each	carton qty
3/8	GHF-06	7.11	25
1/2	GHF-08	7.11	25
5/8	GHF-10	7.11	25
3/4	GHF-12	7.42	25
1(NPSH)	NPF-16	13.14	25

GARDEN HOSE MALE



hose size	part number	list each	carton qty
3/8	GHM-06	6.75	25
1/2	GHM-08	6.59	25
5/8	GHM-10	6.81	25
3/4	GHM-12	6.81	25
1(NPSH)	NPM-16	14.25	25

WASHER



washer size	part number	list/100	carton qty
3/4	GHW-12	25.00	100
1(NPSH)	GHW-16	45.00	100



BRASS FERRULES



i.d. x length	pierce dia.	part number	list/100	bag qty.
0.410 X 0.500	0.266	F-222	32.00	50
0.450 X 0.563	0.344	F-316	32.00	50
0.478 X 0.687	0.328	F-157	45.00	50
0.500 X 0.500	0.344	F-225	33.00	50
0.500 X 1.000	0.344	F-265	56.00	50
0.525 X 0.500	0.344	F-230	33.00	50
0.525 X 1.000	0.375	F-268	57.00	50
0.531 X 1.000	0.438	F-273	56.00	50
0.548 X 0.484	0.375	F-236	34.00	50
0.562 X 1.000	0.438	F-278	60.00	50
0.575 X 0.484	0.438	F-031	36.00	50
0.593 X 1.000	0.438	F-284	62.00	50
0.600 X 0.500	0.500	F-030	37.00	50
0.625 X 0.500	0.500	F-028	39.00	50
0.625 X 1.000	0.438	F-288	63.00	50
0.650 X 0.500	0.500	F-025	40.00	50
0.656 X 1.000	0.438	F-294	75.00	50
0.675 X 0.516	0.500	F-022	43.00	50
0.687 X 1.000	0.500	F-300	75.00	50
0.700 X 0.516	0.500	F-018	80.90	50
0.718 X 1.000	0.625	F-302	72.00	50
0.718 X 1.000	0.500	F-302B	72.00	50
0.725 X 0.531	0.500	F-016	43.00	50
0.750 X 0.531	0.500	F-013	44.00	50
0.750 X 1.000	0.625	F-305	79.00	50
0.750 X 1.000	0.500	F-305B	76.00	50
0.775 X 0.563	0.500	F-009	67.00	50
0.782 X 1.000	0.625	F-310	91.00	50
0.782 X 1.000	0.500	F-310B	93.00	50
0.812 X 1.000	0.562	F-314	95.00	50
0.825 X 0.547	0.625	F-001	88.20	50
0.875 X 0.844	0.562	F-255	79.00	50
0.937 X 0.844	0.688	F-242	127.10	50
0.975 X 0.844	0.688	F-181	105.00	50
1.150 X 0.844	0.875	F-241	120.00	50



PREFORMED BAND CLAMPS**BAND-IT®**

All band clamps, banding, tools and accessories are genuine Band-It products. Ultra-Lok® and Jr® are registered trademarks of Band-It®.

ULTRA-LOK® CLAMPS

Ultra-Lok® Clamps are manufactured from 201 Stainless Steel. The buckle is thicker and stronger than standard band clamps for superior holding strength. The powerful Ultra-Lok® Tool is portable which enables the operator to bring the tool to the hose, instead of the hose to the tool, for much easier assembly.

JR®-TYPE PREFORMED CLAMPS

Jr®-type preformed clamps are available in both galvanized carbon steel and 201 stainless steel. All buckles are stainless steel.

Jr® clamps are designed for use with high production air tools, or the C001 Banding Tool.

PUNCH-TYPE PREFORMED CLAMPS

Punch type preformed clamps are available in galvanized carbon steel and 201 stainless steel. All buckles are stainless steel.

Punch clamps are designed for use with the punch style tool for the ultimate in field serviceability.

BANDING AND BUCKLES

Banding is cartoned in 100 foot rolls and available in 201 stainless steel. Buckles, sold separately, are 201 stainless steel. Banding features specially rolled edges to reduce the possibility of injury. Use the C001 Banding Tool to install.

WORM GEAR CLAMPS

Worm gear clamps are available in standard 1/2" band, miniature 5/16" band and quick release 1/2" band. All are manufactured with stainless steel band and stainless steel housing, with your choice of a carbon steel or stainless steel screw.

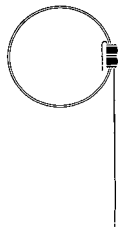
**T-BOLT CLAMPS**

T-Bolt clamps provide 360 degrees of sealing surface, and are particularly useful for high torque applications.



BAND CLAMPS, BANDING, AND BUCKLES

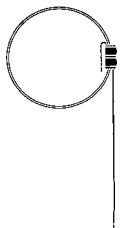
ULTRA-LOCK® SMOOTH I.D. CLAMPS



Band: 201 Stainless
Buckle: 201 Stainless

clamp width	clamp id.	part number	list/100	carton qty.
3/4	2	UL227	803.15	100
3/4	2-3/4	UL210	875.36	50
3/4	3	UL211	948.16	50
3/4	3-1/2	UL212	1009.10	50
3/4	4	UL213	1158.43	25
3/4	4-1/2	UL214	1243.08	25
3/4	5	UL215	1344.10	25
3/4	5-1/2	UL270	1394.86	25
3/4	6	UL216	1545.74	25
3/4	6-1/2	UL217	1703.06	25
3/4	7	UL218	1860.12	25
3/4	8	UL219	2094.22	25
3/4	9	UL228	2344.63	10

JR®-TYPE PREFORMED-SMOOTH I.D.



Band: Galvanized Steel
Buckle: 201 Stainless

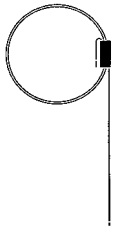
clamp width	clamp id.	part number	list/100	carton qty.
3/8	13/16	JS301	110.90	100
3/8	1	JS343	115.64	100
3/8	1-3/8	JS302	122.01	100
3/8	2	JS345	151.33	100
3/8	2-1/2	JS321	223.64	100
3/8	3	JS346	195.20	100
3/8	3-1/2	JS355	280.59	100
3/8	4	JS348	308.32	100
1/2	1	JS303	154.61	100
1/2	1-1/4	JS304	170.20	100
1/2	1-1/2	JS331	192.40	100
1/2	1-3/4	JS336	224.70	100
1/2	2	JS337	233.08	100
1/2	2-1/2	JS333	247.25	100
1/2	2-3/4	JS330	268.19	100
1/2	3	JS334	297.27	100
1/2	3-1/2	JS347	334.96	100
1/2	4	JS349	376.55	100

5/8	1-1/2	JS305	200.84	100
5/8	1-3/4	JS306	222.35	100
5/8	2	JS307	243.55	100
5/8	2-1/4	JS308	259.07	100
5/8	2-1/2	JS309	280.11	100
3/4	2	JS327	297.98	100
3/4	2-3/4	JS310	334.48	50
3/4	3	JS311	352.77	50
3/4	3-1/2	JS312	380.67	50
3/4	4	JS313	440.13	25
3/4	4-1/2	JS314	464.48	25
3/4	5	JS315	508.16	25
3/4	5-1/4	JS370	625.28	25
3/4	6	JS316	584.18	25
3/4	7	JS318	692.92	25
3/4	8	JS319	984.49	25

Band: 201 Stainless
Buckle: 201 Stainless

clamp width	clamp id.	part number	list/100	carton qty.
1/4	13-16	JS240	277.59	100
1/4	1	JS242	278.79	100
1/4	1-3/8	JS241	304.14	100
1/4	1-1/2	JS252	301.88	100
1/4	2	JS253	338.21	100
1/4	2-1/2	JS220	376.00	100
1/4	2-3/4	JS256	403.02	100
1/4	3	JS244	399.13	100
1/4	3-12	JS257	428.47	100
1/4	4	JS258	519.08	100
1/4	4-1/2	JS259	611.65	100
3/8	13/16	JS201	287.42	100
3/8	1	JS243	330.68	100
3/8	1-3/8	JS202	323.72	100
3/8	2	JS245	366.46	100
3/8	2-1/2	JS221	417.36	100
3/8	3	JS246	469.64	100
3/8	3-1/2	JS255	577.38	100
3/8	4	JS248	555.90	100
1/2	1	JS203	400.51	100
1/2	1-1/4	JS204	441.71	100
1/2	1-1/2	JS231	508.42	100
1/2	1-3/4	JS236	576.67	100
1/2	2	JS237	605.18	100
1/2	2-1/2	JS233	634.94	100
1/2	2-3/4	JS230	666.28	100
1/2	3	JS234	736.95	100
1/2	3-1/2	JS247	809.20	100
1/2	4	JS249	883.35	100
5/8	1-1/2	JS205	531.38	100
5/8	1-3/4	JS206	587.43	100
5/8	2	JS207	643.99	100
5/8	2-1/4	JS208	684.84	100
5/8	2-1/2	JS209	730.87	100
3/4	2	JS227	795.45	100
3/4	2-3/4	JS210	866.99	50
3/4	3	JS211	939.08	50
3/4	3-1/2	JS212	999.50	50
3/4	4	JS213	1147.09	25
3/4	4-1/2	JS214	1230.97	25
3/4	5	JS215	1331.08	25
3/4	5-1/4	JS270	1381.46	25
3/4	6	JS216	1531.31	25
3/4	7	JS218	1842.46	25
3/4	8	JS219	2074.51	25

PUNCH-TYPE PREFORMED



Band: Galvanized Steel
Buckle: 201 Stainless

clamp width	clamp id.	part number	list/100	carton qty
3/8	13/16	CP3	77.74	100
3/8	1-3/8	CP311	92.25	100
5/8	1	CP4	96.29	100
5/8	1-1/4	CP5	101.70	100
5/8	1-1/2	CP6	108.70	100
5/8	1-3/4	CP7	118.90	100
5/8	2	CP8	127.12	100
5/8	2-1/4	CP9	135.38	100
5/8	2-1/2	CP10	163.49	50
5/8	2-3/4	CP11	170.94	50
5/8	3	CP12	181.57	50
5/8	3-1/2	CP14	193.89	50
5/8	4	CP16	223.54	25
5/8	4-1/2	CP18	236.05	25
5/8	5	CP20	248.93	25
5/8	6	CP24	270.95	25
5/8	7	CP28	312.73	25
5/8	8	CP32	438.19	25

Band: 201 Stainless
Buckle: 201 Stainless

3/8	13/16	CP3-S	192.26	100
3/8	1-3/8	CP311-S	220.54	100
5/8	1	CP4-S	291.96	100
5/8	1-1/4	CP5-S	306.94	100
5/8	1-1/2	CP6-S	325.86	100
5/8	1-3/4	CP7-S	357.42	100
5/8	2	CP8-S	377.68	100
5/8	2-1/4	CP9-S	402.70	100
5/8	2-1/2	CP10-S	436.38	50
5/8	2-3/4	CP11-S	462.09	50
5/8	3	CP12-S	482.98	50
5/8	3-1/2	CP14-S	533.26	50
5/8	4	CP16-S	605.31	25
5/8	4-1/2	CP18-S	651.72	25
5/8	5	CP20-S	700.63	25
5/8	6	CP24-S	791.45	25
5/8	7	CP28-S	942.18	25
5/8	8	CP32-S	1030.25	25

I.D. TIE-LOK TIES



304 Stainless

width in.	length in.	part number	list/100	carton qty.
1/4	10	AS211	249.34	100
1/4	16-1/2	AS212	326.62	100
1/4	22-1/2	AS213	404.67	100
1/4	29	AS214	484.84	100
1/4	35	AS215	557.28	100

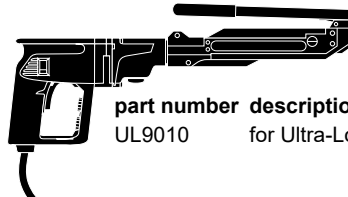
I.D. TAGS



304 Stainless


width in.	length in.	part number	list/100	carton qty.
3/4	2	ID100	190.27	100
1-1/2	2-1/2	ID101	260.55	100
3/4	3-1/2	ID102	250.09	100

ULTRA-LOK ELECTRIC INSTALLATION TOOL



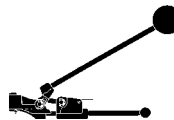
part number	description	list each
UL9010	for Ultra-Lok Preformed Clamps	POR

STANDARD AIR TOOL & COMPONENTS



part number	description	list each
S750	with S180 head	POR

CENTER PUNCH TOOLS & ACCESSORIES



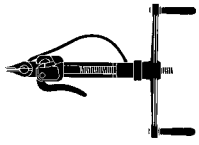
part number	description	list each
T300	for 5/8" wide clamps	POR

COMPACT TOOL SET



part number	list each
S38	POR

BAND TOOL



part number	list each
C001	POR

BAND TOOL ADAPTER



part number	description	list each
J001	Jr adapter	POR
J050	heavy duty adapter	POR

TIE-LOK TOOL



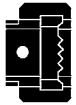
part number	list each
A920	POR

BAND



304 Stainless				
band width	part number	list/ 100ft.	carton qty.	
1/4	C202	129.78	100 ft.	
3/8	C203	169.04	100 ft.	
1/2	C204	228.47	100 ft.	
5/8	C205	276.50	100 ft.	
3/4	C206	340.98	100 ft.	

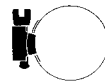
BUCKLES



201 Stainless Steel				
band width	part number	list/ 100	carton qty.	
1/4	C252	105.52	100	
3/8	C253	116.60	100	
1/2	C254	157.67	100	
5/8	C255	196.97	100	
3/4	C256	238.17	100	



**STANDARD WORM GEAR
(5/16" screw, 1/2" band)**



**Screw: Galvanized Steel
Band: 301 Stainless Steel**

size range	part number	list/ 100	carton qty.
3/8 X 7/8	WGCS-6	150.00	10
7/16 X 1	WGCS-8	150.00	10
9/16 X 1-1/16	WGCS-10	150.00	10
9/16 X 1-1/4	WGCS-12	155.00	10
11/16 X 1-1/2	WGCS-16	155.00	10
3/4 X 1-3/4	WGCS-20	155.00	10
1-1/16 X 2	WGCS-24	155.00	10
1-5/16 X 2-1/4	WGCS-28	160.00	10
1-9/16 X 2-1/2	WGCS-32	160.00	10
1-13/16 X 2-3/4	WGCS-36	165.00	10
2-1/16 X 3	WGCS-40	200.00	10
2-15/16 X 3-1/4	WGCS-44	220.00	10
2-9/16 X 3-1/2	WGCS-48	220.00	10
2-13/16 X 3-3/4	WGCS-52	240.00	10
3-1/16 X 4	WGCS-56	240.00	10
3-5/16 X 4-1/4	WGCS-60	250.00	10
3-9/16 X 4-1/2	WGCS-64	275.00	10
4-1/16 X 5	WGCS-72	292.00	10
4-5/8 X 5-1/2	WGCS-80	338.00	10
4-3/32 X 6	WGCS-88	344.00	10
4-1/2 X 6-1/2	WGCS-96	350.00	10
5 X 7	WGCS-104	355.00	10
6-1/2 X 8-1/2	WGCS-128	479.00	10
8 X 10	WGCS-152	514.00	10
10-1/4 X 12-1/4	WGCS-188	575.00	10
11 X 13	WGCS-200	580.00	10
11-3/4 X 13-3/4	WGCS-212	590.00	10
12-1/2 X 14-1/2	WGCS-224	655.00	10
14 X 16	WGCS-248	745.00	10
15-3/8 X 17-3/8	WGCS-270	857.00	10
18 X 20	WGCS-312	910.00	10
19-1/8 X 21-1/4	WGCS-332	1003.00	10
22-7/8 X 24-7/8	WGCS-390	1015.00	10

continued on next page

STANDARD WORM GEAR (continued from previous page)

Screw: 305 Stainless Steel
Band: 301 Stainless Steel

size range	part number	list/100	carton qty
3/8 X 7/8	WGSS-6	200.00	10
7/16 X 1	WGSS-8	200.00	10
9/16 X 1-1/16	WGSS-10	200.00	10
9/16 X 1-1/4	WGSS-12	200.00	10
11/16 X 1-1/2	WGSS-16	200.00	10
3/4 X 1-3/4	WGSS-20	205.00	10
1-1/16 X 2	WGSS-24	205.00	10
1-5/16 X 2-1/4	WGSS-28	205.00	10
1-9/16 X 2-1/2	WGSS-32	205.00	10
1-13/16 X 2-3/4	WGSS-36	215.00	10
2-1/16 X 3	WGSS-40	245.00	10
2-15/16 X 3-1/4	WGSS-44	280.00	10
2-9/16 X 3-1/2	WGSS-48	280.00	10
2-13/16 X 3-3/4	WGSS-52	295.00	10
3-1/16 X 4	WGSS-56	295.00	10
3-5/16 X 4-1/4	WGSS-60	300.00	10
3-9/16 X 4-1/2	WGSS-64	300.00	10
4-1/16 X 5	WGSS-72	330.00	10
4-5/8 X 5-1/2	WGSS-80	340.00	10
4-3/32 X 6	WGSS-88	375.00	10
4-1/2 X 6-1/2	WGSS-96	385.00	10
5 X 7	WGSS-104	335.00	10
6-1/2 X 8-1/2	WGSS-128	525.00	10
8 X 10	WGSS-152	580.00	10
10-1/4 X 12-1/4	WGSS-188	635.00	10
11 X 13	WGSS-200	680.00	10
11-3/4 X 13-3/4	WGSS-212	715.00	10
12-1/2 X 14-1/2	WGSS-224	760.00	10
14 X 16	WGSS-248	940.00	10
15-3/8 X 17-3/8	WGSS-270	1109.00	10
18 X 20	WGSS-312	1075.00	10

size range	part number	list each	bag qty
2.09 X 2.31	TBCS-33	8.36	10
2.33 X 2.62	TBCS-37	8.36	10
2.40 X 2.69	TBCS-38	8.14	10
2.52 X 2.81	TBCS-41	8.14	10
2.77 X 3.06	TBCS-43	8.25	10
2.87 X 3.18	TBCS-45	8.25	10
3.02 X 3.31	TBCS-47	8.36	10
3.27 X 3.56	TBCS-49	8.36	10
3.39 X 3.68	TBCS-53	8.69	10
3.59 X 3.88	TBCS-58	8.80	10
3.77 X 4.06	TBCS-61	8.80	10
4.02 X 4.31	TBCS-65	8.80	10
4.27 X 4.56	TBCS-69	8.80	10
4.52 X 4.81	TBCS-73	8.80	10
4.77 X 5.06	TBCS-77	8.91	10
5.02 X 5.31	TBCS-81	8.91	10
5.27 X 5.56	TBCS-85	9.46	10
5.52 X 5.81	TBCS-89	9.46	10
5.77 X 6.06	TBCS-93	9.57	10
6.02 X 6.31	TBCS-97	9.57	10
6.27 X 6.56	TBCS-101	9.68	10
6.52 X 6.81	TBCS-105	9.68	10
7.27 X 7.56	TBCS-113	9.79	10
7.27 X 7.56	TBCS-117	11.17	10
7.50 X 7.81	TBCS-121	11.17	10
7.77 X 8.06	TBCS-125	11.17	10
8.02 X 8.31	TBCS-129	11.17	10
8.77 X 9.06	TBCS-139	12.02	10
10.65 X 10.94	TBCS-170	13.37	10
12.65 X 12.94	TBCS-202	13.73	10

Bolt & Trunion: Stainless Steel
Band: Stainless Steel

size range	part number	list each	bag qty
1.34 X 1.56	TBSS-21	9.57	10
1.59 X 1.81	TBSS-25	9.57	10
1.72 X 1.94	TBSS-27	9.57	10
1.84 X 2.06	TBSS-29	9.68	10
2.09 X 2.31	TBSS-33	9.68	10
2.22 X 2.44	TBSS-35	9.68	10
2.34 X 2.56	TBSS-37	9.35	10
2.40 X 2.69	TBSS-38	9.35	10
2.52 X 2.81	TBSS-39	9.35	10
2.65 X 2.94	TBSS-41	9.35	10
2.65 X 2.94	TBSS-43	9.46	10
2.87 X 3.18	TBSS-45	9.46	10
2.87 X 3.18	TBSS-47	9.46	10
3.02 X 3.31	TBSS-49	9.79	10
3.27 X 3.56	TBSS-53	9.79	10
3.59 X 3.88	TBSS-58	9.79	10
4.02 X 4.31	TBSS-65	9.90	10
4.27 X 4.56	TBSS-69	9.90	10
4.52 X 4.81	TBSS-73	10.56	10
4.77 X 5.06	TBSS-77	10.78	10
5.02 X 5.31	TBSS-81	10.78	10
5.27 X 5.56	TBSS-85	11.33	10
5.77 X 6.06	TBSS-93	11.33	10
6.27 X 6.56	TBSS-101	11.33	10
6.52 X 6.81	TBSS-105	11.33	10
6.77 X 7.06	TBSS-109	11.77	10
7.02 X 7.31	TBSS-113	11.88	10
7.27 X 7.56	TBSS-117	11.88	10
7.50 X 7.81	TBSS-121	11.88	10
7.02 X 8.31	TBSS-125	12.21	10
8.77 X 9.06	TBSS-129	12.21	10
10.65 X 10.94	TBSS-170	13.97	10
12.65 X 12.94	TBSS-202	13.97	10



T-BOLT CLAMPS

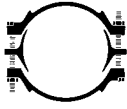


Bolt & Trunion: Galvanized Steel
Band: Stainless Steel

size range	part number	list each	bag qty
1.34 X 1.56	TBCS-21	8.36	10
1.59 X 1.81	TBCS-25	8.36	10
1.72 X 1.94	TBCS-27	8.36	10
1.84 X 2.06	TBCS-29	8.36	10

IMPORTED CLAMPS

DOUBLE BOLT CLAMPS



Ductile Iron

hose o.d. min.	hose o.d. max.	part number	list each
7/8	1-1/8	SL-29	3.23
1-3/16	1-5/16	SL-34	3.45
1-5/16	1-17/32	SL-40	4.64
1-3/4	1-31/32	SL-49	6.42
2-3/16	2-9/16	SL-60	6.91
2-5/16	2-15/16	SL-76	7.63
3-3/16	3-3/4	SL-94	13.56
3-7/16	3-13/16	400	15.82
4	4-3/8	463	15.82
4-1/2	5-1/8	525	22.22
4-11/16	5-1/8	550	22.22
5-1/2	5-15/16	600	23.33
6-1/8	6-7/8	675	26.30
6-7/8	7-3/8	769	32.52
7-3/8	8	818	50.99
8-1/4	8-7/8	875	45.65
8-15/16	9-3/4	988	48.93
9-5/16	11-3/8	1125	99.09
11-3/16	13	1275	112.76
13-3/16	15	1450	186.28
15-1/16	17-1/2	1700	227.08

SPIRAL CLAMPS

(right hand a.k.a. clockwise)



Plated Steel

hose size	part number	list each
1-1/2	SC-150	12.31
2	SC-200	13.81
2-1/2	SC-250	16.29
3	SC-300	17.38
4	SC-400	19.32
5	SC-500	26.79
6	SC-600	26.32
8	SC-800	30.19
10	SC-1000	42.35
12	SC-1200	43.55

PART NUMBER INDEX

part number	page number	part number	page number	part number	page number
400	61	BMFS	30	C-SS	16
463	61	BMFS-L	30	D-316	17
525	61	BMFS-N	31	DA-316	19
550	61	BMGS	8	DA-AL	19
600	61	BMHB	30	DA-BR	19
675	61	BMHB-L	30	D-AL	17,19
769	61	BMHB-N	30	D-ALS	17
818	61	BMHS	30	D-BR	17
875	61	BMHS-L	30	DC-316	18
988	61	BMHS-N	30	DC-AL	18
1125	61	BMMB	30	DC-ALS	18
1275	61	BMMB-L	30	DC-BR	18
1450	61	BMMB-N	31	DC-DI	18
1700	61	BMMS	30	DC-PP	18
206N	11	BMMS-L	30	DC-SS	18
206S	11	BMMS-N	31	DD-316	19
206SS	11	BMP	52	DD-AL	19
A-316	15	B-PP	16	D-DI	17
A920	59	BSG	8	DP-316	18
AA-316	19	BSGS	8	DP-AL	18
AA-AL	19	B-SS	16	DP-BR	18
AA-BR	19	C&G-LOCKPIN	20	DP-DI	18
A-AL	15,19	C001	59	D-PP	17
A-BR	15	C2	59	DP-PP	18
A-DI	16	C25	59	DP-SS	18
AHW	7	C-316	16	D-SS	17
A-PP	16	C-316-C	15	DSV-AL	19
AS	58	CAB	7	E-316	17
A-SS	15	C-AL	16	E-316-C	15
ASV-AL	19	C-AL-C	15	E-AL	17
B-316	16	C-ALS	16	E-AL-C	15
B-AL	16,19	CBB	7	E-BR	17
B-ALS	16	C-BR	16	E-BR-C	15
B-BR	16	C-BR-C	15	E-DI	17
B-DI	16	C-DI	16	E-PP	17
BF	51	CGSS	15	E-S-C	15
BFFB	30	CJDC	36	E-SS	17
BFFB-N	31	CJDC-A	36	F	53
BFFS	30	CJDP	36	F-B	53
BFFS-N	31	CJDP-A	36	F-316	17
BFGS	8	CJFS	36	FAB	7
BFHB	30	CJFS-A	36	F-AL	18,19
BFHB-N	31	CJFU	35	FBB	7
BFHS	30	CJHS	35	F-BR	18
BFHS-N	31	CJMS	35	F-DI	18
BFMB	30	CJN	36	FE	29
BFMB-N	31	CJN-A	36	FF150S	12
BFMS	30	CJSS	35	FF150SS	12
BFMS-N	31	CJTS	35	FHAS-C	12
BFP	52	CJVS	35	FHASS-C	12
BFS	51	CJVS-A	35	FLPS	44
BG	20	CJWS	35	FLSS	45
BGN	30	CL-316-C	15	F-PP	18
BH	51	CL-AL-C	15	FPS-S	43,44
BHP	52	CLIP	29	FPS	43,44
BHS	8	CP	58	FPS-L	44
BM	51	CP-S	58	FPS-F	44
BMFB	30	C-PP	16	FRAC-C	11
BMFB-L	30	C-S-C	15	FS150S	12
BMFB-N	31	CSB	7	FS150SS	12

part number	page number	part number	page number	part number	page number
FSB	7	HRPB	20	SW	7
FSS	43,44	HRPS	5	T	58
F-SS	17	HRPSS	20	TBCS	60
FSS-W	40	HRS	5	TBSS	60
FT150S	12	HRSS	5	TC-C	39
FT150SS	12	IC	26	TC-C 316	39
FV	8	IC-L	26	TCB	39
GDC	24	IC-S	26	TCC	39
GDS	24	ID	58	TCGB	39
GFS	24	IMS	23	TCGS	39
GFSS	24	IMS-HW	23	TCR-C	39
GHF	52	IMSS	23	TCR-C 316	39
GHM	52	J	59	TF	31
GHS	52	JS	57	TF-N	32
GHW	52	LHRPSS	20	TFSS	31
GJF	23	MA	7	TG	20
GJF-HW	23	MB	7	TGN	32
GJFS	24	ME	29	THAS-C	12
GJMS	24	MS	7	THASS-C	12
GJMSS	24	NBHPCT	40	THS	8
GJS	24	NPF	52	TLF	31
GJSS	24	NPM	52	TLF-L	31
GMS	24	NPS	52	TLF-N	32
GN	24	NS	6	TLFSS	31
GWSS	24	NSTA	7	TLH	31
HAA	5	NSTB	7	TLH-L	31
HAB	5	NSTD	7	TLH-N	32
HAGS	5	PCTF-C	40	TLHB	31
HAGS-C	11	PCTFBH	40	TLHB-N	32
HAGSS-C	11	PCTGB	40	TLHSS	31
HAGSS	5	PCTGS	40	TLM	31
HAHAST	5	PCTM-C	40	TLM-L	31
HAHAST-C	11	RGJF	23	TLM-N	32
HALPS-C	11	RGJFSS	23	TLMSS	31
HALPS-C SW	11	RGN	24	TM	31
HALSS-C SW	11	RGNSS	24	TM-N	32
HAPS	5	RHJF	25	TMSS	31
HAPS-C	11	RHN	25	UF	29
HAPS-C SW	11	RHS	8	UFSS	29
HAS	5	RN-S	6	UG	29
HAS-BV	5	RN	6	UH	29
HAS-C SQ	11	RN-L	6	UH-i	29
HASS	5	RN-XL	6	UH-C	29
HASS-BV	5	RNS-S	6	UHSS	29
HASS-C	11	RNS	6	UL	57
HASS-C SQ	11	RNS-L	6	UL9	58
HASS-C SW	11	RNS-XL	6	ULF	29
HCB	6	S	58	ULH	29
HCPS	6	SAL	46	ULM	29
HCSS	6	SAN	39	ULW	29
HDS	25	SC	61	UM	29
HE	29	SGPC	15	UMSS	29
HEPS	6	SHS	8	VG	20
HES	6	SL	61	VO	24
HESS	6	SM	51	WC	26
HFS	25	SPS-S	45,46,47	WGCS	59
HJF	25	SPS	45,46,47	WGSS	60
HJS	25	SSM	51	WN	7
HMS	25	SSS-S	47		
HN	25	SSS	46,47		

ALPHABETICAL INDEX

206 Hose Union	11	TOE Nipples	6
Air Hammer Couplings	25	Universal Couplings, Campbell	29
Ball & Socket Couplings	8	Universal Couplings (standard imported)	29
Band Clamps and Tools	57-59	UniversaLock Couplings	29
Barbed Insert Fittings (Steel, Brass, Stainless)	51	Whip Check Safety Cables	26
Brass Push-on Fittings	52	Wine Fittings	40
Cam & Groove Couplings, Standard COBRA	15-19	Wine Ferrules	40
Cam & Groove Couplings, Campbell COBRA	15	Worm Gear Clamps	59-60
Cam & Groove Gaskets and Handles	20	Wrenches (Spanner & Hydrant)	8
Campbell Coupling Selection Guide	1		
ChemJoint Male Stems	35		
ChemJoint Viton Seal Couplings	35-36		
Clamps, Band	57-59		
Clamps, Double-Bolt (imported)	61		
Clamps, Interlocking 360 U-Bolt	26		
Clamps, Spiral	61		
Clamps, T-Bolt	60		
Clamps, Worm Gear	59-60		
Combination Nipples	5-6		
Cone Strainers (for use with Part C's)	15		
Crimpnology Nipples	11-12		
Double-Lock Couplings	34-35		
Ferrules, All Crimpnology	43-44		
Ferrules, Brass	53		
Ferrules for Campbell COBRA	43-44		
Ferrules for ChemJoint Viton Seal Couplings	43-44		
Ferrules for Crimpnology Nipples	43-44		
Ferrules, Light Duty	44-45		
Ferrules for Viton Seal Ground Joint Couplings	30, 44		
Flanges	12		
Foot Valves	8		
Garden Hose Couplings	52		
Glossary of Campbell Crimpnology Terms	48		
Ground Joint Couplings, Campbell Viton Seal	23-24		
Ground Joint Couplings with Staked Ferrule	23		
HeatWave	23		
Interlocking Male Stem with Staked Ferrule	23		
Interlocking U-Bolt Clamps	26		
Male Stems, ChemJoint	35		
Male Stems, Interlocking	23		
Male Swivel Crimpnology Nipples	11		
Menders	6		
NST Suction Hose Couplings	7		
Nitrogen Couplings	30-32		
PCT Fittings	40		
Reducing Nipples (TBE)	6		
Sanitary Tri-Clamp Fittings	39		
Sanitary Tri-Clamps	39		
Sanitary Machined Ferrules	39		
Sight Glass	15		
Single-Lock Couplings	30-31		
Sleeves for Cam & Groove Couplings	45-46		
Sleeves, All Crimpnology	45-46		
Sleeves for Suction Hose Couplings	46-47		
Sleeves for Ball & Socket Couplings	46-47		
Strainers	8		
Suction Hose Couplings	7		
Suction Hose Couplings (imported)	7		
Swivel Crimpnology Nipples	11		
Swivel Male Stems	23		



**WE WORK
GREAT UNDER
PRESSURE!**

Our Guarantee of Quality

WARRANTY – Campbell Fittings, Inc. warrants the products described herein to be free from defects in materials or workmanship for a period of one year from the date of shipment by Campbell Fittings, Inc. under normal use and service. The obligation under this warranty is limited to replacing or repairing, without charge, any part supplied by Campbell Fittings, Inc. proven to have been defective at time of shipment, and is expressly conditioned on the Purchaser's giving Campbell Fittings, Inc. immediate notice upon discovery of the defect. Campbell Fittings, Inc. shall have the option of requiring the return of the defective material (transportation prepaid) to establish the claim.

This warranty shall not apply if the product has been altered or repaired by others, and Campbell Fittings, Inc. shall make no allowance or credit for such repairs or alterations unless authorized in writing by Campbell Fittings, Inc.

The foregoing warranty is the only warranty applicable to the products described herein, and any previous agreements, representations or warranties, oral or written, are hereby cancelled. No other expressed or implied warranties shall apply, including but not limited to implied warranties of merchantability and fitness for a particular use.

Under no circumstances will Campbell Fittings, Inc. assume any liability whatsoever for any consequential or contingent damages.

PRODUCT CHANGES – The right is reserved to make changes in pattern, design or material when deemed necessary, without notice. Products which have become obsolete by reason of design change or discontinued as a manufactured item may not be returned for credit.

RETURNED GOODS – Materials must not be returned unless consent has first been obtained in writing from Campbell Fittings, Inc. All materials approved for return must arrive properly packaged and pass our inspection criteria before credit will be issued. Returned products are subject to restocking fees.

RESPONSIBILITY – We will not be responsible for delays resulting from strikes, accidents, negligence of carriers, or other causes beyond our control.

RISK – All goods are at the risk of the Purchaser after they have been delivered to the carrier and receipt obtained for same (in good order).

ORDERS – Are subject to acceptance at Campbell Fittings, Inc., Boyertown, PA 19512.

SPECIAL PRODUCTS – Requests for cancellation of orders made to customer's specifications are not refundable and will not be considered if the manufacture of material is in process when the request is made.

ERRORS, SHORTAGES, ETC. – Claims for errors, shortages, etc. must be made on receipt of goods, otherwise no allowance will be made.

PRICES AND QUOTATIONS – All prices and quotations are subject to change without notice.

TAXES – Any tax that may be imposed by law on the sale of articles made or sold by this company shall be added to the sale price of such articles.

LIABILITY WARNING – Campbell Fittings, Inc. has no warranty applicable to fitness for the purpose of a particular use of any of the products it sells or issues as samples and shall not be responsible for any loss involving its products. It is entirely the responsibility of the end user or installer to be sure that fittings, hose, and their applications are compatible.

Campbell Fittings

Manufacturing & Offices:

Campbell Fittings, Inc.
Box 417
301 S. Washington St.
Boyertown, PA 19512

Warehouse Locations:

Boyertown, PA
Houston, TX
Ceres, CA

U.S. and Canada:

phone 800.367.3678
fax 800.367.3670
email sales@campbellfittings.com
website campbellfittings.com

International:

phone 610.367.6916
fax 610.367.0689
email sales@campbellfittings.com

Affiliations:

