



The Right Connection®

# 150 lb. ASA Forged Flanges

**Sizes:**


- 1" - 12"

**Features:**

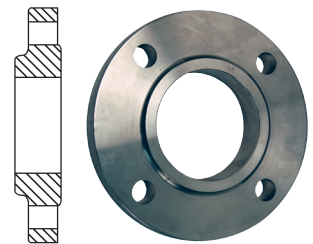
- Flush face: Lap Joint
- Raised face: Slip-On, NPT Threaded, and Weld Neck
- Lap joint is commonly called a "Van Stone" or a "floating flange"

**Materials:**


- Carbon steel
- 316 stainless steel



Lap Joint Flange



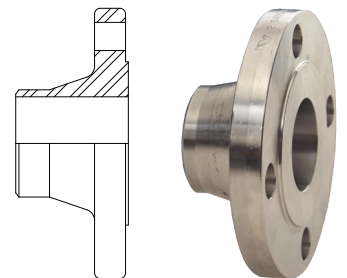
Slip-On Flange



NPT Threaded Flange

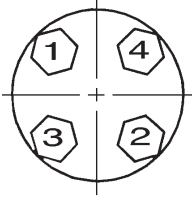
| Carbon Steel |                 |                  |                |                     |                  |
|--------------|-----------------|------------------|----------------|---------------------|------------------|
| Size         | Number of Bolts | Lap Joint Part # | Slip-On Part # | NPT Threaded Part # | Weld Neck Part # |
| 1"           | 4               | <i>LJ100</i>     | <i>SO100</i>   | <i>T100</i>         | <i>WN100</i>     |
| 1¼"          | 4               | <i>LJ125</i>     | <i>SO125</i>   | <i>T125</i>         | <i>WN125</i>     |
| 1½"          | 4               | <i>LJ150</i>     | <i>SO150</i>   | <i>T150</i>         | <i>WN150</i>     |
| 2"           | 4               | <i>LJ200</i>     | <i>SO200</i>   | <i>T200</i>         | <i>WN200</i>     |
| 2½"          | 4               | <i>LJ250</i>     | <i>SO250</i>   | <i>T250</i>         | ---              |
| 3"           | 4               | <i>LJ300</i>     | <i>SO300</i>   | <i>T300</i>         | <i>WN300</i>     |
| 4"           | 8               | <i>LJ400</i>     | <i>SO400</i>   | <i>T400</i>         | <i>WN400</i>     |
| 5"           | 8               | <i>LJ500</i>     | <i>SO500</i>   | <i>T500</i>         | <i>WN500</i>     |
| 6"           | 8               | <i>LJ600</i>     | <i>SO600</i>   | <i>T600</i>         | <i>WN600</i>     |
| 8"           | 8               | <i>LJ800</i>     | <i>SO800</i>   | <i>T800</i>         | <i>WN800</i>     |
| 10"          | 12              | <i>LJ1000</i>    | <i>SO1000</i>  | <i>T1000</i>        | <i>WN1000</i>    |
| 12"          | 12              | <i>LJ1200</i>    | <i>SO1200</i>  | <i>T1200</i>        | ---              |

| 316 Stainless Steel |                 |                  |                |                     |                  |
|---------------------|-----------------|------------------|----------------|---------------------|------------------|
| Size                | Number of Bolts | Lap Joint Part # | Slip-On Part # | NPT Threaded Part # | Weld Neck Part # |
| 1"                  | 4               | ---              | ---            | ---                 | <i>WN100</i>     |
| 1¼"                 | 4               | ---              | ---            | ---                 | <i>WN125</i>     |
| 1½"                 | 4               | <i>LJR150</i>    | <i>SOR150</i>  | <i>TR150</i>        | <i>WN150</i>     |
| 2"                  | 4               | <i>LJR200</i>    | <i>SOR200</i>  | <i>TR200</i>        | <i>WN200</i>     |
| 3"                  | 4               | <i>LJR300</i>    | <i>SOR300</i>  | <i>TR300</i>        | <i>WN300</i>     |
| 4"                  | 8               | <i>LJR400</i>    | <i>SOR400</i>  | <i>TR400</i>        | <i>WN400</i>     |
| 5"                  | 8               | ---              | ---            | ---                 | <i>WN500</i>     |
| 6"                  | 8               | <i>LJR600</i>    | <i>SOR600</i>  | <i>TR600</i>        | <i>WN600</i>     |
| 8"                  | 8               | ---              | ---            | ---                 | <i>WN800</i>     |
| 10"                 | 12              | ---              | ---            | ---                 | <i>WN1000</i>    |

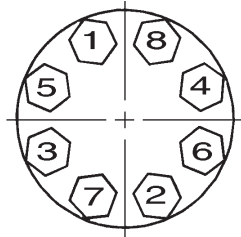


Weld Neck Flange

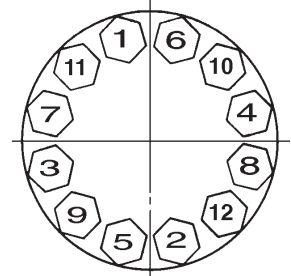
## Flange Bolt Tightening Sequence (Use appropriate gaskets and bolts)



4 bolt



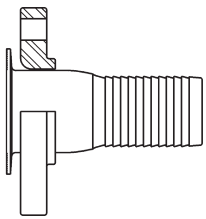
8 bolt



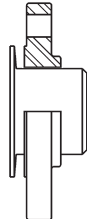
12 bolt

### Flange Diagrams

#### Floating Applications (flange free to swivel)

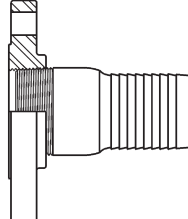


Lap Joint Flange

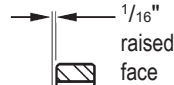


Slip-On Flange  
with raised face

#### Threaded Applications

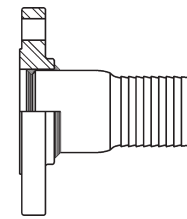


Threaded Flange  
with raised face

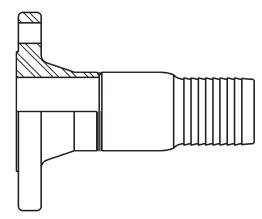


1/16"  
raised  
face

#### Welded Applications



Slip-On Flange  
with raised face



Weld Neck Flange  
with raised face

### Dimensions

| Nominal Pipe Size | Flange OD | Thickness <sup>1</sup> | OD of Raised Face | Diameter of Bolt Circle | Number of Bolts | Diameter of Bolt Holes | Diameter of Bolts |
|-------------------|-----------|------------------------|-------------------|-------------------------|-----------------|------------------------|-------------------|
| 1"                | 4 1/4"    | 9/16"                  | 2"                | 3 1/8"                  | 4               | 5/8"                   | 1/2"              |
| 1 1/4"            | 4 62/100" | 5/8"                   | 2 1/2"            | 3 1/2"                  | 4               | 5/8"                   | 1/2"              |
| 1 1/2"            | 5"        | 1 1/16"                | 2 7/8"            | 3 7/8"                  | 4               | 5/8"                   | 1/2"              |
| 2"                | 6"        | 3/4"                   | 3 5/8"            | 4 3/4"                  | 4               | 3/4"                   | 5/8"              |
| 2 1/2"            | 7"        | 7/8"                   | 4 1/8"            | 5 1/2"                  | 4               | 3/4"                   | 5/8"              |
| 3"                | 7 1/2"    | 15/16"                 | 5"                | 6"                      | 4               | 3/4"                   | 5/8"              |
| 4"                | 9"        | 15/16"                 | 6 3/16"           | 7 1/2"                  | 8               | 3/4"                   | 5/8"              |
| 5"                | 10"       | 15/16"                 | 7 5/16"           | 8 1/2"                  | 8               | 7/8"                   | 3/4"              |
| 6"                | 11"       | 1"                     | 8 1/2"            | 9 1/2"                  | 8               | 7/8"                   | 3/4"              |
| 8"                | 13 1/2"   | 1 1/8"                 | 10 5/8"           | 11 3/4"                 | 8               | 7/8"                   | 3/4"              |
| 10"               | 16"       | 1 3/16"                | 12 3/4"           | 14 1/4"                 | 12              | 1"                     | 7/8"              |
| 12"               | 19"       | 1 1/4"                 | 15"               | 17"                     | 12              | 1"                     | 7/8"              |

<sup>1</sup>a 1/16" raised face is included in the thickness

### Dixon

800 High Street • Chestertown, MD 21620  
ph 877.963.4966 • fx 800.283.4966

[dixonvalve.com](http://dixonvalve.com)

connect with us on

