




WEATHERLY INDEX	400
CATALOG NO.	431-2080
EDITION	March 2010
SUPERSEDES	431-2080 (2007)

Hydraulic Hose, Couplings & Equipment



2010



TYPE	DESCRIPTION (EXAMPLE)	PAGE	TYPE	DESCRIPTION (EXAMPLE)	PAGE
Introduction					
	Service & Shelf Life, Warnings/Cautions Background & Product Data	A1-2 A3-12			
Hose Products & Specification Tables					
EFG6K Spiral Wire Hose—SAE 100R15	85465	A13	G1 1-Wire Braid Hose—SAE 100R1 Type AT	70200	A34
EFG6K Spiral Wire Hose—MegaTuff® Cover	85471	A14	G1H 1-Wire Braid Hose—High-Temp— SAE 100R1 Type AT	85922	A35
EFG5K Spiral Wire Hose—SAE 100R13	85453	A15	RFS Red Fire Suppressant Hose	H24100-03F	A36
EFG5K Spiral Wire Hose—MegaTuff® Cover	85459	A16	MegaTech® II—SAE 100R2 Type AT—ACP Carton Pack	70975	A36
EFG4K Spiral Wire Hose—SAE 100R12	85491	A17	TR500 High-Temp/Air Brake/Engine Hose	85745	A37
EFG4K Spiral Wire Hose—MegaTuff® Cover	85483	A18	G3H High-Temp 2-Fiber Braid Hose—SAE 100R3	85951	A38
EFG3K Spiral Wire Hose—SAE 100R12	85497	A18	GTH High-Temp 1-Fiber Braid Hose—SAE 100R6	70106	A39
EFG3K Spiral Wire Hose—MegaTuff® Cover	85490	A19	GTHX High-Temp Fiber Spiral Hose—SAE 100R6	70109	A39
Hot Oiler 2-Wire Braid Hose	70860	A19	GMV Global MegaVac® Return Line and Suction Hose	85577	A40
Global M6K Mega6000™ Hose	70599	A20	G4H MegaVac® Return Line and Suction Hose	85580	A40
Global M5K Mega5000™ Hose	85607	A20	RLA 1-Fiber Braid Return Line and Low Pressure Hose	85940	A41
Global M5K Mega5000™ Hose— MegaTuff® Cover	70386	A21	RLC 3-Fiber Braid Return Line and Low Pressure Hose	70142	A41
Global M5K Mega5000™ Hose— XtraTuff™ Cover	70423	A21	PowerClean™ Hose	70840	A42
Global M4K+ Mega4000™ Hose—SAE 100R19	85616	A22	LP350 Hose	85717	A42
Global M4K+ Mega4000™ Hose— MegaTuff® Cover	85519	A22	S/R-XH Suction/Return-Extreme Heat Hose	85439	A43
Global M4K+ Mega4000™ Hose— XtraTuff™ Cover	85541	A23	TH8 Hydraulic Hose—SAE 100R8	85415	A43
M4KH Wire Braid Hose—High-Temp— SAE 100R19	85540	A23	TH8NC Non Conductive Hydraulic Hose— SAE 100R8	85419	A44
M4KH Wire Braid Hose—High-Temp— MegaTuff® Cover	85448	A24	TH7 Hydraulic Hose—SAE 100R7	71011	A44
Global M3K Mega3000® Hose—SAE 100R17	70352	A24	TH7NC Non Conductive Hydraulic Hose— SAE 100R7	71072	A45
Global M3K Mega3000® Hose— MegaTuff® Cover	85525	A25	TH7DL Dual Line Hydraulic Hose—SAE 100R7	71084	A45
Global M3K Mega3000® Hose— XtraTuff™ Cover	70969	A25	TH7NCDL Non Conductive Dual Line Hydraulic Hose—SAE 100R7	85786	A46
M3KH Wire Braid Hose—High-Temp— SAE 100R17	70898	A26	TH18 Constant Pressure Non Conductive Hydraulic Hose—SAE 100R18	71001	A46
M3KH Wire Braid Hose—High-Temp— MegaTuff® Cover	71030	A26	TH18NC Constant Pressure Non Conductive Hydraulic Hose—SAE 100R18	71006	A47
M2T® MegaFlex® 2-Wire Braid Hose— SAE 100R16	85600	A27	PolarSeal® Hose	85664	A47
M2T® MegaFlex® 2-Wire Braid Hose— MegaTuff® Cover—SAE 100R16	70387	A27	PS188 Power Steering Hose	86049	A48
M2T® Plus MegaFlex® 2-Wire Braid Hose—Exceeds SAE 100R16	71036	A28			
M2T® Plus MegaFlex® 2-Wire Braid Hose—MegaTuff®	85534	A28	Equipment		B1
M2T® Plus MegaFlex® 2-Wire Braid Hose—XtraTuff™	71061	A29	Hose/Cplg. Selection		C1
CM2T MegaFlex® Connected Twin-Line 2-Wire Braid—SAE 100R16	70350	A29	GlobalSpiral Couplings		
Global G2 2-Wire Braid Hose—SAE 100R2 Type AT	86620	A30	GlobalSpiral™ Couplings		
G2XH 2-Wire Braid Extreme Heat Hose— SAE 100R2	85798	A31	Male Pipe (NPTF - 30° Cone Seat)	G20100-0606	D1
Global G2H High-Temp 2-Wire Braid Hose	86520	A31	Male Pipe (NPTF - 30° Cone Seat) - API Threads	G20102-2020	D1
Global G2H High-Temp—MegaTuff® Cover	70897	A32	Male Pipe for API Unions	G22102-2424	D2
Global G2L PolarFlex® Hose—SAE 100R2 Type AT	85732	A32	Male Pipe (NPTF - 30° Cone Seat) - Long Hex	G20103-1616	D2
J2AT 2-Wire Braid Jack Hose—10,000 Static Pressure Only	85650	A33	Male O-Ring Boss	G20120-0606	D2
J2AT 2-Wire Braid Jack Hose—MegaTuff® Cover—10,000 Static Pressure Only	70469	A33	Female MegaSeal® Swivel	G20140-1212	D3
			Female MegaSeal® Swivel - 45° Bent Tube	G20145-1212	D4
			Female MegaSeal® Swivel - 90° Bent Tube	G20149-1212	D4
			Male JIC 37° Flare	G20165-0606	D5
			Female JIC 37° Flare Swivel	G20170-0606	D6
			Female JIC 37° Flare Swivel - 30° Bent Tube	G20172-1616	D7
			Female JIC 37° Flare Swivel - 45° Short Bent Tube	G20174-0606	D7
			Female JIC 37° Flare Swivel - 45° Medium Bent Tube	G20175-1616	D8
			Female JIC 37° Flare Swivel - 60° Bent Tube	G20177-1212	D8



Index

TYPE	DESCRIPTION (EXAMPLE)	PAGE	TYPE	DESCRIPTION (EXAMPLE)	PAGE
Female JIC 37° Flare Swivel - 90° Bent Tube	G20179-1010X	D9	Code 62 O-Ring Flange Heavy - 90° Long Bent Tube	G20366-0808	D34
Female JIC 37° Flare Swivel - 90° Short Bent Tube	G20179-0606	D9	Code 62 O-Ring Flange Heavy - 90° Extra Long Bent Tube	G20367-1212	D34
Female JIC 37° Flare Swivel - 90° Medium Bent Tube	G20180-0608	D10	Code 62 O-Ring Flange Heavy - 110° Bent Tube	G20369-1212	D35
Female JIC 37° Flare Swivel - 90° Long Bent Tube	G20181-0606	D10	Caterpillar Style O-Ring Flange	G20400-1212	D35
Female JIC 37° Flare Swivel - 90° Extra Long Bent Tube	G20182-0608	D11	Caterpillar Style O-Ring Flange - 22½° Bent Tube	G20402-1212	D36
Male Flat-Face O-Ring	G20225-0606	D11	Caterpillar Style O-Ring Flange - 30° Bent Tube	G20404-1212	D36
Female Flat-Face O-Ring Swivel	G20230-0606	D12	Caterpillar Style O-Ring Flange - 45° Bent Tube	G20407-1212	D37
Female Flat-Face O-Ring Swivel - 22° Bent Tube	G20232-1616	D13	Caterpillar Style O-Ring Flange - 60° Bent Tube	G20409-1216	D37
Female Flat-Face O-Ring Swivel - 30° Bent Tube	G20233-1616	D13	Caterpillar Style O-Ring Flange - 67½° Bent Tube	G20410-1616	D38
Female Flat-Face O-Ring Swivel - 45° Short Bent Tube	G20234-0606	D13	Caterpillar Style O-Ring Flange - 90° Short Bent Tube	G20415-1212	D38
Female Flat-Face O-Ring Swivel - 90° Short Bent Tube	G20239-0606	D14	Caterpillar Style O-Ring Flange - 90° Medium Bent Tube	G20416-1212	D39
Female Flat-Face O-Ring Swivel - 90° Medium Bent Tube	G20240-0608	D15	Hose Length Extender	G20535-0808	D39
Female Flat-Face O-Ring Swivel - 90° Long Bent Tube	G20241-0606	D15	Hose Length Extender - 90° Bent Tube	G20537-0808	D40
Female Flat-Face O-Ring Swivel - 135° Bent Tube	G20248-1216	D16	Hose Length Extender Caterpillar	G20534-1212	D40
Code 61 O-Ring Flange	G20300-0608	D16	Hose Length Extender for Caterpillar with Clamping Area	G24534-2424	D40
Code 61 O-Ring Flange Long Neck	G20301-1212	D17	Male DIN 24° Cone - Light Series	G20615-0815	D41
Code 61 O-Ring Flange - 22½° Bent Tube	G20302-0808	D18	Female DIN 24° Cone Swivel - Light Series with O-Ring	G20645-0612	D41
Code 61 O-Ring Flange - 30° Bent Tube	G20304-0812	D18	Female DIN 24° Cone Swivel - Light Series with O-Ring - 45° Bent Tube	G20650-1222	D42
Code 61 O-Ring Flange - 45° Short Bent Tube	G20306-1216	D19	Female DIN 24° Cone Swivel - Light Series with O-Ring - 90° Bent Tube	G20655-1018	D42
Code 61 O-Ring Flange - 45° Medium Bent Tube	G20307-0608	D20	Male DIN 24° Cone - Heavy Series	G20715-0612	D43
Code 61 O-Ring Flange - 60° Bent Tube	G20309-0808	D20	Female DIN 24° Cone Swivel - Heavy Series with O-Ring	G20720-0610	D43
Code 61 O-Ring Flange - 67½° Bent Tube	G20311-0812	D21	Female DIN 24° Cone Swivel - Heavy Series with O-Ring - 45° Bent Tube	G20725-0816	D44
Code 61 O-Ring Flange - 90° Bent Tube	G20317-1212	D22	Female DIN 24° Cone Swivel - Heavy Series with O-Ring - 90° Bent Tube	G20730-0816	D45
Code 61 O-Ring Flange - 90° Extra Short Bent Tube	G20313-1624	D22	Male Kobelco Style	G20735-1222	D45
Code 61 O-Ring Flange - 90° Short Bent Tube	G20314-1208	D23	Male British Standard Pipe Parallel	G20810-0606	D46
Code 61 O-Ring Flange - 90° Medium Bent Tube	G20315-0608	D24	Female British Standard Parallel Pipe O-Ring Swivel	G20830-0606	D46
Code 61 O-Ring Flange - 90° Long Bent Tube	G20316-0808	D25	Female British Standard Parallel Pipe O-Ring Swivel - 45° Bent Tube	G20831-0606	D47
Code 61 O-Ring Flange - 100° Bent Tube	G20323-1216	D25	Female British Standard Parallel Pipe O-Ring Swivel - 90° Bent Tube	G20832-0606	D47
Code 61 O-Ring Flange - 110° Bent Tube	G20325-1212	D26	Female British Standard Pipe Parallel O-Ring Swivel - 90° Block	G20845-1212	D48
Code 61 O-Ring Flange - 120° Bent Tube	G22326-2424	D26	Female French GAZ (Poclairn) 24° High Pressure Flange	G20420-0817	D48
Code 61 O-Ring Flange - 135° Bent Tube	G20331-1212	D27	Male French GAZ (Poclairn) 24° High Pressure Flange	G20480-0817	D49
Code 61 Komatsu Style O-Ring Flange	G20300-0810	D27	Male French GAZ	G20675-1221	D49
Code 61 Komatsu Style O-Ring Flange - 45° Short Bent Tube	G20307-1010	D28	Female French GAZ Swivel (Female Kobelco)	G20680-0817	D49
Code 61 Komatsu Style O-Ring Flange - 90° Medium Bent Tube	G20315-1010	D28	Female French GAZ Swivel - 90° Bent Tube	G20690-1021	D50
Code 62 O-Ring Flange Heavy	G20350-0808	D29	Female Komatsu Style Japanese Metric Swivel	G20910-0808	D50
Code 62 O-Ring Flange Heavy - 22½° Bent Tube	G20352-1216	D30	Female Japanese Industrial Standard 30° Flare Swivel	G20930-1212	D51
Code 62 O-Ring Flange Heavy - 30° Bent Tube	G20354-1212	D30	GS Ferrule for 2-Wire Braid Hose	G20995-0212	D51
Code 62 O-Ring Flange Heavy - 45° Bent Tube	G20357-0808	D31	GSP Ferrule for Wire Braid Hose	G22995-0224	D51
Code 62 O-Ring Flange Heavy - 60° Bent Tube	G20359-1212	D31	GS Ferrule for 4-Spiral Hose	G20995-0406	D52
Code 62 O-Ring Flange Heavy - 67½° Bent Tube	G20360-1616	D32	GSP Ferrule for 4-Spiral EF Hose	G22995-0424	D52
Code 62 O-Ring Flange Heavy - 90° Short Bent Tube	G20364-1216	D32	GS Ferrule for 6-Spiral Hose	G20995-0620	D53
Code 62 O-Ring Flange Heavy - 90° Medium Bent Tube	G20365-0808	D33	1¼" Special One-Piece Couplings - Male Pipe (NPTF - 30° Cone Seat)	G21100-2020	D53



TYPE	DESCRIPTION (EXAMPLE)	PAGE	TYPE	DESCRIPTION (EXAMPLE)	PAGE
1¼" Special One-Piece Couplings - Male JIC 37° Flare	G21165-2020	D54	Female British Standard Parallel Pipe O-Ring Swivel	G24830-3232	D69
1¼" Special One-Piece Couplings - Female JIC 37° Flare Swivel	G21170-2020	D54	Hose Length Extender	G24534-3232	D69
PCM Couplings					
Power Crimp® PCM Couplings					
1¼" Special One-Piece Couplings - Female JIC 37° Flare Swivel - 90° Bent Tube	G21180-2020	D54	Code 61 O-Ring Flange - 30° Bent Tube	83409	E1
1¼" Special One-Piece Couplings - Female Flat-Face O-Ring Swivel	G21230-2020	D55	Code 61 O-Ring Flange - 45° Bent Tube	83468	E1
1¼" Special One-Piece Couplings - Female Flat-Face O-Ring Swivel - 90° Bent Tube	G21240-2020	D55	Code 62 O-Ring Flange Heavy	83068	E1
1¼" Special One-Piece Couplings - Code 61 O-Ring Flange	G21300-2020	D55	Code 62 O-Ring Flange Heavy - 20° Bent Tube	83043	E2
1¼" Special One-Piece Couplings - Code 61 O-Ring Flange - 45° Bent Tube	G21307-2020	D56	Code 62 O-Ring Flange Heavy - 90° Bent Tube	83069	E2
1¼" Special One-Piece Couplings - Code 61 O-Ring Flange - 90° Bent Tube	G21315-2020	D56	PCS Couplings		
1¼" Special One-Piece Couplings - Code 62 O-Ring Flange	G21350-2020	D56	Power Crimp® PCS Couplings		
1¼" Special One-Piece Couplings - Male DIN 24° Cone - Heavy Series	G21715-2038	D57	Female Flat-Face Swivel	81034	F1
1¼" Special One-Piece Couplings - Female DIN 24° Cone Swivel - Heavy Series with O-Ring	G21720-2038	D57	Female Flat-Face Swivel - 45° Bent Tube	81056	F1
1¼" Special One-Piece Couplings - Female British Standard Pipe Parallel O-Ring Swivel	G21830-2020	D57	Female Flat-Face Swivel - 90° Bent Tube	81084	F1
GlobalSpiral™ - High Pressure Couplings					
Male JIC 37° Flare	G24165-2424	D58	Code 61 Flange Without O-Ring Groove	81263	F2
Male Pipe (NPTF - 30° Cone Seat)	G24100-2424	D58	Code 61 O-Ring Flange	81441	F2
Male Pipe for API Unions	G24102-2424	D58	Code 61 O-Ring Flange - 22½° Bent Tube	81475	F2
Female JIC 37° Flare Swivel	G24170-2424	D59	Code 61 O-Ring Flange - 30° Bent Tube	81318	F3
Female JIC 37° Flare Swivel - 45° Bent Tube	G24174-2424	D59	Code 61 O-Ring Flange - 45° Bent Tube	81496	F3
Female JIC 37° Flare Swivel - 90° Bent Tube	G24180-2424	D59	Code 61 O-Ring Flange - 60° Bent Tube	81508	F4
Female Flat-Face Swivel	G24230-2424	D60	Code 61 O-Ring Flange - 67½° Bent Tube	81523	F4
Female Flat-Face Swivel - 45° Bent Tube	G24234-2424	D60	Code 61 O-Ring Flange - 90° Bent Tube	81327	F5
Female Flat-Face Swivel - 90° Bent Tube	G24240-2424	D60	Code 61 O-Ring Flange - 110° Bent Tube	81549	F5
Code 61 O-Ring Flange	G24300-2424	D61	Code 61 O-Ring Flange - 125° Bent Tube	81340	F6
Code 61 O-Ring Flange - 45° Bent Tube	G24307-2424	D61	Code 62 O-Ring Flange Heavy - 90° Bent Tube	81594	F6
Code 61 O-Ring Flange - 60° Bent Tube	G24309-2424	D62	Komatsu Style Female Japanese Metric Swivel	80210	F6
Code 61 O-Ring Flange - 90° Bent Tube	G24314-2424	D62	Male British Standard Pipe Parallel	81335	F7
Code 62 O-Ring Flange Heavy	G24350-2424	D63	Female British Standard Pipe Parallel Swivel	81117	F7
Code 62 O-Ring Flange Heavy - 22° Bent Tube	G24352-2424	D63	International Thread - Japanese Industrial Std Female Swivel	80967	F7
Code 62 O-Ring Flange Heavy - 30° Bent Tube	G24354-2424	D63	PCM/PCS Ferrules		
Code 62 O-Ring Flange Heavy - 45° Bent Tube	G24357-2424	D64	Power Crimp® PCM & PCS Ferrules		
Code 62 O-Ring Flange Heavy - 60° Bent Tube	G24359-2424	D64	PCM Skive Ferrules	83404	G1
Code 62 O-Ring Flange Heavy - 90° Bent Tube	G24366-2424	D65	PCM-G6 Ferrules	83150	G1
Code 62 O-Ring Flange Heavy - 90° Short Bent Tube	G24364-3232	D65	PCS Non-Skive Ferrule	81390	G1
Code 62 O-Ring Flange Heavy - 90° Medium Bent Tube	G24365-2424	D66	PCS Skive Ferrule	83398	G2
Caterpillar Style O-Ring Flange	G24400-2424	D66	MegaCrimp Couplings		
Caterpillar Style O-Ring Flange - 22° Bent Tube	G24402-2424	D67	MegaCrimp® Couplings		
Caterpillar Style O-Ring Flange - 30° Bent Tube	G24404-2424	D67	Male Pipe (NPTF - 30° Cone Seat)	G25100-0402	H1
Caterpillar Style O-Ring Flange - 45° Bent Tube	G24407-2424	D68	Male Pipe Long Nose	G25101-0404	H2
Caterpillar Style O-Ring Flange - 60° Bent Tube	G24409-2424	D68	Male Pipe Swivel (NPTF - Without 30° Cone Seat)	G25105-0402	H2
Caterpillar Style O-Ring Flange - 90° Bent Tube	G24415-2424	D69	Male Pipe Swivel - 90° Block (NPTF - Without 30° Cone Seat)	G25106-0402	H3
			Male Pipe Swivel - 90° Long Block (NPTF - Without 30° Cone Seat)	G25107-0608	H4
			Female Pipe (NPTF - Without 30° Cone Seat)	G25110-0402	H4
			Female Pipe Swivel (NPSM - 30° Cone Seat)	G25111-0404	H5
			Male O-Ring Boss	G25120-0404	H5
			Male O-Ring Boss Swivel	G25121-0404	H6
			Male O-Ring Boss Swivel - 45° Block	G25122-0606	H7
			Male O-Ring Boss Swivel - 90° Block	G25123-0405	H8
			Male O-Ring Boss Swivel - 90° Long Block	G25124-0808	H9
			Male O-Ring Boss Adapterless Swivel	G25130-0404	H9
			Male O-Ring Boss Adapterless Swivel - 45° Bent Tube	G25133-0404	H10



TYPE	DESCRIPTION (EXAMPLE)	PAGE	TYPE	DESCRIPTION (EXAMPLE)	PAGE
Male O-Ring Boss Adapterless Swivel - 90° Bent Tube	G25135-0404	H10	SAE Male Inverted Swivel	G25500-0403	H36
Male O-Ring Boss Adapterless Swivel - 90° Medium Bent Tube	G25134-0404	H11	SAE Male Inverted Swivel - 45° Bent Tube	G25502-0403	H36
Male O-Ring Boss Adapterless Swivel - 90° Long Bent Tube	G25136-0404	H11	SAE Male Inverted Swivel - 90° Bent Tube	G25504-0404	H37
Male JIC 37° Flare English Hex	G25165-0404	H12	SAE Male Flareless Assembly	G25510-0404	H37
Male JIC 37° Flare Metric Hex	G25165-0808	H13	North American Stand Pipe	G25520-0404	H38
Female JIC 37° Flare Swivel Metric Hex	G25170-0806	H13	Female Flareless Sleeve	G60051-0004	H38
Female JIC 37° Flare Swivel Metric Hex - 45° Bent Tube	G25175-0606	H14	Female Flareless Nut	G60050-0004	H39
Female JIC 37° Flare Swivel Metric Hex - 90° Short Bent Tube	G25179-0808	H14	Hose Length Extender	G25535-2020	H39
Female JIC 37° Flare Swivel Metric Hex - 90° Medium Bent Tube	G25180-0406	H15	Female Air Brake Swivel	G25540-0606	H39
Female JIC 37° Flare Swivel Metric Hex - 90° Long Bent Tube	G25151-0808	H15	Female Grease	G25561-0408	H40
Female JIC 37° Flare Swivel English Hex	G25170-0404	H16	Female Parker Triple Thread Flare	G25562-1616	H40
Female JIC 37° Flare Swivel - 30° Bent Tube English Hex	G25172-1012	H17	Pressure Wash Swivel	G25563-0406	H41
Female JIC 37° Flare Swivel - 45° Bent Tube English Hex	G25175-0404	H17	US Banjo	G25564-0606	H41
Female JIC 37° Flare Swivel - 90° Short Bent Tube English Hex	G25179-0404	H18	International Thread British Std Pipe Banjo	G25850-0404	H41
Female JIC 37° Flare Swivel - 90° Medium Bent Tube English Hex	G25180-0404	H19	International Thread Metric 7642 DIN Banjo	G25770-0412	H42
Female JIC 37° Flare Swivel - 90° Long Bent Tube English Hex	G25181-0404	H20	Male DIN 24° Cone - Light Series	G25615-0406	H42
Female JIC 37° Flare Swivel - 90° Extra Long Bent Tube English Hex	G25183-0810	H20	Female DIN 24° Cone Swivel - Light Series with O-Ring	G25645-0406	H43
Female JIC 37° Flare Swivel - 90° Block English Hex	G25187-1216	H21	Female DIN 24° Cone Swivel - Light Series with O-Ring - 45° Bent Tube	G25650-0408	H43
Male SAE 45° Flare	G25195-0404	H21	Female DIN 24° Cone Swivel - Light Series with O-Ring - 90° Bent Tube	G25655-0406	H44
Female SAE 45° Flare Swivel	G25200-0404	H22	Female French GAZ Swivel	G25680-0817	H45
Female SAE 45° Flare Swivel - 45° Bent Tube	G25202-0404	H22	Male DIN 24° Cone - Heavy Series	G25715-0408	H45
Female SAE 45° Flare Swivel - 90° Bent Tube	G25205-0404	H23	Female DIN 24° Cone Swivel - Heavy Series with O-Ring	G25720-0408	H46
Male Flat-Face O-Ring Bulk Head Long Nose	G25226-0808	H23	Female DIN 24° Cone Swivel - Heavy Series with O-Ring - 45° Bent Tube	G25725-0408	H46
Male Flat-Face O-Ring Metric Hex	G25225-0404	H24	Female DIN 24° Cone Swivel - Heavy Series with O-Ring - 90° Bent Tube	G25730-0408	H47
Female Flat-Face O-Ring Swivel Metric Hex	G25230-0408	H25	Metric Light Stand Pipe	G25750-0406	H48
Female Flat-Face O-Ring Swivel Metric Hex - 45° Short Bent Tube	G25235-0404	H25	Metric Bite Sleeve	G64787-0006	H48
Female Flat-Face O-Ring Swivel Metric Hex - 90° Short Bent Tube	G25239-0408	H26	Metric Bite Nut	G64789-0006	H49
Female Flat-Face O-Ring Swivel Metric Hex - 90° Medium Bent Tube	G25240-0404	H27	Male British Standard Pipe Tapered/ Japanese Tapered Thread	G25795-0404	H49
Female Flat-Face O-Ring Swivel Metric Hex - 90° Long Bent Tube	G25241-0404	H28	Male British Standard Parallel Pipe	G25810-0404	H50
Female Flat-Face O-Ring Swivel English Hex	G25230-0404	H28	Female British Standard Parallel Pipe O-Ring Swivel	G25830-0404	H50
Female Flat-Face O-Ring Swivel - 45° Bent Tube English Hex	G25235-0406	H29	Female British Standard Parallel Pipe O-Ring Swivel - 45° Bent Tube	G25831-0404	H51
Female Flat-Face O-Ring Swivel - 67½° Bent Tube English Hex	G25238-0808	H30	Female British Standard Parallel Pipe O-Ring Swivel - 90° Bent Tube	G25832-0404	H51
Female Flat-Face O-Ring Swivel - 90° Short Bent Tube English Hex	G25239-0404	H30	Female British Standard Parallel Pipe O-Ring Swivel - 90° Block	G25845-0404	H52
Female Flat-Face O-Ring Swivel - 90° Medium Bent Tube English Hex	G25240-0406	H31	Female British Flat-Face Swivel	G25855-0606	H52
Female Flat-Face O-Ring Swivel - 90° Long Bent Tube English Hex	G25241-0808	H32	Komatsu O-Ring Flange - Straight	G25300-0810	H53
Code 61 O-Ring Flange	G25300-0808	H32	Komatsu O-Ring Flange - 45° Bent Tube	G25307-1010	H53
Code 61 O-Ring Flange - 22½° Bent Tube	G25302-1212	H33	Komatsu O-Ring Flange - 90° Bent Tube	G25315-1010	H54
Code 61 O-Ring Flange - 30° Bent Tube	G25304-1212	H33	Female Komatsu Style Japanese Metric Swivel	G25910-0404	H54
Code 61 O-Ring Flange - 45° Bent Tube	G25307-0808	H34	Female Komatsu Style Japanese Metric Swivel - 45° Bent Tube	G25911-0404	H55
Code 61 O-Ring Flange - 60° Bent Tube	G25309-1212	H34	Female Komatsu Style Japanese Metric Swivel - 90° Bent Tube	G25913-0404	H55
Code 61 O-Ring Flange - 67½° Bent Tube	G25311-1212	H35	Female Japanese Industrial Standard Swivel	G25930-0404	H56
Code 61 O-Ring Flange - 90° Bent Tube	G25315-0808	H35			
			Power Crimp Couplings		
			Power Crimp® Couplings		
			Male Pipe (NPTF - 30° Cone Seat) - Stainless Steel	85200	I1
			Female JIC 37° Flare Swivel - Stainless Steel	85208	I1
			Dual Seat Female JIC 37°/SAE 45° Flare Swivel - Stainless Steel	85206	I2
			Female SAE 45° Flare Swivel - Stainless Steel	85207	I2
			Power Crimp® One Non-Skive Ferrules - Stainless Steel	85027	I2



TYPE	DESCRIPTION (EXAMPLE)	PAGE	TYPE	DESCRIPTION (EXAMPLE)	PAGE
Male Pipe (NPTF - 30° Cone Seat)	80001	13	Male JIC 37° Flare	G42165-0404	K1
Male Pipe (NPTF - 30° Cone Seat) - Long Hex	81258	14	Female JIC 37° Flare Swivel	G42170-0404	K2
Male Pipe (NPTF - 30° Cone Seat) - Brass	80165	14	Female JIC 37° Flare Swivel - 45° Short Bent Tube	G42174-0404	K2
Male Pipe Swivel (NPTF - Without 30° Cone Seat)	80031	14	Female JIC 37° Flare Swivel - 90° Short Bent Tube	G42179-0404	K3
Female Pipe (NPTF - Without 30° Cone Seat)	80061	15	Female JIC 37° Flare Swivel - 90° Long Bent Tube	G42181-0404	K3
Male JIC 37° Flare	80181	15	GL Couplings		
Female JIC 37° Flare Swivel	80131	15	Male Pipe (NPTF - 30° Cone Seat)	G43100-1212	K4
Female JIC 45° Flare Swivel	83105	16	Male Pipe Swivel (NPTF - Without 30° Cone Seat)	G43105-1212	K4
Female JIC 37° Flare Swivel - 90° Bent Tube	83125	16	Female JIC 37° Flare Swivel	G43170-1212	K5
SAE Male Inverted Swivel	83301	17	Female JIC 37° Flare Swivel - 90° Short Bent Tube	G43179-1212	K5
SAE Male Inverted Swivel - 45° Bent Tube	83302	17	Female JIC 37° Flare Swivel - 90° Medium Bent Tube	G43180-2020	K6
SAE Male Inverted Swivel - 90° Bent Tube	83303	17	Female JIC 37° Flare Swivel - 90° Long Bent Tube	G43181-2420	K6
Female SAE 45° Flare Swivel	80168	18	Female Flat-Face Swivel	G43230-1212	K7
Female Flat-Face O-Ring Swivel	83603	18	Female Flat-Face Swivel - 45° Short Bent Tube	G43234-1212	K7
Female Flat-Face O-Ring Swivel - 45° Bent Tube	83058	19	Female Flat-Face Swivel - 90° Short Bent Tube	G43239-1212	K8
Code 61 O-Ring Flange	80300	19	Female Flat-Face Swivel - 90° Medium Bent Tube	G43240-1212	K8
Code 61 O-Ring Flange - 22½° Bent Tube	80335	19	Code 61 O-Ring Flange	G43300-1212	K9
Code 61 O-Ring Flange - 30° Bent Tube	80345	110	Code 61 O-Ring Flange - 22° Bent Tube	G43302-2424	K9
Code 61 O-Ring Flange - 60° Bent Tube	80363	110	Code 61 O-Ring Flange - 30° Medium Bent Tube	G43304-1212	K10
Code 61 O-Ring Flange - 67½° Bent Tube	80373	110	Code 61 O-Ring Flange - 45° Short Bent Tube	G43306-1616	K10
Code 61 O-Ring Flange - 90° Bent Tube	80385	111	Code 61 O-Ring Flange - 45° Medium Bent Tube	G43307-1212	K11
Female Braze-On Stems	80410	111	Code 61 O-Ring Flange - 60° Short Bent Tube	G43308-2020	K11
Female DIN 24° Cone Swivel - Light Series	83709	112	Code 61 O-Ring Flange - 60° Medium Bent Tube	G43309-1212	K12
Female Komatsu Style Japanese Metric Swivel	80239	112	Code 61 O-Ring Flange - 67½° Short Bent Tube	G43311-3232	K12
Hose Length Extender	80179	112	Code 61 O-Ring Flange - 90° Short Bent Tube	G43314-1216	K13
Male Special Grease Fitting	80120	113	Code 61 O-Ring Flange - 90° Medium Bent Tube	G43315-1212	K13
Power Crimp® Two Ferrules (Steel) - PC2F Series	80415	113	GLX Couplings		
Power Crimp® One Non-Skive Ferrules (Steel) - PC1FS Series	80481	114	GLX® Couplings		
Field Attachable G1 & G2 Couplings			GLX® - Male Pipe (NPTF 30° Cone Seat)	G44100-0402	L1
Field Attachable 'Type T' for G1 Hose (1-Wire)			GLX® - FP Female NPTF Swivel	G44110-0404	L1
Male Pipe (NPTF - 30° Cone Seat)	G27100-0402	J1	GLX® - FPX Female NPSM Swivel	G44111-0404	L1
Male Pipe Swivel (NPTF - Without 30° Cone Seat)	G27105-0404	J1	GLX® - FSX 45° SAE Female Swivel	G44200-0404	L2
Male O-Ring Boss	G27120-0606	J2	GLX® - Female JIC 37° Flare Swivel	G44170-0404	L2
Male JIC 37° Flare	G27165-0606	J2	GLX® - MPX Male NPTF Swivel	G44105-0404	L2
Female JIC 37° Flare Swivel	G27170-0404	J2	GLX® - MS 45° SAE Male Solid	G44195-0404	L3
Female JIC 37° Flare Swivel - 45° Bent Tube	G27175-0404	J3	PolarSeal Couplings		
Female JIC 37° Flare Swivel - 90° Bent Tube	G27180-0404	J3	PolarSeal® Couplings		
Field Attachable 'Type T' for G2 Hose (2-Wire)			Male SAE 45° Flare - Aluminum	G45195-0606	M1
Male Pipe (NPTF - 30° Cone Seat)	G28100-0402	J4	Male SAE 45° Flare - 45° Bent Tube - Aluminum	G45196-0606	M1
Male Pipe Swivel (NPTF - Without 30° Cone Seat)	G28105-0404	J4	Male SAE 45° Flare - 90° Bent Tube - Aluminum	G45197-0606	M2
Male O-Ring Boss	G28120-0606	J5	Female SAE 45° Flare Swivel - Aluminum	G45200-0606	M2
Male JIC 37° Flare	G28165-0606	J5	Female SAE 45° Flare Swivel - Steel	G45200-0606S	M3
Female JIC 37° Flare Swivel	G28170-0404	J5	Female SAE 45° Flare Swivel - 45° Bent Tube - Aluminum	G45202-0606	M3
Female JIC 37° Flare Swivel - 45° Bent Tube	G28175-0404	J6	Female SAE 45° Flare Swivel - 90° Bent Tube - Aluminum	G45205-0606	M4
Female JIC 37° Flare Swivel - 90° Bent Tube	G28180-0404	J6	Low Pressure Couplings		
Female Flat-Face O-Ring Swivel	G28230-0404	J7	GLP Couplings		
Female Flat-Face O-Ring Swivel - 45° Bent Tube	G28234-0404	J7	Male Pipe (NPTF - 30° Cone Seat)	G42100-0404	K1
Female Flat-Face O-Ring Swivel - 90° Bent Tube	G28239-0404	J8			



Index

TYPE	DESCRIPTION (EXAMPLE)	PAGE	TYPE	DESCRIPTION (EXAMPLE)	PAGE
Female SAE 45° Flare Swivel - 90° Bent Tube - Steel	G45205-0606S	M4	Female SAE Tube O-Ring Nut Swivel with R134a Service Port - 90° Bent Tube - Steel	G45589-0606	M22
Male SAE Flareless Assembly - Aluminum	G45510-0606	M5	Female SAE Tube Dual O-Ring Nut - Aluminum	G45604-0808	M22
Male SAE Flareless Assembly - 90° Block - Aluminum	G45511-0606	M5	Female SAE Tube Dual O-Ring Nut - 45° Bent Tube - Aluminum	G45605-0808	M23
Male Metric Flareless Assembly - Aluminum	G45935-0608	M6	Female SAE Tube Dual O-Ring Nut - 90° Bent Tube - Aluminum	G45606-0808	M23
Female Flareless Nut - Aluminum	G46050-0006	M6	Female SAE Tube O-Ring Metric Nut Swivel - Aluminum	G45593-0616	M24
Female Braze-On Stems - Aluminum	G45527-0606	M6	Female SAE Tube O-Ring Metric Nut Swivel - 45° Bent Tube - Aluminum	G45594-0614	M24
Female Braze-On Stems - Steel	G45527-0606S	M7	Female SAE Tube O-Ring Metric Nut Swivel - 90° Bent Tube - Aluminum	G45595-0616	M25
Hose Length Extender - Aluminum	G45535-0606	M7	Female SAE Tube Dual O-Ring Metric Nut - Aluminum	G45607-0824	M25
Hose Length Extender - 90° Bent Tube - Aluminum	G45537-0606	M8	Female SAE Tube Dual O-Ring Metric Nut - 45° Bent Tube - Aluminum	G45608-0824	M26
Hose Length Extender - 180° Bent Tube - Aluminum	G45541-0606	M8	Female SAE Tube Dual O-Ring Metric Nut - 90° Bent Tube - Aluminum	G45609-0824	M26
Hose Length Extender - Tee - Aluminum	G45539-0606	M9	Compressor Female SAE Tube O-Ring Nut Swivel - 90° Bent Tube - Steel	G45958-0810S	M27
Hose Length Extender with Sight Glass - Aluminum	G45538-0606	M9	Compressor Female SAE Tube O-Ring Nut Swivel - 90° Block - Steel	G45959-0810S	M27
Hose Splicer with R12 Thread Service Port - Aluminum	G45954-0606	M10	Compressor Female Tube O-Ring Nut with 134a Service Port - 90° Block - Steel	G45960-0810S	M28
Hose Splicer with R134a Service Port - Aluminum	G45956-0606	M10	Compressor Block - Single w/Switch or Service Port - 90° Bent Tube	G45961-0808	M28
Hose Splicer with R134a Service Port - Steel	G45956-0606S	M11	Compressor Block - Single Reverse w/Switch or Service Port - 90° Bent Tube	G45962-0808	M28
Male SAE Tube O-Ring Nut Swivel - Aluminum	G45583-0606	M11	Female Rotalok (Compressor Connection) with R134a Service Port - 90° Block - Aluminum	G45957-0816	M29
Male SAE Tube O-Ring Nut Swivel - Steel	G45583-0606S	M12	Male Inverted O-Ring - Aluminum	G45597-0606	M29
Male SAE Tube O-Ring Nut - 45° Bent Tube - Aluminum	G45584-0606	M12	Male Inverted O-Ring - Steel	G45597-0606S	M30
Male SAE Tube O-Ring Nut - 90° Bent Tube - Aluminum	G45585-0606	M13	Male Inverted O-Ring - 45° Bent Tube - Aluminum	G45598-0606	M30
Male SAE Tube O-Ring Nut - 90° Bent Tube - Steel	G45585-0606S	M13	Male Inverted O-Ring - 90° Bent Tube - Aluminum	G45599-0606	M31
Male SAE Tube O-Ring Nut Swivel with R134a Service Port - Aluminum	G45580-0606	M14	Male Inverted O-Ring Bulkhead - Aluminum	G45600-0606	M31
Male SAE Tube O-Ring Nut Swivel with R134a Service Port - 90° Bent Tube - Aluminum	G45582-1010	M14	Male Inverted O-Ring Bulkhead - 90° Bent Tube - Aluminum	G45602-0606	M32
Female SAE Tube O-Ring Nut Swivel - Aluminum	G45590-0605	M15	Male Inverted O-Ring with R134a Service Port - Aluminum	G45611-0606	M32
Female SAE Tube O-Ring Nut Swivel - Steel	G45590-0606S	M15	Male Inverted O-Ring with R134a Service Port - 90° Bent Tube - Aluminum	G45613-0606	M33
Female SAE Tube O-Ring Nut Swivel - 45° Bent Tube - Aluminum	G45591-0606	M16	Universal Tee O-Ring Splicer English Threads - Aluminum	G45614-0606	M33
Female SAE Tube O-Ring Nut Swivel - 45° Bent Tube - Steel	G45591-0606S	M16	Female (Ford) Spring Lock Tee O-Ring Splicer - Aluminum	G45947-0608	M34
Female SAE Tube O-Ring Nut Swivel - 90° Bent Tube - Aluminum	G45592-0605	M17	Female (Ford) Spring Lock Liquid Line Splicer - Aluminum	G45948-0608	M34
Female SAE Tube O-Ring Nut Swivel - 90° Bent Tube - Steel	G45592-0606S	M17	Male (Ford) Spring Lock - Aluminum	G45950-0606	M35
Female SAE Tube O-Ring Nut Swivel - 90° Block - Steel	G45596-0808S	M18	Male (Ford) Spring Lock - 45° Bent Tube - Aluminum	G45949-0606	M35
Female SAE Tube O-Ring Nut - 180° Bent Tube - Aluminum	G45610-0606	M18	Male (Ford) Spring Lock - 90° Bent Tube - Aluminum	G45951-0606	M36
Female SAE Tube O-Ring Nut Swivel with R12 Service Port - Aluminum	G45586-0606	M19	Female (Ford) Spring Lock - Aluminum	G45952-0606	M36
Female SAE Tube O-Ring Nut Swivel with R12 Service Port - 90° Bent Tube - Aluminum	G45587-0606	M19	Female (Ford) Spring Lock - 45° Bent Tube - Aluminum	G45955-0606	M37
Female SAE Tube O-Ring Nut Swivel with R134a Service Port - Aluminum	G45588-0606	M20	Female (Ford) Spring Lock - 90° Bent Tube - Aluminum	G45953-0606	M37
Female SAE Tube O-Ring Nut Swivel with R134a Service Port - Steel	G45588-0808S	M20	R12 Ferrules	83930	M38
Female SAE Tube O-Ring Nut Swivel with R134a High Pressure Service Port - Aluminum	G45688-1010	M21	Inline Orifice Tube	G46010-1072	M38
Female SAE Tube O-Ring Nut Swivel with R134a Service Port - 90° Bent Tube - Aluminum	G45589-0606	M21	O-Rings for PolarSeal® Couplings	G46098-0006	M38
			Female Flareless Sleeve	G46051-0006	M39
			Metric Female Flareless Sleeve	G46052-0008	M39

TYPE	DESCRIPTION (EXAMPLE)	PAGE	TYPE	DESCRIPTION (EXAMPLE)	PAGE
Accumulator/Compressor Sealing Washer Valve Core	G46092-0010	M40	Female Pipe NPTF - Tee	G60181-0202	P10
Valve Cap for R12 Service Port	G46093-0000	M40	Female Pipe NPTF on Run to Male Pipe NPTF - Tee	G60183-0202	P11
Red High Side Cap R134a Port	G46094-0004	M40	Female Pipe Swivel NPSM - Tee	G60184-0202	P11
Blue Low Side Cap R314a Port	G46095-0008	M41	Female Pipe Swivel NPSM on Run to Male Pipe NPTF - Tee	G60186-0202	P12
O-Ring for Switch	G46096-0008	M41	Male O-Ring Boss Plug	G60250-0002	P12
O-Ring for Ford Spring Lock	G46097-0006	M41	Male O-Ring Boss to Female JIC 37° Flare Swivel	G60320-0606	P13
	G46099-0006	M42	Male O-Ring Boss to Female Pipe NPTF	G60275-0302	P13
			Male O-Ring Boss to Female Pipe Swivel NPSM	G60285-0402	P14
Power Steering			Male O-Ring Boss to Female Pipe Swivel NPSM - 45°	G60287-0402	P15
Power Steering Couplings			Male O-Ring Boss to Female Pipe Swivel NPSM - 90°	G60289-0402	P15
SAE Male Flareless (includes Sleeve and Nut)	G50510-0604	N1	Female O-Ring Boss to Male Pipe NPTF	G60291-0402	P16
SAE Metric Male Flareless (includes Sleeve and Nut)	G50510-0610	N1	Male O-Ring Boss to Male JIC 37° Flare	G60301-0202	P17
			Male O-Ring Boss to Male JIC 37° Flare - 45°	G60308-0404	P18
PCTS Thermoplastic Couplings			Male O-Ring Boss to Male JIC 37° Flare - 90°	G60312-0202	P19
PCTS Thermoplastic Couplings (One-Piece)			Male JIC 37° Flare on Run to Male O-Ring Boss - Tee	G60350-0404	P20
Male Pipe (NPTF - 30° Cone Seat)	G51100-0202	01	Male O-Ring Boss to Male JIC 37° Flare to Male JIC 37° Flare - Tee	G60352-0404	P21
Male Pipe Swivel (NPTF - Without 30° Cone Seat)	G51105-0202	01	Female JIC 37° Flare Cap	G60401-0002	P21
Male Pipe Swivel - 90° Block (NPTF - Without 30° Cone Seat)	G51106-0404	02	Male JIC 37° Flare Plug	G60402-0003	P22
Female Pipe (NPTF - Without 30° Cone Seat)	G51110-0606	02	Male JIC 37° Flare to Female Braze - On	G60405-0404	P22
Female Pipe Swivel (NPTF - 30° Cone Seat)	G51111-0404	03	Male JIC 37° Flare to Male JIC 37° Flare	G60410-0202	P23
Male O-Ring Boss	G51120-0406	03	Male JIC 37° Flare to Male JIC 37° Flare - 90°	G60417-0202	P24
Male O-Ring Boss Swivel	G51121-0606	03	Male JIC 37° Flare to Female JIC 37° Flare	G60420-0406	P24
Male JIC 37° Flare	G51165-0404	04	Male JIC 37° Flare to Female JIC 37° Flare Swivel - 45°	G60424-0404	P25
Female JIC 37° Flare Swivel	G51170-0203	04	Male JIC 37° Flare to Female JIC 37° Flare Swivel - 90°	G60422-0404	P26
Female JIC 37° Flare Swivel - 45° Bent Tube	G51175-0404	05	Male JIC 37° Flare to Male JIC 37° Flare Bulkhead	G60445-0303	P26
Female JIC 37° Flare Swivel - 90° Bent Tube	G51179-0304	05	Male JIC 37° Flare to Male JIC 37° Flare Bulkhead - 45°	G60446-0404	P27
Female SAE 45° Flare Swivel	G51200-0606	06	Male JIC 37° Flare to Male JIC 37° Flare Bulkhead - 90°	G60447-0303	P27
Dual Seat Female JIC 37°/SAE 45° Flare Swivel - 45° Bent Tube	G51210-0204	06	Male JIC 37° Flare Tee	G60469-0202	P28
Female Flat-Face Swivel	G51230-0404	07	Male JIC 37° Flare on Run to Female JIC 37° Flare Swivel - Tee	G60470-0404	P28
Female Flat-Face Swivel - 45° Bent Tube	G51235-0404	07	Male JIC 37° Flare on Run to Male JIC 37° Flare Bulkhead - Tee	G60471-0404	P29
Female Flat-Face Swivel - 90° Bent Tube	G51241-0404	07	Male JIC 37° Flare to Male JIC 37° Flare Bulkhead to Male JIC 37° Flare - Tee	G60472-0404	P30
Female Japanese Industrial Standard Swivel	G51930-0404	08	Male JIC 37° Flare to Female JIC 37° Flare Swivel to Male JIC 37° Flare - Tee	G60473-0404	P30
			Male JIC 37° Flare to Male Pipe NPTF	G60490-0202	P31
			Male JIC 37° Flare to Male Pipe NPTF - 45°	G60497-0202	P32
Adapters			Male JIC 37° Flare to Male Pipe NPTF - 90°	G60499-0202	P33
SAE to SAE			Male JIC 37° Flare to Female Pipe NPTF	G60510-0202	P34
Male Pipe NPTF Plug	G60102-0002	P1	Male JIC 37° Flare to Female Pipe NPTF - 90°	G60514-0402	P35
Male Pipe NPTF to Male Pipe NPTF	G60110-0202	P1	Female JIC 37° Flare Swivel to Male Pipe NPTF	G60520-0402	P36
Male Pipe NPTF to Male Pipe NPTF - 90°	G60115-0202	P2	Female JIC 37° Flare Swivel to Male Pipe NPTF - 90°	G60524-0402	P36
Male Pipe NPTF to Female Pipe NPTF Reducer Bushing - Short	G60130-0402	P2	Female JIC 37° Flare Swivel to Female Pipe NPTF	G60530-0402	P37
Male Pipe NPTF to Female Pipe NPTF Increasing Bushing - Long	G60132-0204	P3	Male JIC 37° Flare Bulkhead to Male Pipe NPTF	G60541-0402	P37
Male Pipe NPTF to Female Pipe NPTF - 90°	G60136-0202	P4			
Male Pipe NPTF to Female Pipe Swivel NPSM	G60140-0202	P5			
Male Pipe NPTF to Female Pipe Swivel NPSM - 45°	G60142-0202	P5			
Male Pipe NPTF to Female Pipe Swivel NPSM - 90°	G60144-0202	P6			
Female Pipe NPTF to Female Pipe NPTF	G60152-0202	P7			
Female Pipe NPTF to Female Pipe NPTF - 90°	G60156-0202	P8			
Female Pipe NPTF to Female Pipe Swivel NPSM	G60160-0202	P8			
Female Pipe NPTF to Female Pipe Swivel NPSM - 45°	G60162-0202	P9			
Female Pipe NPTF to Female Pipe Swivel NPSM - 90°	G60164-0202	P10			



TYPE	DESCRIPTION (EXAMPLE)	PAGE	TYPE	DESCRIPTION (EXAMPLE)	PAGE
Male JIC 37° Flare on Run to Male Pipe NPTF - Tee	G60551-0302	P38	British to SAE		
Female Flat-Face O-Ring Cap	G60701-0004	P38	British Male Standard Pipe Tapered Thread to Male JIC 37° Flare	G62150-0204	P57
Male Flat-Face O-Ring Plug	G60702-0004	P39	British Male Standard Pipe Tapered Thread to Male JIC 37° Flare - 45°	G62153-0204	P58
Male Flat-Face O-Ring to Male Flat-Face O-Ring	G60705-0404	P39	British Male Standard Pipe Tapered Thread to Male JIC 37° Flare - 90°	G62155-0204	P58
Male Flat-Face O-Ring to Male Flat-Face O-Ring - 90°	G60712-0404	P40	British Male Standard Pipe Parallel to Male Pipe NPTF	G62200-0202	P59
Male Flat-Face O-Ring to Female Flat-Face Swivel - 90°	G60724-0404	P40	British Male Standard Pipe Parallel to Female Pipe NPTF	G62220-0202	P59
Male Flat-Face O-Ring Tee	G60740-0404	P40	British Male Standard Pipe Parallel to Male JIC 37° Flare	G62300-0204	P60
Male Flat-Face O-Ring on Run to Female Flat-Face Swivel - Tee	G60742-0404	P41	British Male Standard Pipe Parallel to Male JIC 37° Flare - 45°	G62305-0204	P61
Male Flat-Face O-Ring to Female Flat-Face O-Ring to Male Flat-Face O-Ring - Tee	G60744-0404	P41	British Male Standard Pipe Parallel to Male JIC 37° Flare - 90°	G62310-0204	P62
Male Flat-Face O-Ring to Male Pipe NPTF	G60770-0402	P42	British Male Standard Pipe Parallel to Female JIC 37° Flare Swivel	G62320-0204	P62
Male Flat-Face O-Ring to Female JIC 37° Flare Swivel	G60785-0404	P42	British Male Standard Pipe Parallel with O-Ring to Male JIC 37° Flare	G62450-0204	P63
Male Flat-Face O-Ring to Male O-Ring Boss	G60800-0404	P43	British Male Standard Pipe Parallel with O-Ring to Male JIC 37° Flare - 90°	G62460-0606	P64
Male Flat-Face O-Ring to Male O-Ring Boss - 45°	G60805-0404	P44	British Male Standard Pipe Parallel with O-Ring to Male Flat-Face O-Ring	G62470-0204	P64
Male Flat-Face O-Ring to Male O-Ring Boss - 90°	G60810-0404	P44	British Male Standard Pipe Parallel with O-Ring to Male Flat-Face O-Ring - Long	G62471-0608	P65
Male Flat-Face O-Ring to Male O-Ring Boss - 90° Long Drop	G60811-0404	P45	British Male Standard Pipe Parallel with O-Ring to Male Flat-Face O-Ring - 45°	G62473-0204	P65
Male Flat-Face O-Ring on Run to Male O-Ring Boss - Tee	G60820-0404	P45	British Male Standard Pipe Parallel with O-Ring to Male Flat-Face O-Ring - 90°	G62475-0204	P66
Male Flat-Face O-Ring to Male O-Ring Boss to Male Flat-Face O-Ring - Tee	G60821-0404	P46	Female British Standard Pipe Parallel to Male Pipe NPTF	G62500-0202	P66
Male Flat-Face O-Ring to Male Flat-Face "O" Bulkhead - Tee	G60748-0808	P46	Female British Standard Pipe Parallel to Female Pipe NPTF	G62520-0404	P67
Female Flat-Face Swivel to Male JIC 37° Flare	G60880-0404	P47	Female British Standard Pipe Parallel to Male JIC 37° Flare	G62550-0204	P67
SAE to SAE - High Pressure			Female British Standard Pipe Parallel Swivel to Male Pipe NPTF - 90°	G62605-0202	P68
Code 61 O-Ring Flange Cap	G60897-0012	P48	Female British Flat-Face O-Ring to Male JIC 37° Flare	G62801-0606	P68
Code 61 O-Ring Flange to Male JIC 37° Flare	G60900-0808	P48	Female British Standard Pipe Parallel Swivel to Female JIC 37° Flare Swivel	G62660-0404	P69
Code 61 O-Ring Flange to Male JIC 37° Flare - High Pressure	G60901-1212	P48	Female British Standard Pipe Parallel Swivel to Male JIC 37° Flare	G62650-0204	P69
Code 61 O-Ring Flange to Male JIC 37° Flare - 45°	G60905-0808	P49	Metric Conversion		
Code 61 O-Ring Flange to Male JIC 37° Flare - 45° - High Pressure	G60906-1212	P49	Male Metric O-Ring Plug	G63099-0012	P71
Code 61 O-Ring Flange to Male JIC 37° Flare - 90°	G60910-0808	P50	Male Metric with O-Ring to Female Pipe NPTF	G63120-1002	P71
Code 61 O-Ring Flange to Male JIC 37° Flare - 90° - High Pressure	G60911-1212	P50	Male Metric with O-Ring to Male JIC 37° Flare	G63150-1004	P72
Code 61 O-Ring Flange to Male Flat-Face O-Ring - High Pressure	G60915-1212	P51	Male Metric with O-Ring to Male JIC 37° Flare - 90°	G63160-1004	P72
Code 61 O-Ring Flange to Male Flat-Face O-Ring 45° - High Pressure	G60920-1212	P51	Male DIN 24° Cone - Light Series to Male JIC 37° Flare	G63350-0604	P73
Code 61 O-Ring Flange to Male Flat-Face O-Ring 90° - High Pressure	G60925-1212	P52	Female DIN 24° Cone Swivel - Light Series to Male JIC 37° Flare	G63450-0604	P74
Code 62 O-Ring Flange Cap	G60927-0012	P52	Male DIN 24° Cone - Heavy Series to Male JIC 37° Flare	G63650-0604	P74
Flange Half Sets (Code 62 - SAE J518)	G60929-0008	P53	Female DIN 24° Cone Swivel - Heavy Series to Male JIC 37° Flare	G63750-1004	P75
Code 62 O-Ring Flange Heavy to Male JIC 37° Flare - (6,000 psi)	G60930-1212	P53	Male Kobelco Plug	G63980-0022	P75
Code 62 O-Ring Flange Heavy to Male JIC 37° Flare 45° - (6,000 psi)	G60935-1212	P54	Male Kobelco to Male JIC 37° Flare	G63990-2212	P76
Code 62 O-Ring Flange Heavy to Male JIC 37° Flare 90° - (6,000 psi)	G60940-1212	P54	International to International		
Code 62 O-Ring Flange Heavy to Male Flat-Face O-Ring - (6,000 psi)	G60945-1212	P55	British Bonded Seal	G64075-0002	P77
Code 62 O-Ring Flange Heavy to Male Flat-Face O-Ring 45° - (6,000 psi)	G60950-1212	P55	Male British Standard Pipe Parallel with O-Ring Plug	G64094-0002	P77
Code 62 O-Ring Flange Heavy to Male Flat-Face O-Ring 90° - (6,000 psi)	G60955-1212	P56	Female British Standard Pipe Parallel Cap	G64097-0002	P77



TYPE	DESCRIPTION (EXAMPLE)	PAGE	TYPE	DESCRIPTION (EXAMPLE)	PAGE
Male British Standard Pipe Tapered Thread Plug	G64098-0002	P78	O-Rings for DIN Light & Heavy Series (MegaCrimp® and GlobalSpiral™ Couplings)	G64781-0006	Q17
Male British Standard Pipe Parallel Plug	G64099-0002	P78			
Male British Standard Pipe Parallel to Female British Standard Pipe Parallel Swivel	G64350-0202	P79	Tube Nuts and Sleeves		
Metric Bonded Seal	G64775-0006	P80	Tube Sleeve Nut	G60395-0002	Q18
Male Metric Plug	G64790-0008	P80	Tube Sleeve	G60394-0003	Q18
Male DIN 24° Cone - Light Series Plug	G64792-0006	P81	Female Flareless Nut	G60050-0004	Q19
Female DIN 24° Cone - Light Series Cap	G64793-0006	P81	Female Flareless Sleeve	G60051-0004	Q19
Male DIN 24° Cone - Heavy Series Plug	G64794-0008	P81	Locknuts for Bulkhead Fittings	G60399-0004	Q19
Female DIN 24° Cone - Heavy Series Cap	G64795-0008	P82	Metric Bite Nut	G64789-0006	Q20
			Metric Bite Sleeve	G64787-0006	Q20
Japanese Conversion			Quick Disconnect Couplers		
Male Japanese Industrial Standard Plug	G65099-0004	P83	Quick Disconnect Couplers		
Female Japanese Industrial Standard Cap	G65097-0004	P83	Male Ball Valve to Female Pipe	G94011-0404	R1
Female Japanese Industrial Standard to Male JIC 37° Flare	G65100-0404	P83	Male Ball Valve to Female O-Ring Boss	G94012-0808	R1
Female Komatsu Cap	G65597-0004	P84	Female Ball Valve To Female Pipe	G94021-0404	R1
Male Komatsu Plug	G65599-0004	P84	Female Ball Valve To Female O-Ring Boss	G94022-0808	R2
Female Komatsu to Male JIC 37° Flare	G65600-0404	P85	O-Ring	G94025-0004	R2
Male Komatsu to Male Komatsu	G65700-0404	P85	QD Plug/Cap Combination	G94081-0004	R2
Male Komatsu to Male JIC 37° Flare	G65750-0404	P85	Male Poppet Valve to Female Pipe	G94111-0404	R3
Male Komatsu to Female Komatsu - 90°	G65800-0404	P86	Female Poppet Valve to Female Pipe	G94121-0404	R3
Male Komatsu to Female Komatsu to Male Komatsu - Tee	G65950-0404	P86	Male Ball Valve to Female Pipe	G94211-0808	R3
			Male Ball Valve to Female O-Ring Boss	G94212-0808	R4
			Female Ball Valve to Female Pipe	G94221-0808	R4
			Male Tip - Ball Valve to Female Pipe	G94311-0808	R4
			Male Tip - Ball Valve to Female Pipe	G94411-0808	R5
			Male Poppet Valve to Female Pipe	G94511-0404	R5
			Female Poppet Valve to Female Pipe	G94521-0404	R5
			Backup Ring	G94526-0004	R6
			O-Ring	G94525-0004	R6
			QD Plug/Cap Combination	G94581-0004	R7
			Male Flush Face Valve to Female O-Ring Boss	G94912-0404	R7
			Male Flush Face Valve to Female Pipe	G94911-0404	R8
			Female Flush Face Valve to Female O-Ring Boss	G94922-0404	R8
			Male Flush Face Valve to Female British Pipe Parallel	G94915-0404	R8
			Male Flush Face Valve to JIC 37° Flare Bulkhead	G94913-0810	R9
			Female Flush Face Valve to Female Pipe	G94921-0404	R9
			Female Flush Face to JIC 37° Flare Bulkhead	G94923-0810	R9
			Female Flush Face Valve to Female British Pipe Parallel	G94925-0808	R10
			Dust Plug/Cap	G94981-0004	R10
			Male Flush Face Valve	G95011-0604	R10
			Female Flush Face Valve	G95021-0604	R11
			QD Plug/Cap Combination	G95081-0006	R11
			Female (Brass) - Wing Nut (Cast Iron)	G95121-1212	R12
			Male (Brass) - Less Flange	G95111-1212	R12
			Dust Cap	G95190-0012	R12
			Dust Plug	G95180-0012	R13
			Male Acme Flat Threads to Female Pipe	G95211-1212	R13
			Female Wing Nut to Female Pipe	G95221-1212	R14
			Dust Cap	G95290-0012	R14
			Dust Plug	G95280-0012	R15
			Male Poppet Valve to Female Pipe	G95311-0606	R15
			Female Screw to Connect to Female Pipe	G95321-0606	R15
			Male Poppet Valve to Female Pipe	G95611-0404	R16
			Female Poppet Valve to Female Pipe	G95621-0404	R16
			QD Plug/Cap Combination	G95681-0004	R16
			O-Ring	G95625-0004	R17
			Backup Ring	G95626-0004	R17
			John Deere Old Style to ISO Style	G95961-0808	R17
			ISO Style to John Deere Old Style	G95962-0808	R18
			Int'l Harvester to John Deere Old Style	G95963-0808	R18
			Int'l Harvester Old Style to ISO Style	G95964-0808	R18
Accessories					
Hose Guards					
Plated Wire Spring Guards	G83801-0018	Q1			
Plated Flat Armor Spring Guards	G82801-0027	Q1			
Plastic Protective Coil Sleeves	G81900-0022	Q2			
PolySleeve™ High Density Polyethylene Hose Wrap - Yellow	G80902-0006	Q3			
PolySleeve™ High Density Polyethylene Hose Wrap - Black	G80901-0006	Q4			
Nylon Protective Sleeve					
LifeGuard™	G81102-0014	Q5			
Nylon Protective Sleeve	G81801-0014	Q5			
HeatGuard®					
HeatGuard® Protective Sheathing	G81100-0004	Q7			
HeatGuard® High-Temp Protective Sheathing	G81101-0024	Q8			
Gates OE-Style Clamp Collars					
Clamp Collars	G52000-0210	Q9			
Clamp Collars	78297	Q9			
Clamp Collars	78941	Q9			
Clamp Collars	78590	Q9			
Vinyl Bend Restrictor					
Vinyl Bend Restrictor - Red	G80705-0206	Q10			
Vinyl Bend Restrictor - Black	G80700-0204	Q10			
Flange Fittings					
Flange Half Sets (Code 61 - SAE J518)	G60899-0008	Q12			
Flange Half Sets (Code 62 - SAE J518)	G60929-0008	Q12			
Caterpillar-Style Flange Half Sets	G60959-0012	Q13			
Code 61 Flange Cap	G60897-0012	Q13			
Code 62 Flange Cap	G60927-0012	Q13			
O-Rings					
O-Rings for Code 61, Code 62, and Caterpillar-Style Flange Fittings	G60898-0008	Q15			
O-Rings for Straight Thread Boss Fittings	G60248-0003	Q15			
O-Rings for Flat-Face Fittings	G60698-0004	Q16			
O-Rings for British Standard Parallel Pipe (BSPP Couplings)	G64095-0004	Q16			
O-Rings for DIN Heavy Series (PC, PCM & PCS Couplings)	G64782-0008	Q17			

Getting the Best Service Life from Gates Hydraulic Hose and Assemblies

How long will a hydraulic hose assembly last? It depends on how it's used. This catalog and other Gates literature show the recommended limits for our assemblies (and also the hoses and couplings used to make assemblies). These limits include installation, maintenance, and conditions of use. These limits **MUST** be followed or the assembly can fail resulting in personal injury or property damage. If you do not have this important information, you can get it at no cost from your local Gates distributor or Gates field representative.

Hose assemblies in use should be inspected regularly for leaks, kinks, cover blisters, gouges, abrasion and other damage. Damaged or worn assemblies must be replaced immediately. You can increase assembly life if you do the following:

Hose Assembly Installation¹ – Hydraulic hose assembly installations should comply with hydraulic hose routing and plumbing standards per SAE J1273 for the proper application of hose assemblies. SAE J1273 recommended practices can be found in this catalog.

Working Pressure – The hydraulic system pressure should not exceed the rated working pressure of the hose. Pressure surges or peaks exceeding the rated working pressure are destructive and must be taken into account when selecting a hose.

Minimum Burst Pressure – Burst pressures are pressures referred to in this catalog which were intended for destructive testing purposes and for design safety factors only.

Temperature Range² – Do not expose hose to internal or external temperatures exceeding the recommended limits. Consult additional technical data when hydraulic fluids contain emulsions or solutions. The fluid manufacturer's recommended maximum operating temperature for any given fluid must not be exceeded, regardless of hose temperature range.

Fluid Compatibility – The hydraulic assembly (tube, cover, reinforcement and couplings) must be fluid compatible. The correct hose must be used because phosphate ester and petroleum-based hydraulic fluids have drastically different chemical characteristics. Many hoses are compatible with one or the other, but not all fluids. For example, Gates G2XH, MegaTech[®] and C5D hoses are capable of handling phosphate ester and petroleum-based hydraulic fluids.

Minimum Bend Radius – Do not bend or flex hose to a radius smaller than the minimum recommended and do not subject hose to tension or torque. This can place excessive stress on the reinforcement and severely reduce the ability of the hose to withstand pressure.

Hose Size – Hose size (inside diameter) must be capable of handling the required flow volume. Too small an I.D. for a given volume of flow results in excessive fluid pressure and heat generation which can result in tube damage.

Hose Routing – Restrain, protect or guide hose, with clamps if necessary, to minimize the risk of damage due to excessive flexing, whipping or contacting other moving parts or corrosives. Determine hose lengths and configurations that protect from abrasion, snagging or kinking and provide leak-resistant connections.

Hose Length – Correct hose length should include considerations for length changes under pressure, machine vibration and motion, and hose assembly routing.

Hose Applications – Select the proper hose for the application. Suction applications (Gates GMV or G4H) and special fluid or high temperature capabilities are among the applications requiring particular consideration and a specific hose. When additional information is required, contact your local Gates representative.

NOTE: Do not use Gates hydraulic hose in place of permanent piping.

Hose Shelf Life

Storage environment, along with rubber materials can vary the shelf life limit. Shelf life is difficult to quantify as many variables affect the hose.

Proper storage precautions can result in three to five years shelf life. Beyond this time there can be a significant service life decrease,

depending on storage environment variables. Some variables include: Hose should be stored in a cool, dry area never exceeding +100°F (+38°C). If stored below freezing, pre-warming may be required prior to handling, testing and placing into service.

Store hose in original container. Never stack hose too high, as its weight can crush hose at the bottom of the stack.

Gates recommends hose in extended storage be visually inspected and tested prior to use. Hose judged marginal should be replaced to avoid potential failure, property damage or bodily injury. Store hose on a first-in/first-out basis. Unusually long storage, or poor storage environment can deteriorate hose, reduce performance and may lead to premature failure.

¹SAE provides helpful video and print information that supplements this summary. Contact SAE at 1-877-606-7323 or at www.sae.org.

²Actual service life at temperatures approaching the recommended limit will depend on the particular application and the fluid being used in the hose. Intermittent (up to 10 percent of operating time) refers to momentary temperature surges. Detrimental effects increase with increased exposure to elevated temperatures.

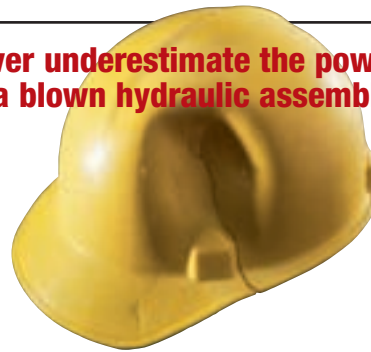
WARNING



Serious injury, death and destruction of property can result from rupture or blow-apart of a hydraulic hose assembly that is:

- **Damaged or worn out**
- **Assembled or installed incorrectly**

Never underestimate the power of a blown hydraulic assembly.



1. Receive hands-on training with Gates recommended equipment.
2. Follow current Gates **operating manual and crimp data**.
3. Use **only new (unused)** Gates recommended hose and couplings with Gates crimpers.
4. Wear safety glasses.

Select and Install Assemblies with Care

1. **Select proper hose assemblies for the application.** Many factors and conditions affecting the inside and outside diameter of the hose must be taken into account.
2. Hose assembly routing **must not** create an injury hazard or damage hose. Refer to the standards, regulations and directories that apply in the countries where the equipment is sold and used.
3. Select hydraulic components so that the application's temperature, pressure and bend radius **do not exceed** recommended component limits.

4. Hose **must not** be stretched, kinked, crushed or twisted during installation or use. Hose **must not** be bent to less than the minimum bend radius.
5. Use **only** TH7NC, TH8NC and TH18NC hose for **non-conductive** applications. For instance: cherry pickers. All other Gates hoses are electrically conductive.

6. **DO NOT USE HYDRAULIC HOSE TO TRANSMIT HIGH PRESSURE GASES OR STEAM. NOTE ANY PRESSURE ABOVE 500 PSI.**

Follow Good Maintenance Practices

1. **Establish a program** of inspection, testing and replacement of hose assemblies from factors including:
 - Severity of application.
 - Frequency of equipment use.
 - Past performance of hose assemblies.
2. **Only** properly trained persons should inspect, test or service hose assemblies. Update training periodically.
3. **Document** maintenance, inspections and testing.



4. AVOID FLUID INJECTION INJURIES

- **Fluid under pressure can cause serious injury.** It can be almost invisible escaping from a pinhole and it can pierce the skin into the body.
 - Do not touch a pressurized hydraulic hose assembly with any part of your body.
 - If fluid punctures the skin, **even if no pain is felt, a serious emergency exists.** Obtain medical assistance immediately. **Failure to do so can result in loss of the injured body part or death.**
5. Stay out of hazardous areas while testing hose assemblies under pressure. **Use proper safety protection.**

Other Safety Information

Many factors affect the selection, crimping, installation and maintenance of hose assemblies. This catalog, Gates Corporation, the hydraulic equipment maker and the Society of Automotive Engineers Recommended Practice SAE J1273, have useful information about selecting, crimping, installing and servicing hydraulic hose assemblies. For further

information, please contact your local Gates representative or call Gates Corporation.

Gates recommends hose and coupling combinations in this catalog only after completing extensive testing.

Evaluation of a hose and coupling combination requires considerable impulse testing and cannot be

determined by a simple burst or pressure hold test. Gates disclaims all liability for any hose assembly made in violation of Gates recommendations, procedures and current crimp data. Crimp data is updated on average every year. For the most up-to-date crimp data, visit www.gates.com/ecrimp.

The consumer's exclusive remedy with respect to any claim shall be a refund of the purchase price or replacement of the product at the option of Gates. In no event shall Gates be liable for any incidental or consequential damages whatsoever.

Seven Easy Steps For Selecting The Proper Hose

An effective way to remember hose selection criteria is to remember the word...

STAMPED

- S** = Size
- T** = Temperature
- A** = Application
- M** = Material to be conveyed
- P** = Pressure
- E** = Ends or couplings
- D** = Delivery (volume and velocity)

More information about STAMPED can be found on page C1.



It all started in 1911, at a small manufacturing shop in Denver, Colorado. But today, Gates Corporation is a global company with manufacturing facilities on five continents.

In March 2005, Gates opened the new 87,400 square-foot Gates Customer Solutions Center that sits on a 10-acre site in Denver, Colorado. Designed to include space for technology development, customer engagement and training, the center includes secure vehicle testing bays for mobile-equipment manufacturer application testing and development.

The training area includes hands-on training for customers and Gates associates in hose assembly, fluid contamination control, mobile equipment plumbing and fluid power circuitry. A video conferencing center allows live meetings to be conducted among Gates customers

and associates around the world. The center employs about 60 engineers, technicians and scientists.

Our global manufacturing processes allow any of our customers — regardless of where they are — to buy Gates hydraulic products that look consistent and perform to the same exacting standards.

No matter where you go in the world today, Gates hydraulic hose, couplings and equipment are becoming the standards for quality and reliability.

The international marketplace for hydraulic assemblies is getting larger every day. As Original Equipment Manufacturers (OEMs) market their products across national boundaries, you need to be able to order hydraulic products that consistently meet the most rigorous international quality requirements.

Gates offers a global manufacturing grid that operates under standardized and high-quality product and output specifications. Plus, we offer a world of conveniently located field offices placed strategically near every major industrialized area.

All of this means our customers no longer need to import products or worry about just-in-time inventories being late. With Gates, you get a consistent and reliable source for all of your hydraulic assembly needs, no matter where you are operating in the world.

In other words, Gates hydraulic hose, couplings and equipment can save you time and money, no matter your time zone or currency.





Gates Hydraulics Means Global Reliability



Our hydraulic products are designed for a world of applications. A case in point: our global hose line. Gates global hose and couplings were developed to offer complete and consistent hydraulic coverage for all major industries worldwide.

To create a global hose line, all of our hoses meet strict international specification guidelines and even more stringent Gates quality requirements before they could carry a "Global" label. This was required to ensure that every hose, regardless of whether it was made in Mexico, Canada, Belgium, India, Brazil, or in the U.S.A., would meet or exceed all major global quality specifications. Plus, we had to develop couplings designed for global distribution, too — couplings to meet EN/DIN and SAE standards.

Now, all of our hard work has paid off... for you. Whether your equipment is made in Japan, Germany, the United States or elsewhere, Gates now has hose, fittings and other hydraulic equipment products to fit your application needs. Best of all, it's product you can rely on and available from a Gates manufacturing facility located nearby.

Global Hose Identification

Spiral-Wire Hose

G8K	EFG6K	EFG5K
EFG4K	EFG3K	

Wire-Braid Hose

M6K	M5K	M4K+
MegaTech®	M2T Plus	M3K
G1	G1H	G2
G2H	G2XH	

Textile High Temperature Hose

GTH	G3H
-----	-----

Return Line/Low Pressure Hose

GMV	G4H
-----	-----

Gates Global MegaSys® Pressure Hose Line*

Use the chart below for easy hose selection. Just find the required pressure and the chart will show you which hose meets that pressure in the applicable ID. Gates "M" hoses are wire-braid construction and use Gates MegaCrimp® couplings. Gates "G" hoses are spiral-wire construction and use Gates GlobalSpiral™ couplings.

ID	-4 (1/4")	-5 (5/16")	-6 (3/8")	-8 (1/2")	-10 (5/8")	-12 (3/4")	-16 (1")	-20 (1 1/4")	-24 (1 1/2")	-32 (2")
PSI 6000	M6K		EFG6K	EFG6K	EFG6K	EFG6K	EFG6K	EFG6K	EFG6K	EFG6K
5000	M5K	M5K	M5K/EFG5K	EFG5K	EFG5K	EFG5K	EFG5K	EFG5K	EFG5K	EFG5K
4000	M4K+		M4K+/EFG4K	M4K+/EFG4K	M4K+/EFG4K	M4K+/EFG4K	EFG4K	EFG4K		
3000	M3K	M4K	M3K	M3K	M3K	M3K	M3K	EFG3K	EFG3K	EFG3K

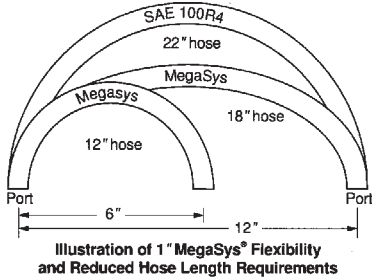
International Symbols used in this catalog as column headings

Hose:	DESCR	Description
	#	Product Number
	⊕	Hose/Tube Inside Diameter (I.D.)
	⊕	Hose/Tube Outside Diameter (O.D.)
	⊕	Thread Size
	⊕	Working Pressure (psi)
	⊕	Minimum Burst Pressure (psi)
	⊕	Minimum Bend Radius (inch)
	⊕	Vacuum (In. Hg.)

Couplings:	A	Hose/Tube Diameter
	C	Cut-Off
	D	Mounting Hole
	F	Flange Head Thickness
	H1	Stem Hex
	H2	Nut Hex
	L	Length
	M	Flange Diameter
	N	Nominal Flange Size
	T	Drop

Gates MegaSys® hoses are more flexible – bend to half SAE bend radius

Gates MegaSys hoses bend to half the bend radius of other SAE 100R1, 100R2, 100R4, 100R9 and 100R12 type hoses. This means they are ideal for tight applications. And the incredible flexibility of MegaSys means you can use less hose per application.



Features

- A full line of hoses designed for one-half SAE bend radius at full SAE pressure
- Longer life in applications where equipment movement causes sharp bends in hydraulic hose
- Increased flexibility for easier hose installation
- M6K, M5K, EFG4K, M4K+, M3K and M2T® meet tough flex-impulse testing that flexes hose during impulse pressure testing. Simulates severe equipment applications like boom arms or grapples.

Benefits

- Reduces hose length requirements up to 47 percent
- Reduces inventory requirements
- Flexibility allows routing in small spaces
- Tight bend radius means fewer bent tube couplings
- Plumbs and bends easier than conventional hoses

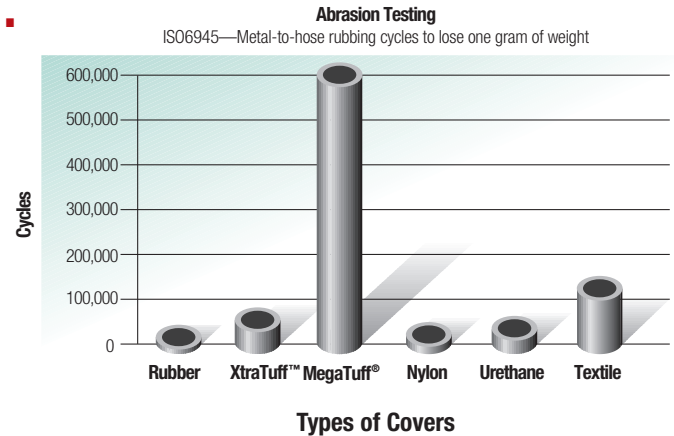
Hose covers proven to be tough...

MegaTuff® Hose Cover

- Super-tough cover solves abrasion problems
- Replaces spring guards and protective sleeves in high-wear applications
- Resists cracking from UV rays
- 300x the abrasion resistance of standard hose covers

XtraTuff™ Hose Cover

- Mid-range abrasion-resistant cover
- Replaces spring guards and protective sleeves in high-wear applications
- 25x the abrasion resistance of standard hose covers



EFG4K MegaSpiral® Hose

- One-half SAE 100R12 bend radius
- Abrasion-resistant synthetic rubber cover increases service life
- 3,000 to 4,000 psi working pressure
- Development tested at 133 percent of maximum working pressure up to 1,000,000 impulse cycles
- Abrasion-resistant MegaTuff® cover available



M4KH+ Mega4000® Hose

- The + indicates development testing at 150 percent of maximum working pressure up to 600,000 impulse cycles
- Exceeds SAE 100R19 in all sizes
- One-half SAE 100R1, 100R2 and 100R9 bend radius
- SAE 100R9 performance on 1/2" sizes
- SAE 100R12 pressure on 3/8" to 3/4" sizes
- All sizes have 4,000 psi working pressure
- Replaces spiral hose under certain conditions
- Abrasion-resistant XtraTuff™ and MegaTuff® covers available
- Meets new SAE 100R19
- Meets high-temp req. up to 250°F



M2T® Plus MegaFlex®

- M2T® Plus now available
- Exceeds SAE 100R16 in all sizes
- One-half SAE 100R2 bend radius
- Smaller O.D., low profile and lightweight
- Superior flex impulse performance
- Development tested at 133 percent of maximum working pressure up to 600,000 impulse cycles
- Abrasion-resistant MegaTuff® cover available



M3KH Mega3000® Hose

- Exceeds new SAE 100R17 specifications
- One-half SAE 100R1, 100R2 and 100R9 bend radius
- SAE 100R9 performance on 3/4" and 1" sizes
- All sizes have 3,000 psi working pressure
- Development tested at 133 percent of maximum working pressure up to 600,000 impulse cycles
- Abrasion-resistant XtraTuff™ and MegaTuff® covers available
- Meets high-temp req. up to 250°F



GMV MegaVac®

- One-half SAE 100R4 bend radius
- Flexible and lightweight
- Available in 100' lengths
- Suitable for return, suction and vacuum lines



TuffCoat™ Plating 500% Better



500+ percent improvement over the 72-hour SAE standard.

- Provides 400 hours of red rust corrosion protection when subjected to rigorous SAE J516 and ASTM-B-117 salt-spray conditions.
- Innovative new technology gives our world-class hydraulic couplings four times more corrosion resistance than before.
- Gates corrosion-resistant coupling plating is also earth-safe.

Plus, Gates has removed all hexavalent chromium from its plating processes. This metal, which is common in industrial plating, has been found to be toxic to the environment. We engineered TuffCoat to be stronger and more resistant to corrosion, without the toxicity of hexavalent chromium.

This is just another example of our ongoing commitment to be a global leader in the manufacture of superior products designed for worldwide distribution.

TuffCoat™ sets the global standard for the plating of hydraulic fittings in both corrosion resistance and environmental friendliness.



Competitor Gates Competitor Competitor Competitor

Tested under SAE J516 and ASTM-B-117 salt-spray conditions, TuffCoat provided more than 400 hours of protection from “red dust” (rust) formation. That is over 500 percent better than the 72-hour SAE standard.

Note how the Gates TuffCoat coupling shows no “red dust” (rust) formation. (White patches on couplings are salt residue, not corrosion.)

MegaCrimp® Couplings

The Versatile “No-Weep” Coupling with the Patented “C” Insert

It's what's inside the MegaCrimp coupling that gives it world-class performance. The patented MegaCrimp coupling “C” insert can be used on hoses with different constructions and wall thicknesses. In addition, the “C” insert's design ensures crimping forces are evenly distributed to form a concentric seal.

The unique “C” insert simplifies your inventory requirements. One size of MegaCrimp coupling can accommodate various hose outside diameters, one- and two-wire hoses and thermo-plastic hose. And here's an added bonus: the MegaCrimp coupling is a fully qualified EN-performance coupling.



Key features

- Robust “bite-the-wire” crimp
- Versatile
- Low profile
- Full-stem insertion
- Full-length crimp
- Easy-to-manage inventory reduces SKUs
- Environmentally-friendly TuffCoat™ plating for 500 percent better corrosion resistance
- Fully qualified EN-performance coupling



During crimping only the MegaCrimp coupling's outside shell takes on the shape of the dies. The “C” insert starts round, stays round – like the hose – eliminating leak paths as found in other crimped assemblies.



MegaCrimp couplings have an optimum insertion force – not too tight, not too loose – so you can feel them “hit bottom” when inserted.




Once inserted, MegaCrimp couplings stay put. They don't fall out.




GlobalSpiral™ **Gates Exclusive!** The no-skive coupling... one stem is all you need

Gates Female Swivel Nut Coupling



VS.

Competitor's Female Swivel Nut Coupling



Features	Benefits
No skive	Fast, tailor-made assemblies. Eliminates skiving equipment, odor and dust.
Tested to 1,000,000 impulse cycles	Extended coupling life.
Rated to 6,000 psi working pressure in all sizes*	Easy-to-manage inventory. Fewer SKUs.
Over 30-plus thread/flange configurations	Application coverage.
TuffCoat™ plating	More than five times better corrosion resistance than SAE ASTMB117 specification.
"Bite-the-wire" crimp	Improved coupling retention.
Premium non-leaded steel	Maximum strength.
+250°F temperature capability	Full performance at high temperatures. Longer coupling life.
Machined FJX and FFORX nuts	4:1 burst performance up to 24,000 psi. Improved torque/sealing capability.
Meets worldwide DIN, EN, SAE, ISO and Gates G6K standards and requirements	World-class performance.
One stem used for all spiral hoses	Less inventory. Easier to use.


*Except as noted in coupling tables

Plus! GlobalSpiral™ Flanges

Solid, one-piece flange couplings preferred for high-pressure applications


Features	Benefits
No braze/weld joints	More reliable. High pressure capability.
Tapered flange head design	Increased stress resistance. Better vibration resistance and reliability by eliminating braze joints.
Easily adapts to flange ports	Better stress resistance than brazed or welded fittings. Easier to install assemblies. Reduces replacement cost for standard and straight coupling assemblies. More design flexibility.
Thicker tube walls	Eliminate possible leak points. Better vibration resistance.
Premium lead-free steel	Improved flexing impulse performance.
TuffCoat™ plating	More than five times better corrosion resistance than SAE ASTMB117 specification.
No braze/weld joints	High-pressure reliability. Eliminates flange head separation and premature tube failure. Increases safety factor and burst ratios.

Gates Solid Flange Coupling



VS.

Competitor's 90° Flange Coupling



It's a 4-Wire World

For many years, hydraulic fabricating shops needed to carry inventories of only two-wire braid hose. Then, four-wire spiral became necessary for larger, off-road specialty equipment.

Today, it's a four-wire world...

As hydraulic systems have evolved, even smaller, light-duty equipment is designed with four-wire spiral hose. Hydrostatic drives using four- and six-wire hoses are now being used on equipment ranging from lawn tractors to heavy-duty dirt movers and everything in between.

The demands of today's working schedules require faster, more powerful equipment. Original Equipment Manufacturers (OEMs) are delivering just that by increasing working pressures within their hydraulic systems. Twenty years ago, a backhoe operated on a working pressure of 2,000 p.s.i. Now, a backhoe will operate at up to twice that.

Bottom line: to better service all of your hydraulic customers, you need a solid four-wire inventory. Gates EFG4K hose and GlobalSpiral™ couplings are designed for the rigors of modern hydraulic systems. They are field-tested, high quality and value priced.

Contact your Gates representative to learn how to best update your hydraulics inventory and bring it into the new four-wire world.



2-Wire vs. 4-Wire Hydraulic Hose Construction

Example of 2-Wire Braid Construction.



Example of 4-Wire Spiral Construction.



Check out what's new at www.gates.com

Visit our website

With technology expanding at ever increasing rates, get the most up-to-date information from our website.

Features to look for:

- New product announcements
- Updated hydraulic information
- Downloadable catalogs: www.gates.com/catalog
- Email updates on new products/promotions
- Electronic crimp data: www.gates.com/ecrimp
- Safe Hydraulics training: www.gates.com
- Distributor and field representative locator: www.gates.com/contact



Gates Connected™

At Gates, our connection to you — our customer — goes far beyond your purchase of our hose and couplings. For nearly 100 years, we have stood solidly behind everything we make and remain resolute in our commitment to fulfilling our customers' requirements.

It is this commitment to product quality and customer service that is at the heart of our "Gates Connected" philosophy. And for this, and the reasons detailed below, many of the world's top companies value being Gates Connected and have developed unwavering ties to Gates and to our products.

Get Connected

Field Sales Specialists

Training and sales support assistance

(800) 777-6363

Product Application Engineers

Technical questions on products

(303) 744-5070

A connection to **experience**

Gates provides a total hydraulics hose and connector solution — the best value in the business — that includes innovative product development and testing, application engineering support, and an unparalleled safety program.

Being Gates Connected puts you in touch with this solution and our vast knowledge base in hydraulic technologies. Gates hydraulic product engineers and designers have extensive experience in all significant hydraulic applications, including construction, mining and manufacturing.

A connection to **answers**

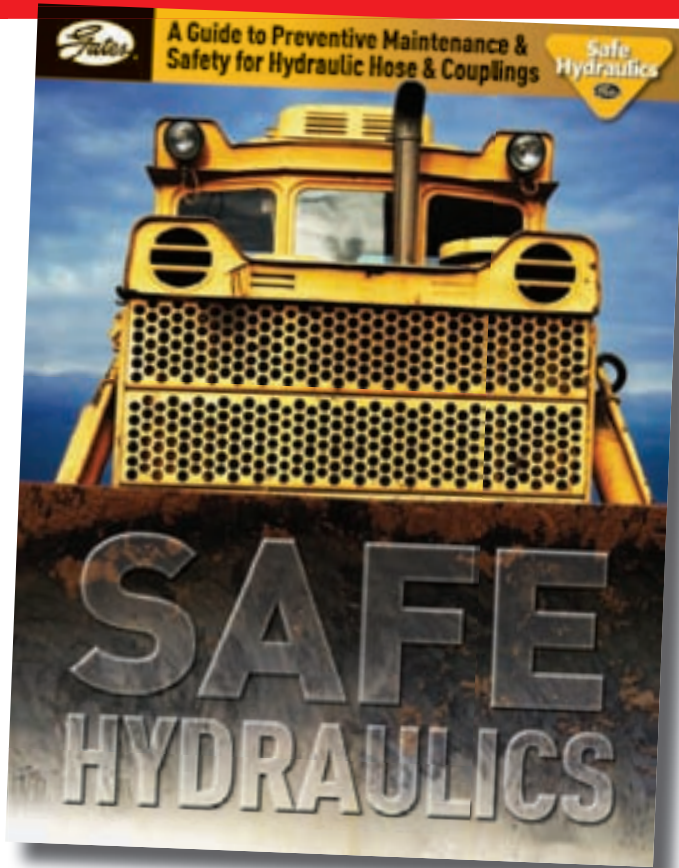
When you are Gates Connected, you can count on our award-winning support — from the office or in the field — to quickly get you to the right hydraulic products and the right solutions for any specific application.

Gates Product Application Engineers provide expert support for field personnel and customers alike. These experienced professionals are readily available to provide answers to your toughest fluid power questions.

A connection to **safety**

Our Safe Hydraulics guide is free to Gates customers and offers a wealth of safety topics in clear and concise language, including "Selecting the Right Hose" and "Proper Hose Assembly." This comprehensive publication also covers hose construction, coupling identification, proper installation and troubleshooting.





Also free to our customers is the Gates Safe Hydraulics seminar. Gates hydraulic experts will travel to your site to conduct an informative training seminar for managers, supervisors and employees — all free of charge! In addition to improving the safety of your hydraulics, this seminar can also help support your OSHA safety program requirements.

A connection to the future

Gates has always combined innovative thinking with customer input. This strategy has allowed us to produce a broad range of viable products, while also planning for tomorrow's products today. Our engineers constantly work with our customers to get useful data on product performances and usages.

Our Custom Coupling Center provides solutions for unique or out-of-production hydraulic connectors. Contact your Gates representative for more information.

With Gates as your hydraulics product supplier, you get more than innovative products, experienced people, and full product support. You get a valuable industry partner who can help make your hydraulic hose, connectors and assemblies work better, longer, and at a lower overall cost.





Constant Pressure Hose Products

MegaSys® Pressure Matrix – SAE Specifications

	-4	-5	-6	-8	-10	-12	-16	-20	-24	-32
3000 PSI	M3K	M3K	M3K	M3K	M3K	M3K	M3K	EFG3K	EFG3K	EFG3K
4000 PSI	M4K	M4K	M4KEFG4K	M4KEFG4K	M4KEFG4K	M4KEFG4K	EFG4K	EFG4K		
5000 PSI	M5K	M5K	M5K	M5KEFG5K	EFG5K	EFG5K	EFG5K	EFG5K	EFG6K	EFG5K
6000 PSI	M6K		EFG6K	EFG6K	EFG6K	EFG6K	EFG6K	EFG6K	EFG6K	
8000 PSI						G8K	G8K			

Red: Exceeds SAE 100R1

Green: Exceeds SAE 100R2

Gold: Exceeds SAE 100R12

Blue: Exceeds SAE 100R13

Purple: Exceeds SAE 100R15

M3K Exceeds SAE 100R17

M4K Exceeds SAE 100R19

MegaSys® Pressure Matrix – European Norm (EN) Specifications

	04	05	06	08	10	12	16	20	24	32
210bar/3K	M3K	M3K	M3K	M3K	M3K	M3K	M3K	EFG3K	EFG3K	EFG3K
280bar/4K	M4K	M4K	M4KEFG4K	M4KEFG4K	M4KEFG4K	M4KEFG4K	EFG4K	EFG4K		
350bar/5K	M5K	M5K	M5K	M5KEFG5K	EFG5K	EFG5K	EFG5K	EFG5K	EFG5K	EFG5K
420bar/6K	M6K		EFG6K	EFG6K	EFG6K	EFG6K	EFG6K	EFG6K		
560bar/8K						G8K	G8K			

Red: Exceeds 1SN/1SC

Green: Exceeds 2SN/2SC

Gold: Exceeds 4SP

Blue: Exceeds 4SH

(Meets Flame Resistance Acceptance Designation “MSHA 2G”)
For Biodegradable Hydraulic Fluids

Recommended For: Extremely high-pressure, high-impulse applications such as hydrostatic transmissions. EFG6K is designed to meet all requirements of SAE 100R15 specifications and performance requirements of EN 856 4SP (-6, -8, -10 and -12) and EN 856 4SH (-12, -16, and -20). Compatible with biodegradable hydraulic fluids like polyolester, polyglycol and vegetable oil as well as standard petroleum-based fluids. Available in 121' through 200' continuous lengths.

Tube: Black, oil resistant, synthetic rubber (Nitrile - Type C). See Hose Stock Characteristics.






Reinforcement: Four (six for -20) alternating layers of spiraled, high-tensile steel.

Cover: Black, oil resistant, synthetic rubber (Neoprene - Type A). Blue stripe with gold print layline. Available with unique abrasion-resistant MegaTuff® cover. See Hose Stock Characteristics.

Temperature Range: -40°F to +250°F (-40°C to +121°C). For water emulsions see Temperature Limits Table.

Coupling Recommendation (See Crimp Data Manual 428-7365 or E. Crimp):
GlobalSpiral™ Couplings



Part No.	Description	Product No.						Packaging	Standard Pack
85465	6EFG6KX25FT	4651-4032	3/8	0.80	6,000	24,000	5.0	—	1
70866	6EFG6KXCTN	4651-1396	3/8	0.80	6,000	24,000	5.0	—	100
85466	8EFG6KX25FT	4651-4033	1/2	0.95	6,000	24,000	7.0	—	1
70865	8EFG6KXCTN	4651-1371	1/2	0.95	6,000	24,000	7.0	—	100
70978	8EFG6KXLL	4651-1613	1/2	0.95	6,000	24,000	7.0	—	100
85467	10EFG6KX25FT	4651-4034	5/8	1.09	6,000	24,000	8.0	—	1
70815	10EFG6KXCTN	4651-1368	5/8	1.09	6,000	24,000	8.0	—	100
70735	10EFG6KXLL	4651-1397	5/8	1.09	6,000	24,000	8.0	—	200
85468	12EFG6KX25FT	4651-4035	3/4	1.24	6,000	24,000	9.5	—	1
70839	12EFG6KXCTN	4651-1288	3/4	1.24	6,000	24,000	9.5	—	100
70736	12EFG6KXLL	4651-1398	3/4	1.24	6,000	24,000	9.5	—	200
85469	16EFG6KX25FT	4651-4036	1	1.53	6,000	24,000	12.0	—	1
70836	16EFG6KXCTN	4651-1289	1	1.53	6,000	24,000	12.0	—	100
70737	16EFG6KXLL	4651-1399	1	1.53	6,000	24,000	12.0	—	200
85470	20EFG6K X25FT	4651-4037	1 1/4	1.97	6,000	24,000	16.5	—	1
70837	20EFG6KXCTN	4651-1290	1 1/4	1.97	6,000	24,000	16.5	—	50
70738	20EFG6KXLL	4651-1400	1 1/4	1.97	6,000	24,000	16.5	—	200



(Meets Flame Resistance Acceptance Designation “MSHA 2G”) For Biodegradable Hydraulic Fluids

MegaTuff® hose lasts up to 300 times longer than standard hose during hose-to-hose and hose-to-metal abrasion tests per ISO 6945.

Recommended For: Extremely high-pressure, high-impulse applications such as hydrostatic transmissions. EFG6K is designed to meet all requirements of SAE 100R15 specifications and performance requirements of EN 856 4SP (-6, -8, -10 and -12) and EN 856 4SH (-12, -16, and -20). Compatible with biodegradable hydraulic fluids like polyolester, polyglycol and vegetable oil as well as standard petroleum-based fluids. Available in 121' through 200' continuous lengths.


Tube: Black, oil resistant, synthetic rubber (Nitrile - Type C). See Hose Stock Characteristics.

Reinforcement: Four (six for -20) alternating layers of spiraled, high-tensile steel.

Cover: Black, oil resistant, synthetic rubber (Neoprene - Type A). Blue stripe with gold print layline. Available with unique abrasion-resistant MegaTuff® cover. See Hose Stock Characteristics.

Temperature Range: -40°F to +250°F (-40°C to +121°C). For water emulsions see Temperature Limits Table.

Coupling Recommendation (See Crimp Data Manual 428-7365 or E. Crimp): GlobalSpiral™ Couplings



Part No.	Description	Product No.						Packaging	Standard Pack
85471	6EFG6K-MTF X25FT	4651-4038	3/8	0.80	6,000	24,000	5.0	—	1
70849	6EFG6K-MTFXCTN	4651-1435	3/8	0.80	6,000	24,000	5.0	—	100
85472	8EFG6K-MTF X25FT	4651-4039	1/2	0.95	6,000	24,000	7.0	—	1
70867	8EFG6K-MTFXCTN	4651-1609	1/2	0.95	6,000	24,000	7.0	—	100
85473	10EFG6K-MTF X25FT	4651-4040	5/8	1.09	6,000	24,000	8.0	—	1
70880	10EFG6K-MTFXCTN	4651-1416	5/8	1.09	6,000	24,000	8.0	—	100
85474	12EFG6K-MTF X25FT	4651-4041	3/4	1.24	6,000	24,000	9.5	—	1
70868	12EFG6K-MTFXCTN	4651-1606	3/4	1.24	6,000	24,000	9.5	—	100
85475	16EFG6K-MTF X25FT	4651-4042	1	1.53	6,000	24,000	12.0	—	1
70869	16EFG6K-MTFXCTN	4651-1604	1	1.53	6,000	24,000	12.0	—	100
85476	20EFG6K-MTF X25FT	4651-4043	1 1/4	1.97	6,000	24,000	16.5	—	1
70870	20EFG6K-MTFXCTN	4651-1601	1 1/4	1.97	6,000	24,000	16.5	—	50



(Meets Flame Resistance Acceptance Designation “MSHA 2G”)
For Biodegradable Hydraulic Fluids

Recommended For: Extremely high-pressure hydraulic applications. EFG5K is designed to meet all requirements of SAE 100R13 specifications and performance requirements of EN 856 4SH (-16 and -20), EN 856 4SP (-8, -10, and -12) and EN 856 R13.

Compatible with biodegradable hydraulic fluids like polyolester, polyglycol and vegetable oil as well as standard petroleum-based fluids. Available in 121' through 200' continuous lengths.

Tube: Black, oil resistant, synthetic rubber (Nitrile - Type C). See Hose Stock Characteristics.

Reinforcement: Four (six for -20) alternating layers of spiraled, high-tensile steel.

Cover: Black, oil resistant, synthetic rubber (Neoprene - Type A). Blue stripe with red print layline. Available with unique abrasion-resistant MegaTuff® cover. See Hose Stock Characteristics.

Temperature Range: -40°F to +250°F (-40°C to +121°C). For water emulsions see Temperature Limits Table.

Coupling Recommendation (See Crimp Data Manual 428-7365 or E. Crimp):
GlobalSpiral™ Couplings



Part No.	Description	Product No.						Packaging	Standard Pack
85453	6EFG5K X25FT	4651-4020	3/8	0.80	5,000	20,000	5.0	—	1
70871	6EFG5KXCTN	4651-1424	3/8	0.80	5,000	20,000	5.0	—	100
85454	8EFG5K X25FT	4651-4021	1/2	0.95	5,000	20,000	7.0	—	1
70864	8EFG5KXCTN	4651-1372	1/2	0.95	5,000	20,000	7.0	—	100
70977	8EFG5KXLL	4651-1612	1/2	0.95	5,000	20,000	7.0	—	200
85455	10EFG5K X25FT	4651-4022	5/8	1.09	5,000	20,000	8.0	—	1
70814	10EFG5KXCTN	4651-1340	5/8	1.09	5,000	20,000	8.0	—	100
70728	10EFG5KXLL	4651-1390	5/8	1.09	5,000	20,000	8.0	—	200
85456	12EFG5K X25FT	4651-4023	3/4	1.24	5,000	20,000	9.5	—	1
70838	12EFG5KXCTN	4651-1285	3/4	1.24	5,000	20,000	9.5	—	100
70729	12EFG5KXLL	4651-1391	3/4	1.26	5,000	20,000	9.5	—	200
85457	16EFG5K X25FT	4651-4024	1	1.53	5,000	20,000	12.0	—	1
70834	16EFG5KXCTN	4651-1286	1	1.53	5,000	20,000	12.0	—	100
70730	16EFG5KXLL	4651-1392	1	1.53	5,000	20,000	12.0	—	200
85458	20EFG5K X25FT	4651-4025	1 1/4	1.97	5,000	20,000	16.5	—	1
70835	20EFG5KXCTN	4651-1287	1 1/4	1.97	5,000	20,000	16.5	—	50
70734	20EFG5KXLL	4651-1393	1 1/4	1.97	5,000	20,000	16.5	—	200
71056	24EFG5KXCTN	4651-1455	1 1/2	2.26	5,000	20,000	20.0	—	50
71059	32EFG5KXCTN	4651-1456	2	2.80	5,000	20,000	25.0	—	50



(Meets Flame Resistance Acceptance Designation “MSHA 2G”)
For Biodegradable Hydraulic Fluids

MegaTuff® hose lasts up to 300 times longer than standard hose during hose-to-hose and hose-to-metal abrasion tests per ISO 6945.

Recommended For: Extremely high-pressure hydraulic applications. EFG5K is designed to meet all requirements of SAE 100R13 specifications and performance requirements of EN 856 4SH (-16 and -20), EN 856 4SP (-8, -10, and -12) and EN 856 R13. Compatible with biodegradable hydraulic fluids like polyolester, polyglycol and vegetable oil as well as standard petroleum-based fluids. Available in 121' through 200' continuous lengths.


Tube: Black, oil resistant, synthetic rubber (Nitrile - Type C). See Hose Stock Characteristics.

Reinforcement: Four (six for -20) -24 and -32 alternating layers of spiraled, high-tensile steel.

Cover: Black, oil resistant, synthetic rubber (Neoprene - Type A). Blue stripe with red print layline. Available with unique abrasion-resistant MegaTuff® cover. See Hose Stock Characteristics.

Temperature Range: -40°F to +250°F (-40°C to +121°C). For water emulsions see Temperature Limits Table.

Coupling Recommendation (See Crimp Data Manual 35019):
GlobalSpiral™ Couplings



Part No.	Description	Product No.						Packaging	Standard Pack
85459	6EFG5K-MTF X25FT	4651-4026	3/8	0.80	5,000	20,000	5.0	—	1
70872	6EFG5K-MTFXCTN	4651-1436	3/8	0.80	5,000	20,000	5.0	—	100
85460	8EFG5K-MTF X25FT	4651-4027	1/2	0.94	5,000	20,000	7.0	—	1
70873	8EFG5K-MTFXCTN	4651-1608	1/2	0.94	5,000	20,000	7.0	—	100
85461	10EFG5K-MTF X25FT	4651-4028	5/8	1.09	5,000	20,000	8.0	—	1
70879	10EFG5K-MTFXCTN	4651-1410	5/8	1.09	5,000	20,000	8.0	—	100
85462	12EFG5K-MTFX25FT	4651-4029	3/4	1.24	5,000	20,000	9.5	—	1
70874	12EFG5K-MTFXCTN	4651-1605	3/4	1.24	5,000	20,000	9.5	—	100
85463	16EFG5K-MTFX25FT	4651-4030	1	1.53	5,000	20,000	12.0	—	1
70875	16EFG5K-MTFXCTN	4651-1603	1	1.53	5,000	20,000	12.0	—	100
70739	16EFG5K-MTFXLL	4651-4001	1	1.53	5,000	20,000	12.0	—	200
85464	20EFG5K-MTFX25FT	4651-4031	1 1/4	1.97	5,000	20,000	16.5	—	1
70876	20EFG5K-MTFXCTN	4651-1600	1 1/4	1.97	5,000	20,000	16.5	—	50
70740	20EFG5K-MTFXLL	4651-4002	1 1/4	1.97	5,000	20,000	16.5	—	200
71055	24EFG5K-MTFXCTN	4651-2203	1 1/2	2.26	5,000	20,000	20.0	—	50
71063	32EFG5K-MTFXCTN	4651-1522	2	2.80	5,000	20,000	25.0	—	50

(Meets Flame Resistance Acceptance Designation "MSHA 2G")
For Biodegradable Hydraulic Fluids

Recommended For: Extremely high-pressure, high-impulse applications. Exceeds all performance requirements for SAE 100R12, EN 856 R12 and EN 856 4SP (-16). Compatible with biodegradable hydraulic fluids like polyolester, polyglycol and vegetable oil as well as standard petroleum-based fluids. Available in 121' through 200' continuous lengths.

Tube: Black, oil resistant, synthetic rubber (Nitrile - Type C). See Hose Stock Characteristics.






Reinforcement: Four alternating layers of spiraled, high-tensile steel wire.

Cover: Black, oil resistant, synthetic rubber (Neoprene - Type A). Blue stripe with white print layline. Available with unique abrasion-resistant MegaTuff® cover. See Hose Stock Characteristics.

Temperature Range: -40°F to +250°F (-40°C to +121°C). For water emulsions see Temperature Limits Table.

Coupling Recommendation (See Crimp Data Manual 428-7365 or E. Crimp):
GlobalSpiral™ Couplings



Part No.	Description	Product No.						Packaging	Standard Pack
85491	6EFG4K X50FT	4651-1430	3/8	0.80	4,000	16,000	2.5	—	1
85477	6EFG4KX25FT	4651-4005	3/8	0.80	4,000	16,000	2.5	—	1
70811	6EFG4KXCTN	4651-1338	3/8	0.80	4,000	16,000	2.5	—	100
85492	8EFG4K X50FT	4651-1431	1/2	0.94	4,000	16,000	3.5	—	1
85478	8EFG4KX25FT	4651-4006	1/2	0.94	4,000	16,000	3.5	—	1
70863	8EFG4KXCTN	4651-1339	1/2	0.94	4,000	16,000	3.5	—	100
70976	8EFG4KXLL	4651-1611	1/2	0.94	4,000	16,000	3.5	—	200
85479	10EFG4KX25FT	4651-4007	5/8	1.09	4,000	16,000	4.0	—	1
70813	10EFG4KXCTN	4651-1367	5/8	1.09	4,000	16,000	4.0	—	100
85480	12EFG4K X25FT	4651-4011	3/4	1.09	4,000	16,000	4.0	—	1
85494	12EFG4K X50FT	4651-1432	3/4	1.09	4,000	16,000	4.0	—	1
70831	12EFG4KXCTN	4651-1282	3/4	1.21	4,000	16,000	4.8	—	100
70717	12EFG4KXLL	4651-1385	3/4	1.21	4,000	16,000	4.8	—	200
85481	16EFG4K X25FT	4651-4012	1	1.21	4,000	16,000	4.8	—	1
85495	16EFG4K X50FT	4651-1433	1	1.21	4,000	16,000	4.8	—	1
70807	16EFG4KX100FT	4651-1460	1	1.50	4,000	16,000	6.0	—	100
70832	16EFG4KXCTN	4651-1283	1	1.50	4,000	16,000	6.0	—	100
70718	16EFG4KXLL	4651-1386	1	1.50	4,000	16,000	6.0	—	200
85482	20EFG4K X25FT	4651-4013	1 1/4	1.85	4,000	16,000	8.3	—	1
85438	20EFG4KX 50FT	4651-1520	1 1/4	1.85	4,000	16,000	8.3	—	1
70833	20EFG4KXCTN	4651-1284	1 1/4	1.85	4,000	16,000	8.3	—	50
70719	20EFG4KXLL	4651-1387	1 1/4	1.85	4,000	16,000	8.3	—	200



EFG4K Spiral Wire Hose—MegaTuff® Cover

Extremely High Pressure

(Meets Flame Resistance Acceptance Designation “MSHA 2G”) For Biodegradable Hydraulic Fluids

MegaTuff® hose lasts up to 300 times longer than standard hose during hose-to-hose and hose-to-metal abrasion tests per ISO 6945.

Recommended For: Extremely high-pressure, high-impulse applications. Exceeds all performance requirements for SAE 100R12, EN 856 R12 and EN 856 4SP (-16). Compatible with biodegradable hydraulic fluids like polyolester, polyglycol and vegetable oil as well as standard petroleum-based fluids. Available in 121' through 200' continuous lengths.

Tube: Black, oil resistant, synthetic rubber (Nitrile - Type C). See Hose Stock Characteristics.

Reinforcement: Four alternating layers of spiraled, high-tensile steel wire.

Cover: Black, oil resistant, synthetic rubber (Neoprene - Type A). Blue stripe with white print layline. Available with unique abrasion-resistant MegaTuff® cover. See Hose Stock Characteristics.

Temperature Range: -40°F to +250°F (-40°C to +121°C). For water emulsions see Temperature Limits Table.

Coupling Recommendation (See Crimp Data Manual 428-7365 or E. Crimp): GlobalSpiral™ Couplings



Part No.	Description	Product No.	⊖	⊕	⌚	⌚	⌚	⌚	Packaging	Standard Pack
85483	6EFG4K-MTF X25FT	4651-4014	3/8	0.80	4,000	16,000	2.5	—	—	1
70945	6EFG4K-MTFXCTN	4651-1610	3/8	0.80	4,000	16,000	2.5	—	—	100
85484	8EFG4K-MTF X25FT	4651-4015	1/2	0.94	4,000	16,000	3.5	—	—	1
70946	8EFG4K-MTFXCTN	4651-1607	1/2	0.94	4,000	16,000	3.5	—	—	100
85485	10EFG4K-MTF X25FT	4651-4016	5/8	1.09	4,000	16,000	4.0	—	—	1
70947	10EFG4K-MTFXCTN	4651-1404	5/8	1.09	4,000	16,000	4.0	—	—	100
85486	12EFG4K-MTF X25FT	4651-4017	3/4	1.21	4,000	16,000	4.8	—	—	1
70877	12EFG4K-MTFXCTN	4651-1405	3/4	1.21	4,000	16,000	4.8	—	—	100
70726	12EFG4K-MTFXLL	4651-1388	3/4	1.21	4,000	16,000	4.8	—	—	200
85487	16EFG4K-MTF X25FT	4651-4018	1	1.50	4,000	16,000	6.0	—	—	1
70948	16EFG4K-MTFXCTN	4651-1406	1	1.50	4,000	16,000	6.0	—	—	100
70727	16EFG4K-MTFXLL	4651-1389	1	1.50	4,000	16,000	6.0	—	—	200
85488	20EFG4K-MTF X25FT	4651-4019	1 1/4	1.85	4,000	16,000	8.3	—	—	1
70949	20EFG4K-MTFXCTN	4651-1602	1 1/4	1.85	4,000	16,000	8.3	—	—	50

EFG3K Spiral Wire Hose—SAE 100R12

Extremely High Pressure

(Meets Flame Resistance Acceptance Designation “MSHA 2G”) For Biodegradable Hydraulic Fluids

Recommended For: Extremely high-pressure, high-impulse applications. Exceeds all performance requirements for SAE 100R12 and EN 856 R12 and performance requirements of EN 856 4SP. Compatible with biodegradable hydraulic fluids like polyolester, polyglycol and vegetable oil as well as standard petroleum-based fluids. Available in 121' through 200' continuous lengths.

Tube: Black, oil resistant, synthetic rubber (Nitrile - Type C). See Hose Stock Characteristics.

Reinforcement: Four alternating layers of spiraled, high-tensile steel wire.

Cover: Black, oil resistant, synthetic rubber (Neoprene - Type A). Blue stripe with white print layline. Available with unique abrasion-resistant MegaTuff® cover. See Hose Stock Characteristics.

Temperature Range: -40°F to +250°F (-40°C to +121°C). For water emulsions see Temperature Limits Table.

Coupling Recommendation (See Crimp Data Manual 428-7365 or E. Crimp): GlobalSpiral™ Couplings



Part No.	Description	Product No.	⊖	⊕	⌚	⌚	⌚	⌚	Packaging	Standard Pack
85497	20EFG3K X50FT	4651-1434	1 1/4	1.85	3,000	12,000	8.3	—	—	1
85489	20EFG3KX25FT	4651-4003	1 1/4	1.85	3,000	12,000	8.3	—	—	1
70539	20EFG3KXCTN	4651-1381	1 1/4	1.85	3,000	12,000	8.3	—	—	100
70707	20EFG3KXLL	4651-1384	1 1/4	1.85	3,000	12,000	8.3	—	—	200
71054	24EFG3KXCTN	4651-1451	1 1/2	2.11	3,000	12,000	20.0	—	—	50
71058	32EFG3KXCTN	4651-1452	2	2.63	3,000	12,000	25.0	—	—	50

(Meets Flame Resistance Acceptance Designation "MSHA 2G")
For Biodegradable Hydraulic Fluids

MegaTuff® hose lasts up to 300 times longer than standard hose during hose-to-hose and hose-to-metal abrasion tests per ISO 6945.

Recommended For: Extremely high-pressure, high-impulse applications. Exceeds all performance requirements for SAE 100R12 and EN 856 R12 and performance requirements of EN 856 4SP. Compatible with biodegradable hydraulic fluids like polyolester, polyglycol and vegetable oil as well as standard petroleum-based fluids. Available in 121' through 200' continuous lengths.

Tube: Black, oil resistant, synthetic rubber (Nitrile - Type C). See Hose Stock Characteristics.






Reinforcement: Four alternating layers of spiraled, high-tensile steel wire.

Cover: Black, oil resistant, synthetic rubber (Neoprene - Type A). Blue stripe with white print layline. Available with unique abrasion-resistant MegaTuff® cover. See Hose Stock Characteristics.

Temperature Range: -40°F to +250°F (-40°C to +121°C). For water emulsions see Temperature Limits Table.

Coupling Recommendation (See Crimp Data Manual 428-7365 or E. Crimp):
GlobalSpiral™ Couplings



Part No.	Description	Product No.						Packaging	Standard Pack
85490	20EFG3K-MTF X25FT	4651-4004	1 1/4	2.11	3,000	12,000	8.3	—	1
70950	20EFG3K-MTFXCTN	4651-1425	1 1/4	2.11	3,000	12,000	8.3	—	100
70951	20EFG3K-MTFXLL	4651-1427	1 1/4	2.11	3,000	12,000	8.3	—	200
71053	24EFG3K-MTFXCTN	4651-2201	1 1/2	2.11	3,000	12,000	20.0	—	50
71057	32EFG3K-MTFXCTN	4651-2205	1 1/2	2.63	3,000	12,000	25.0	—	50

High Pressure

Hot Oiler 2-Wire Braid Hose

Recommended For: Static pressure, hot oiler applications. Designed specifically to handle the transfer of hot oil at 275°F continuous, 300°F intermittent to clear the paraffin around the casing to help start the flow of oil to the surface.

Tube: Black, oil resistant, synthetic rubber (Nitrile - Type C). See Hose Stock Characteristics.





Reinforcement: Two braids of high-tensile steel wire.

Cover: Black, oil and abrasion resistant, synthetic rubber (Hypalon® - Type M).

Temperature Range: -40°F to +300°F (-40°C to +149°C).

Coupling Recommendation (See Crimp Data Manual 428-7365 or E. Crimp):
Field Attachable 'Type T' Couplings
Permanent GSP Couplings



Part No.	Description	Product No.						Packaging	Standard Pack
70860	24HOXCTN	4657-0063	1 1/2	2.15	2,300	6,900	20.0	—	120

† Hypalon® is a Registered Trademark of DuPont.



Global M6K Mega6000™ Hose

High Pressure

(Meets Flame Resistance Acceptance Designation “MSHA 2G”)

Recommended For: High-pressure hydraulic applications. Provides tighter than standard minimum bend radius and greater flexibility for easier plumbing.

Tube: Black, oil resistant, synthetic rubber (Nitrile - Type C). See Hose Stock Characteristics.

Reinforcement: Two braids of high-tensile steel wire.

Cover: Black, oil, abrasion and weather resistant, synthetic rubber (Modified Nitrile - Type C2). See Hose Stock Characteristics.

Temperature Range: -40°F to +212°F (-40°C to +100°C). For water emulsions see Temperature Limits Table.

Coupling Recommendation (See Crimp Data Manual 428-7365 or E. Crimp):
MegaCrimp® Couplings



Part No.	Description	Product No.						Packaging	Standard Pack
70599	4M6KXREEL	4657-2697	1/4	0.58	6,000	24,000	2.0	—	440

Global M5K Mega5000™ Hose

High Pressure

(Meets Flame Resistance Acceptance Designation “MSHA 2G”)

Recommended For: High-pressure hydraulic applications. Provides tighter than standard minimum bend radius and greater flexibility for easier plumbing.

Tube: Black, oil resistant, synthetic rubber (Nitrile - Type C). See Hose Stock Characteristics.

Reinforcement: Two braids of high-tensile steel wire.

Cover: Black, oil, abrasion and weather resistant, synthetic rubber (Modified Nitrile - Type C2). See Hose Stock Characteristics.

Temperature Range: -40°F to +212°F (-40°C to +100°C). For water emulsions see Temperature Limits Table.

Coupling Recommendation (See Crimp Data Manual 428-7365 or E. Crimp):
MegaCrimp® Couplings



Part No.	Description	Product No.						Packaging	Standard Pack
85607	4M5KX50FT	4657-4122	1/4	0.54	5,000	20,000	2.0	—	1
70596	4M5KXREEL	4657-1100	1/4	0.54	5,000	20,000	2.0	—	440
70449	5M5KXREEL	4657-8006	5/16	0.61	5,000	20,000	2.2	—	350
85606	6M5K X50FT	4657-4121	3/8	0.69	5,000	20,000	2.5	—	1
70597	6M5KXREEL	4657-2695	3/8	0.69	5,000	20,000	2.5	—	330
85608	8M5K X50FT	4657-4123	1/2	0.86	5,000	20,000	3.5	—	1
70598	8M5KXREEL	4657-2650	1/2	0.86	5,000	20,000	3.5	—	220

(Meets Flame Resistance Acceptance Designation “MSHA 2G”)

Recommended For: High-pressure hydraulic applications. Provides tighter than standard minimum bend radius and greater flexibility for easier plumbing.

Tube: Black, oil resistant, synthetic rubber (Nitrile - Type C). See Hose Stock Characteristics.






Reinforcement: Two braids of high-tensile steel wire.

Cover: Black, oil, abrasion and weather resistant, synthetic rubber (Modified Nitrile - Type C2). See Hose Stock Characteristics.

Temperature Range: -40°F to +212°F (-40°C to +100°C). For water emulsions see Temperature Limits Table.

Coupling Recommendation (See Crimp Data Manual 428-7365 or E. Crimp):
MegaCrimp® Couplings



Part No.	Description	Product No.						Packaging	Standard Pack
70386	4M5KMTFXREEL	4657-8011	1/4	0.54	5,000	20,000	2.0	—	440
70343	5M5KMTFXREEL	4657-8012	5/16	0.61	5,000	20,000	2.2	—	350
70340	6M5KMTFXREEL	4657-8013	3/8	0.69	5,000	20,000	2.5	—	330
70329	8M5KMTFXREEL	4657-8014	1/2	0.86	5,000	20,000	3.5	—	220

(Meets Flame Resistance Acceptance Designation “MSHA 2G”)

Recommended For: High-pressure hydraulic applications. Provides tighter than standard minimum bend radius and greater flexibility for easier plumbing.

Tube: Black, oil resistant, synthetic rubber (Nitrile - Type C). See Hose Stock Characteristics.

Reinforcement: Two braids of high-tensile steel wire.

Cover: Black, oil, abrasion and weather resistant, synthetic rubber (Modified Nitrile - Type C2). See Hose Stock Characteristics.

Temperature Range: -40°F to +212°F (-40°C to +100°C). For water emulsions see Temperature Limits Table.

Coupling Recommendation (See Crimp Data Manual 428-7365 or E. Crimp):
MegaCrimp® Couplings



Part No.	Description	Product No.						Packaging	Standard Pack
70423	4M5KXTFXREEL	4657-8007	1/4	0.54	5,000	20,000	2.0	—	440
70428	5M5KXTFXREEL	4657-8008	5/16	0.61	5,000	20,000	2.2	—	375
70430	6M5KXTFXREEL	4657-8009	3/8	0.69	5,000	20,000	2.5	—	330
70399	8M5KXTFXREEL	4657-8010	1/2	0.86	5,000	20,000	3.5	—	220



Global M4K+ Mega4000™ Hose—SAE 100R19

High Pressure

(Meets Flame Resistance Acceptance Designation “MSHA 2G”)

Recommended For: High-pressure hydraulic applications. Provides tighter than standard minimum bend radius and greater flexibility for easier plumbing. The plus symbol indicates development testing at 150% of maximum working pressure up to 600,000 impulse cycles.

Tube: Black, oil resistant, synthetic rubber (Nitrile - Type C). See Hose Stock Characteristics.

Reinforcement: Two braids of high-tensile steel wire.

Cover: Black, oil, abrasion and weather resistant, synthetic rubber (Modified Nitrile - Type C2). Available with unique abrasion resistant MegaTuff® or XtraTuff™ cover. See Hose Stock Characteristics.

Temperature Range: -40°F to +212°F (-40°C to +100°C). For water emulsions see Temperature Limits Table.

Coupling Recommendation (See Crimp Data Manual 428-7365 or E. Crimp):
GlobalSpiral™ Couplings (available for 3/4")
MegaCrimp® Couplings



Part No.	Description	Product No.	⊖	⊕	⊙	⊙	R ₂	Packaging	Standard Pack
85616	4M4K+ X50FT	4657-1238	1/4	0.54	4,000	16,000	2.0	—	1
70829	4M4K+ XREEL	4657-1467	1/4	0.54	4,000	16,000	2.0	—	440
70457	5M4K+ XREEL	4657-8015	5/16	0.61	4,000	16,000	2.3	—	350
85617	6M4K+ X50FT	4657-4867	3/8	0.69	4,000	16,000	2.5	—	1
70821	6M4K+ XREEL	4657-1458	3/8	0.69	4,000	16,000	2.5	—	330
85618	8M4K+ X50FT	4657-4868	1/2	0.86	4,000	16,000	3.5	—	1
70822	8M4K+ XREEL	4657-1459	1/2	0.86	4,000	16,000	3.5	—	220
85619	10M4K+ X50FT	4657-4869	5/8	0.98	4,000	16,000	4.0	—	1
70823	10M4K+ XREEL	4657-1460	5/8	0.98	4,000	16,000	4.0	—	220
85620	12M4K+ X50FT	4657-4870	3/4	1.14	4,000	16,000	4.8	—	1
70824	12M4K+ XREEL	4657-1461	3/4	1.14	4,000	16,000	4.8	—	220
71064	16M4K+XREEL	4657-4051	1	1.52	4,000	16,000	6.0	—	165

Global M4K+ Mega4000™ Hose—MegaTuff® Cover

High Pressure

(Meets Flame Resistance Acceptance Designation “MSHA 2G”)

MegaTuff® hose lasts up to 300 times longer than standard hose during hose-to-hose and hose-to-metal abrasion tests per ISO 6945.

Recommended For: High-pressure hydraulic applications. Provides tighter than standard minimum bend radius and greater flexibility for easier plumbing. The plus symbol indicates development testing at 150% of maximum working pressure up to 600,000 impulse cycles.

Tube: Black, oil resistant, synthetic rubber (Nitrile - Type C). See Hose Stock Characteristics.

Reinforcement: Two braids of high-tensile steel wire.

Cover: Black, oil, abrasion and weather resistant, synthetic rubber (Modified Nitrile - Type C2). Available with unique abrasion resistant MegaTuff® or XtraTuff™ cover. See Hose Stock Characteristics.

Temperature Range: -40°F to +212°F (-40°C to +100°C). For water emulsions see Temperature Limits Table.

Coupling Recommendation (See Crimp Data Manual 428-7365 or E. Crimp):
GlobalSpiral™ Couplings (available for 3/4")
MegaCrimp® Couplings



Part No.	Description	Product No.	⊖	⊕	⊙	⊙	R ₂	Packaging	Standard Pack
85519	4M4K+-MTF X50FT	4657-1239	1/4	0.54	4,000	16,000	2.0	—	1
70830	4M4K+-MTF XREEL	4657-1477	1/4	0.54	4,000	16,000	2.0	—	350
70326	5M4K+-MTFXREEL	4657-8017	5/16	0.61	4,000	16,000	2.3	—	350
85520	6M4K+-MTF X50FT	4657-4020	3/8	0.69	4,000	16,000	2.5	—	1
70825	6M4K+-MTF XREEL	4657-1479	3/8	0.69	4,000	16,000	2.5	—	330
85521	8M4K+-MTF X50FT	4657-4021	1/2	0.86	4,000	16,000	3.5	—	1
70826	8M4K+-MTF XREEL	4657-1480	1/2	0.86	4,000	16,000	3.5	—	220
85522	10M4K+-MTF X50FT	4657-4022	5/8	0.98	4,000	16,000	4.0	—	1
70827	10M4K+-MTF XREEL	4657-1481	5/8	0.98	4,000	16,000	4.0	—	220
85524	12M4K+-MTF X50FT	4657-4024	3/4	1.14	4,000	16,000	4.8	—	1
70828	12M4K+-MTF XREEL	4657-1482	3/4	1.14	4,000	16,000	4.8	—	190

(Meets Flame Resistance Acceptance Designation “MSHA 2G”)

XtraTuff™ hose lasts up to 25 times longer than standard hose during hose-to-hose and hose-to-metal abrasion tests per ISO 6945.

Recommended For: High-pressure hydraulic applications. Provides tighter than standard minimum bend radius and greater flexibility for easier plumbing. The plus symbol indicates development testing at 150% of maximum working pressure up to 600,000 impulse cycles.

Tube: Black, oil resistant, synthetic rubber (Nitrile - Type C). See Hose Stock Characteristics.

Reinforcement: Two braids of high-tensile steel wire.

Cover: Black, oil, abrasion and weather resistant, synthetic rubber (Modified Nitrile - Type C2). Available with unique abrasion resistant MegaTuff® or XtraTuff™ cover. See Hose Stock Characteristics.

Temperature Range: -40°F to +212°F (-40°C to +100°C). For water emulsions see Temperature Limits Table.

Coupling Recommendation (See Crimp Data Manual 428-7365 or E. Crimp):

GlobalSpiral™ Couplings (available for 3/4")

MegaCrimp® Couplings



Part No.	Description	Product No.	⊖	⊕	⊙	⊙	⊙ _R	Packaging	Standard Pack
85541	4M4K+-XTF X50FT	4657-2616	1/4	0.54	4,000	16,000	2.0	—	1
70693	4M4K+-XTFXREEL	4657-2281	1/4	0.54	4,000	16,000	2.0	—	440
70459	5M4K+-XTFXREEL	4657-8016	5/16	0.61	4,000	16,000	2.3	—	350
85542	6M4K+-XTF X50FT	4657-2615	3/8	0.69	4,000	16,000	2.5	—	1
70694	6M4K+-XTFXREEL	4657-2283	3/8	0.69	4,000	16,000	2.5	—	330
85543	8M4K+-XTF X50FT	4657-2614	1/2	0.82	4,000	16,000	3.5	—	1
70695	8M4K+-XTFXREEL	4657-2284	1/2	0.82	4,000	16,000	3.5	—	220
70696	10M4K+-XTFXREEL	4657-2285	5/8	0.98	4,000	16,000	4.0	—	220
70697	12M4K+-XTFXREEL	4657-2286	3/4	1.14	4,000	16,000	4.8	—	220

(Meets Flame Resistance Acceptance Designation “MSHA 2G”)

Recommended For: High-pressure hydraulic applications. Exceeds SAE 100R19.

Tube: Black, oil resistant, synthetic rubber (Nitrile).

Reinforcement: Two braids of high-tensile steel wire.

Cover: Black, oil, abrasion and weather resistant, thin synthetic rubber (Neoprene - CR). Flame resistance - MSHA 2G.

Temperature Range: -40°F to +250°F (-40°C to +121°C). For water emulsions see Temperature Limits Table.

Coupling Recommendation (See Crimp Data Manual 428-7365 or E. Crimp):

GlobalSpiral™ Couplings (available for 3/4")

MegaCrimp® Couplings



Part No.	Description	Product No.	⊖	⊕	⊙	⊙	⊙ _R	Packaging	Standard Pack
85540	4M4KH X 50FT	4657-4098	1/4	0.54	4,000	16,000	2.0	—	1
70901	4M4KH X REEL	4657-2381	1/4	0.54	4,000	16,000	2.0	—	440
85546	6M4KH X 50FT	4657-4099	3/8	0.69	4,000	16,000	2.5	—	1
70902	6M4KH X REEL	4657-2383	3/8	0.69	4,000	16,000	2.5	—	330
85547	8M4KH X 50FT	4657-4100	1/2	0.82	4,000	16,000	3.5	—	1
70903	8M4KH X REEL	4657-2384	1/2	0.82	4,000	16,000	3.5	—	220
85548	10M4KH X 50FT	4657-4101	5/8	0.98	4,000	16,000	4.0	—	1
70904	10M4KH X REEL	4657-2385	5/8	0.98	4,000	16,000	4.0	—	220
85549	12M4KH X 50FT	4657-2619	3/4	1.16	4,000	16,000	4.8	—	1
70905	12M4KH X REEL	4657-2386	3/4	1.16	4,000	16,000	4.8	—	220



M4KH Wire Braid Hose—High-Temp—MegaTuff® Cover High Pressure

(Meets Flame Resistance Acceptance Designation “MSHA 2G”)

MegaTuff® hose lasts up to 300 times longer than standard hose during hose-to-hose and hose-to-metal abrasion tests per ISO 6945.

Recommended For: High-pressure hydraulic applications. Exceeds SAE 100R19.

Tube: Black, oil resistant, synthetic rubber (Nitrile).

Reinforcement: Two braids of high-tensile steel wire.

Cover: Black, oil, abrasion and weather resistant, thin synthetic rubber (Neoprene - CR). Flame resistance - MSHA 2G.

Temperature Range: -40°F to +250°F (-40°C to +121°C). For water emulsions see Temperature Limits Table.

Coupling Recommendation (See Crimp Data Manual 428-7365 or E. Crimp):

- GlobalSpiral™ Couplings (available for 3/4")
- MegaCrimp® Couplings



Part No.	Description	Product No.	⊖	⊕	⊙	⊙	⊙	⊙	Packaging	Standard Pack
85448	4M4KH-MTFX 50FT	4657-4093	1/4	0.54	4,000	16,000	2.0	—	—	1
70956	4M4KH-MTFXREEL	4657-2157	1/4	0.54	4,000	16,000	2.0	—	—	440
85449	6M4KH-MTFX 50FT	4657-4094	3/8	0.69	4,000	16,000	2.5	—	—	1
70957	6M4KH-MTFXREEL	4657-2159	3/8	0.69	4,000	16,000	2.5	—	—	330
85450	8M4KH-MTFX 50FT	4657-4095	1/2	0.82	4,000	16,000	3.5	—	—	1
70958	8M4KH-MTFXREEL	4657-2160	1/2	0.82	4,000	16,000	3.5	—	—	220
85451	10M4KH-MTFX 50FT	4657-4096	5/8	0.98	4,000	16,000	4.0	—	—	1
70959	10M4KH-MTFXREEL	4657-2161	5/8	0.98	4,000	16,000	4.0	—	—	220
85452	12M4KH-MTFX 50FT	4657-4097	3/4	1.16	4,000	16,000	4.8	—	—	1
70973	12M4KH-MTFXREEL	4657-2396	3/4	1.16	4,000	16,000	4.8	—	—	190

Global M3K Mega3000® Hose—SAE 100R17 High Pressure

(Meets Flame Resistance Acceptance Designation “MSHA 2G”)

Recommended For: High-pressure hydraulic oil lines. Exceeds SAE 100R17 requirements and performance requirements of EN 857 1SC. M3K hose has smaller exterior dimensions and significantly tighter bend radius than other SAE 100R1 and 100R2 hose.

Tube: Black, oil resistant, synthetic rubber (Nitrile - Type C). See Hose Stock Characteristics.

Reinforcement: Braided, high-tensile steel wire. -4, -5, -6 and -8 sizes are one braid; -10, -12 and -16 sizes are two braid.

Cover: Black, oil, abrasion and weather resistant, synthetic rubber (Modified Nitrile - Type C2). Available with unique abrasion resistant MegaTuff® or XtraTuff™ cover. See Hose Stock Characteristics.

Temperature Range: -40°F to +212°F (-40°C to +100°C). For water emulsions see Temperature Limits Table.

Coupling Recommendation (See Crimp Data Manual 428-7365 or E. Crimp):

- GlobalSpiral™ Couplings (available 3/4" and 1")
- MegaCrimp® Couplings
- Permanent Power Crimp® Couplings (-3 only)



Part No.	Description	Product No.	⊖	⊕	⊙	⊙	⊙	⊙	Packaging	Standard Pack
70352	3M3KXREEL	4657-8068	3/16	0.42	3,000	12,000	1.8	—	—	440
85624	4M3K X50FT	4657-4874	1/4	0.47	3,000	12,000	2.0	—	—	1
70485	4M3KXREEL	4657-1157	1/4	0.47	3,000	12,000	2.0	—	—	440
85609	5M3K X50FT	4657-2502	5/16	0.59	3,000	12,000	2.2	—	—	1
70575	5M3KXREEL	4657-2216	5/16	0.59	3,000	12,000	2.2	—	—	385
85625	6M3K X50FT	4657-4875	3/8	0.62	3,000	12,000	2.5	—	—	1
70486	6M3KXREEL	4657-1158	3/8	0.62	3,000	12,000	2.5	—	—	330
85626	8M3K X50FT	4657-4876	1/2	0.78	3,000	12,000	3.5	—	—	1
70487	8M3KXREEL	4657-1159	1/2	0.78	3,000	12,000	3.5	—	—	220
85627	10M3K X50FT	4657-4877	5/8	0.98	3,000	12,000	4.0	—	—	1
70488	10M3KXREEL	4657-1173	5/8	0.98	3,000	12,000	4.0	—	—	220
85628	12M3K X50FT	4657-4878	3/4	1.14	3,000	12,000	4.8	—	—	1
70489	12M3KXREEL	4657-0679	3/4	1.14	3,000	12,000	4.8	—	—	220
85629	16M3K X50FT	4657-4879	1	1.48	3,000	12,000	6.0	—	—	1
70490	16M3KXREEL	4657-1163	1	1.48	3,000	12,000	6.0	—	—	165

(Meets Flame Resistance Acceptance Designation “MSHA 2G”)

MegaTuff® hose lasts up to 300 times longer than standard hose during hose-to-hose and hose-to-metal abrasion tests per ISO 6945.

Recommended For: High-pressure hydraulic oil lines. Exceeds SAE 100R17 requirements and performance requirements of EN 857 1SC. M3K hose has smaller exterior dimensions and significantly tighter bend radius than other SAE 100R1 and 100R2 hose.

Tube: Black, oil resistant, synthetic rubber (Nitrile - Type C). See Hose Stock Characteristics.

Reinforcement: Braided, high-tensile steel wire. -4, -5, -6 and -8 sizes are one braid; -10, -12 and -16 sizes are two braid.

Cover: Black, oil, abrasion and weather resistant, synthetic rubber (Modified Nitrile - Type C2). Available with unique abrasion resistant MegaTuff® or XtraTuff™ cover. See Hose Stock Characteristics.

Temperature Range: -40°F to +212°F (-40°C to +100°C). For water emulsions see Temperature Limits Table.

Coupling Recommendation (See Crimp Data Manual 428-7365 or E. Crimp):

GlobalSpiral™ Couplings (available 3/4” and 1”)

MegaCrimp® Couplings

Permanent Power Crimp® Couplings (-3 only)



Part No.	Description	Product No.	⌀	⌀	⌀	⌀	⌀	Packaging	Standard Pack
85525	4M3K-MTF X50FT	4657-4025	1/4	0.47	3,000	12,000	2.0	—	1
70565	4M3K-MTFXREEL	4657-1181	1/4	0.47	3,000	12,000	2.0	—	440
85526	6M3K-MTF X50FT	4657-4026	3/8	0.62	3,000	12,000	2.5	—	1
70566	6M3K-MTFXREEL	4657-1182	3/8	0.62	3,000	12,000	2.5	—	330
85527	8M3K-MTF X50FT	4657-4027	1/2	0.78	3,000	12,000	3.5	—	1
70567	8M3K-MTFXREEL	4657-1183	1/2	0.78	3,000	12,000	3.5	—	330
85528	10M3K-MTF X50FT	4657-4028	5/8	0.98	3,000	12,000	4.0	—	1
70559	10M3K-MTFXREEL	4657-1184	5/8	0.98	3,000	12,000	4.0	—	220
85529	12M3K-MTF X50FT	4657-4029	3/4	1.14	3,000	12,000	4.8	—	1
70560	12M3K-MTFXREEL	4657-1185	3/4	1.14	3,000	12,000	4.8	—	220
85530	16M3K-MTF X50FT	4657-4030	1	1.56	3,000	12,000	6.0	—	1
70562	16M3K-MTFXREEL	4657-1186	1	1.56	3,000	12,000	6.0	—	165

(Meets Flame Resistance Acceptance Designation “MSHA 2G”)

XtraTuff™ hose lasts up to 25 times longer than standard hose during hose-to-hose and hose-to-metal abrasion tests per ISO 6945.

Recommended For: High-pressure hydraulic oil lines. Exceeds SAE 100R17 requirements and performance requirements of EN 857 1SC. M3K hose has smaller exterior dimensions and significantly tighter bend radius than other SAE 100R1 and 100R2 hose.

Tube: Black, oil resistant, synthetic rubber (Nitrile - Type C). See Hose Stock Characteristics.

Reinforcement: Braided, high-tensile steel wire. -4, -5, -6 and -8 sizes are one braid; -10, -12 and -16 sizes are two braid.

Cover: Black, oil, abrasion and weather resistant, synthetic rubber (Modified Nitrile - Type C2). Available with unique abrasion resistant MegaTuff® or XtraTuff™ cover. See Hose Stock Characteristics.

Temperature Range: -40°F to +212°F (-40°C to +100°C). For water emulsions see Temperature Limits Table.

Coupling Recommendation (See Crimp Data Manual 428-7365 or E. Crimp):

GlobalSpiral™ Couplings (available 3/4” and 1”)

MegaCrimp® Couplings

Permanent Power Crimp® Couplings (-3 only)



Part No.	Description	Product No.	⌀	⌀	⌀	⌀	⌀	Packaging	Standard Pack
70969	3M3K-XTF X REEL	4657-2301	3/16	0.42	3,000	12,000	1.8	—	440
70569	4M3K-XTFXREEL	4657-1097	1/4	0.47	3,000	12,000	2.0	—	440
70568	5M3K-XTFXREEL	4657-2300	5/16	0.59	3,000	12,000	2.2	—	385
70570	6M3K-XTFXREEL	4657-1098	3/8	0.62	3,000	12,000	2.5	—	330
70571	8M3K-XTFXREEL	4657-2248	1/2	0.78	3,000	12,000	3.5	—	220
70572	10M3K-XTFXREEL	4657-2249	5/8	0.98	3,000	12,000	4.0	—	220
70573	12M3K-XTFXREEL	4657-2250	3/4	1.14	3,000	12,000	4.8	—	220
70574	16M3K-XTFXREEL	4657-2307	1	1.56	3,000	12,000	6.0	—	165



M3KH Wire Braid Hose—High-Temp—SAE 100R17

High Pressure

Recommended For: High-pressure hydraulic oil lines. Meets SAE 100R17 requirements and performance requirements of EN 857 1SC. M3KH hose has smaller exterior dimensions and significantly tighter bend radius than other SAE 100R1 and 100R2 hose.

Tube: Black, oil resistant, synthetic rubber (Nitrile - Type C). See Hose Stock Characteristics.

Reinforcement: One braid of high-tensile steel wire.

Cover: Black, oil, abrasion and weather resistant, synthetic rubber (Modified Nitrile - Type C2). See Hose Stock Characteristics.

Temperature Range: -40°F to +250°F (-40°C to +121°C). For water emulsions see Temperature Limits Table.

Coupling Recommendation (See Crimp Data Manual 428-7365 or E. Crimp):

GlobalSpiral™ Couplings (available for 3/4")
MegaCrimp® Couplings



Part No.	Description	Product No.	⌀	IO	⌚	⌚	⌚	Packaging	Standard Pack
70898	4M3KHREEL	4657-2664	1/4	0.47	3,000	12,000	2.0	—	440
70789	5M3KHREEL	4657-4055	5/16	0.59	3,000	12,000	2.2	—	330
70899	6M3KHREEL	4657-2696	3/8	0.62	3,000	12,000	2.5	—	330
70953	8M3KHREEL	4657-1360	1/2	0.78	3,000	12,000	3.5	—	220
70954	10M3KHREEL	4657-1361	5/8	0.98	3,000	12,000	4.0	—	220
70955	12M3KHREEL	4657-1362	3/4	1.14	3,000	12,000	4.8	—	220
70907	16M3KHREEL	4657-1363	1	1.56	3,000	12,000	6.0	—	165

M3KH Wire Braid Hose—High-Temp—MegaTuff® Cover

High Pressure

MegaTuff® hose lasts up to 300 times longer than standard hose during hose-to-hose and hose-to-metal abrasion tests per ISO 6945.

Recommended For: High-pressure hydraulic oil lines. Meets SAE 100R17 requirements and performance requirements of EN 857 1SC. M3KH hose has smaller exterior dimensions and significantly tighter bend radius than other SAE 100R1 and 100R2 hose.

Tube: Black, oil resistant, synthetic rubber (Nitrile - Type C). See Hose Stock Characteristics.

Reinforcement: One braid of high-tensile steel wire.

Cover: Black, oil, abrasion and weather resistant, synthetic rubber (Modified Nitrile - Type C2). See Hose Stock Characteristics.

Temperature Range: -40°F to +250°F (-40°C to +121°C). For water emulsions see Temperature Limits Table.

Coupling Recommendation (See Crimp Data Manual 428-7365 or E. Crimp):

GlobalSpiral™ Couplings (available for 3/4")
MegaCrimp® Couplings



Part No.	Description	Product No.	⌀	IO	⌚	⌚	⌚	Packaging	Standard Pack
71030	4M3KH-MTFXREEL	4657-2321	1/4	0.47	3,000	12,000	2.0	—	440
71031	6M3KH-MTFXREEL	4657-2323	3/8	0.62	3,000	12,000	2.5	—	330
71032	8M3KH-MTFXREEL	4657-2324	1/2	0.78	3,000	12,000	3.5	—	330
71033	10M3KH-MTFXREEL	4657-2325	5/8	0.98	3,000	12,000	4.0	—	220
71034	12M3KH-MTFXREEL	4657-2326	3/4	1.14	3,000	12,000	4.8	—	220
71035	16M3KH-MTFXREEL	4657-2327	1	1.56	3,000	12,000	6.0	—	165

(Meets Flame Resistance Acceptance Designation “MSHA 2G”)

Recommended For: High-pressure hydraulic oil lines. Exceeds SAE 100R16. M2T hose has smaller exterior dimensions and significantly tighter bend radius.

Tube: Black, oil resistant, synthetic rubber (Nitrile - Type C). See Hose Stock Characteristics.

Reinforcement: Two braids of high-tensile steel wire.

Cover: Black, oil, abrasion and weather resistant, synthetic rubber (Modified Nitrile - Type C2). Dual green stripe layline. Available with unique abrasion-resistant MegaTuff® cover. See Hose Stock Characteristics.

Temperature Range: -40°F to +212°F (-40°C to +100°C). For water emulsions see Temperature Limits Table.

Coupling Recommendation (See Crimp Data Manual 428-7365 or E. Crimp):

MegaCrimp® Couplings
Permanent Stainless Steel Power Crimp® Couplings



Part No.	Description	Product No.						Packaging	Standard Pack
85600	4M2T X50FT	4657-1553	1/4	0.54	5,000	20,000	2.0	—	1
70390	4M2TXREEL	4657-1552	1/4	0.54	5,000	20,000	2.0	—	550
85601	6M2T X50FT	4657-1550	3/8	0.69	4,000	16,000	2.5	—	1
70391	6M2TXREEL	4657-1555	3/8	0.69	4,000	16,000	2.5	—	385
85602	8M2T X50FT	4657-1561	1/2	0.81	3,500	14,000	3.5	—	1
70392	8M2TXREEL	4657-1559	1/2	0.81	3,500	14,000	3.5	—	330
85603	10M2T X50FT	4657-1564	5/8	0.95	2,750	12,000	4.0	—	1
70393	10M2TXREEL	4657-1563	5/8	0.95	3,000	12,000	4.0	—	220
85604	12M2T X50FT	4657-1568	3/4	1.10	2,250	9,000	4.8	—	1
70394	12M2TXREEL	4657-1567	3/4	1.10	2,250	9,000	4.8	—	220
85605	16M2T X50FT	4657-1572	1	1.38	2,000	8,000	6.0	—	1
70395	16M2TXREEL	4657-1571	1	1.38	2,000	8,000	6.0	—	165

(Meets Flame Resistance Acceptance Designation “MSHA 2G”)

MegaTuff® hose lasts up to 300 times longer than standard hose during hose-to-hose and hose-to-metal abrasion tests per ISO 6945.

Recommended For: High-pressure hydraulic oil lines. Exceeds SAE 100R16. M2T hose has smaller exterior dimensions and significantly tighter bend radius.

Tube: Black, oil resistant, synthetic rubber (Nitrile - Type C). See Hose Stock Characteristics.

Reinforcement: Two braids of high-tensile steel wire.

Cover: Black, oil, abrasion and weather resistant, synthetic rubber (Modified Nitrile - Type C2). Dual green stripe layline. Available with unique abrasion-resistant MegaTuff® cover. See Hose Stock Characteristics.

Temperature Range: -40°F to +212°F (-40°C to +100°C). For water emulsions see Temperature Limits Table.

Coupling Recommendation (See Crimp Data Manual 428-7365 or E. Crimp):

MegaCrimp® Couplings
Permanent Stainless Steel Power Crimp® Couplings



Part No.	Description	Product No.						Packaging	Standard Pack
70387	4M2T-MTFXREEL	4657-0222	1/4	0.54	5,000	20,000	2.0	—	350
70388	6M2T-MTFXREEL	4657-0223	3/8	0.69	4,000	16,000	2.5	—	330
70389	8M2T-MTFXREEL	4657-0224	1/2	0.81	3,500	14,000	3.5	—	330
70407	10M2T-MTFXREEL	4657-0225	5/8	0.95	3,000	12,000	4.0	—	220
70408	12M2T-MTFXREEL	4657-0226	3/4	1.10	2,250	9,000	4.8	—	220
70409	16M2T-MTFXREEL	4657-0227	1	1.38	2,000	8,000	6.0	—	165



M2T® Plus MegaFlex® 2-Wire Braid Hose— Exceeds SAE 100R16

High Pressure

(Meets Flame Resistance Acceptance Designation “MSHA 2G”)

Recommended For: High-pressure hydraulic oil lines. Exceeds SAE 100R16. M2T hose has smaller exterior dimensions and significantly tighter bend radius.

Tube: Black, oil resistant, synthetic rubber (Nitrile - Type C). See Hose Stock Characteristics.

Reinforcement: Two braids of high-tensile steel wire.

Cover: Black, oil, abrasion and weather resistant, synthetic rubber (Modified Nitrile - Type C2). Dual green stripe layline. Available with unique abrasion-resistant MegaTuff® cover. See Hose Stock Characteristics.

Temperature Range: -40°F to +212°F (-40°C to +100°C). For water emulsions see Temperature Limits Table.

Coupling Recommendation (See Crimp Data Manual 428-7365 or E. Crimp):
MegaCrimp® Couplings



Part No.	Description	Product No.	⌀	I/O	⌚	⌚	⌚	Packaging	Standard Pack
71036	4M2TPLUSXREEL	4657-4136	1/4	0.54	5,800	23,200	2.0	—	550
71037	6M2TPLUSXREEL	4657-4301	3/8	0.69	4,800	19,200	2.5	—	385
71039	8M2TPLUSXREEL	4657-4303	1/2	0.82	4,000	16,000	3.5	—	330
71042	10M2TPLUSXREEL	4657-4306	5/8	0.95	3,625	14,500	4.0	—	220
71045	12M2TPLUSXREEL	4657-4309	3/4	1.10	3,100	12,400	4.8	—	220
71048	16M2TPLUSXREEL	4657-4312	1	1.38	2,400	9,500	6.0	—	165

M2T® Plus MegaFlex® 2-Wire Braid Hose—MegaTuff®

High Pressure

(Meets Flame Resistance Acceptance Designation “MSHA 2G”)

MegaTuff® hose lasts up to 300 times longer than standard hose during hose-to-hose and hose-to-metal abrasion tests per ISO 6945.

Recommended For: High-pressure hydraulic oil lines. Exceeds SAE 100R16. M2T hose has smaller exterior dimensions and significantly tighter bend radius.

Tube: Black, oil resistant, synthetic rubber (Nitrile - Type C). See Hose Stock Characteristics.

Reinforcement: Two braids of high-tensile steel wire.

Cover: Black, oil, abrasion and weather resistant, synthetic rubber (Modified Nitrile - Type C2). Dual green stripe layline. Available with unique abrasion-resistant MegaTuff® cover. See Hose Stock Characteristics.

Temperature Range: -40°F to +212°F (-40°C to +100°C). For water emulsions see Temperature Limits Table.

Coupling Recommendation (See Crimp Data Manual 428-7365 or E. Crimp):
MegaCrimp® Couplings



Part No.	Description	Product No.	⌀	I/O	⌚	⌚	⌚	Packaging	Standard Pack
85534	4M2T-MTF X50FT	4657-4034	1/4	0.54	5,000	23,200	2.0	—	1
71060	4M2TPLUS-MTFXREEL	4657-4137	1/4	0.54	5,800	23,200	2.0	—	350
85535	6M2T-MTF X50FT	4657-4035	3/8	0.69	4,000	19,200	2.5	—	1
71050	6M2TPLUS-MTFXREEL	4657-4314	3/8	0.69	4,800	19,200	2.5	—	330
85536	8M2T-MTF X50FT	4657-4036	1/2	0.82	3,500	16,000	3.5	—	1
71041	8M2TPLUS-MTFXREEL	4657-4305	1/2	0.82	4,000	16,000	3.5	—	330
85537	10M2T-MTF X50FT	4657-4037	5/8	0.95	2,750	14,500	4.0	—	1
71044	10M2TPLUS-MTFXREEL	4657-4308	5/8	0.95	3,625	14,500	4.0	—	220
85538	12M2T-MTF X50FT	4657-4038	3/4	1.10	2,250	12,400	4.8	—	1
71047	12M2TPLUS-MTFXREEL	4657-4311	3/4	1.10	3,100	12,400	4.8	—	220
85539	16M2T-MTF X50FT	4657-4039	1	1.38	2,000	9,500	6.0	—	1
71051	16M2TPLUS-MTFXREEL	4657-4315	1	1.38	2,400	9,500	6.0	—	165

(Meets Flame Resistance Acceptance Designation “MSHA 2G”)

Recommended For: High-pressure hydraulic oil lines. Exceeds SAE 100R16 and meets or exceeds EN 853 2SN. M2T hose has smaller exterior dimensions and significantly tighter bend radius.

Tube: Black, oil resistant, synthetic rubber (Nitrile - Type C). See Hose Stock Characteristics.

Reinforcement: Two braids of high-tensile steel wire.

Cover: Black, oil, abrasion and weather resistant, synthetic rubber (Modified Nitrile - Type C2). Dual green stripe layline. Available with unique abrasion-resistant MegaTuff® cover. See Hose Stock Characteristics.

Temperature Range: -40°F to +212°F (-40°C to +100°C). For water emulsions see Temperature Limits Table.

Coupling Recommendation (See Crimp Data Manual 428-7365 or E. Crimp):
MegaCrimp® Couplings



Part No.	Description	Product No.						Packaging	Standard Pack
71061	4M2TPLUS-XTFXREEL	4657-4138	1/4	0.54	5,800	23,200	2.0	—	350
71038	6M2TPLUS-XTFXREEL	4657-4302	3/8	0.69	4,800	19,200	2.5	—	330
71040	8M2TPLUS-XTFXREEL	4657-4304	1/2	0.82	4,000	16,000	3.5	—	330
71043	10M2TPLUS-XTFXREEL	4657-4307	5/8	0.95	3,625	14,500	4.0	—	220
71046	12M2TPLUS-XTFXREEL	4657-4310	3/4	1.10	3,100	12,400	4.8	—	220
71049	16M2TPLUS-XTFXREEL	4657-4313	1	1.38	2,400	9,500	6.0	—	165

(Meets Flame Resistance Acceptance Designation “MSHA 2G”)

Recommended For: High-pressure hydraulic oil lines joined together for easier plumbing and routing. Meets SAE 100R16 requirements. CM2T hose has smaller exterior dimensions and significantly tighter bend radius. Exceeds performance standards of EN 857 2SC and ISO/DIS 1436.

Tube: Black, oil resistant, synthetic rubber (Nitrile - Type C). See Hose Stock Characteristics.

Reinforcement: Two braids of high-tensile steel wire.

Cover: Black, oil, abrasion and weather resistant, synthetic rubber (Modified Nitrile - Type C2). See Hose Stock Characteristics.

Temperature Range: -40°F to +212°F (-40°C to +100°C). For water emulsions see Temperature Limits Table.

Coupling Recommendation (See Crimp Data Manual 428-7365 or E. Crimp):
MegaCrimp® Couplings



Part No.	Description	Product No.						Packaging	Standard Pack
70350	6CM2T TWIN LINEXCTN	4657-99002	3/8	0.70	4,800	19,200	3.5	—	215
85544	6CM2T X50FT	4657-2379	3/8	0.70	4,800	19,200	3.5	—	1
70351	8CM2T TWIN LINEXCTN	4657-99665	1/2	0.82	4,000	16,000	5.0	—	180
85545	8CM2T X50FT	4657-2380	1/2	0.82	4,000	16,000	5.0	—	1



(Meets Flame Resistance Acceptance Designation “MSHA 2G”)

Recommended For: High-pressure hydraulic oil lines. Meets or exceeds the requirements of SAE 100R2AT and SAE 100R2 Type S and performance requirements of EN 853 2SN. Qualified to Mil-DTL-13531 Type II Class B.

Tube: Black, oil resistant, synthetic rubber (Nitrile - Type C). See Hose Stock Characteristics.

Reinforcement: Two braids of high-tensile steel wire.

Cover: Black, oil and abrasion resistant, thin synthetic rubber (Modified Nitrile - Type C2). See Hose Stock Characteristics.

Temperature Range: -40°F to +212°F (-40°C to +100°C). For water emulsions see Temperature Limits Table.

Coupling Recommendation (See Crimp Data Manual 428-7365 or E. Crimp):

Field Attachable 'Type T' Couplings

MegaCrimp® Couplings (except -24 and -32)

Permanent GSP Couplings (-24 and -32)



Part No.	Description	Product No.							Packaging	Standard Pack
86620	3G2 X50FT	4657-0029	3/16	0.52	6,000	24,000	3.5	—	1	
70233	3G2XCTN	4657-0020	3/16	0.52	6,000	24,000	3.5	—	425	
86621	4G2 X50FT	4657-4941	1/4	0.58	5,800	23,200	4.0	—	1	
70605	4G2XREEL	4657-0125	1/4	0.58	5,800	23,200	4.0	—	550	
86632	6G2 X100FT	4657-4906	3/8	0.73	4,800	19,200	5.0	—	1	
86622	6G2 X50FT	4657-4916	3/8	0.73	4,800	19,200	5.0	—	1	
70606	6G2XREEL	4657-0126	3/8	0.73	4,800	19,200	5.0	—	400	
86634	8G2 X100FT	4657-4908	1/2	0.86	4,000	16,000	7.0	—	1	
86623	8G2 X50FT	4657-4918	1/2	0.86	4,000	16,000	7.0	—	1	
70607	8G2XREEL	4657-0127	1/2	0.86	4,000	16,000	7.0	—	330	
86626	10G2 X50FT	4657-1965	5/8	0.98	3,625	14,500	8.0	—	1	
70610	10G2XREEL	4657-0132	5/8	0.98	3,625	14,500	8.0	—	220	
86624	12G2 X50FT	4657-4943	3/4	1.14	3,100	12,400	9.5	—	1	
86635	12G2 X50FT	4657-4909	3/4	1.14	3,100	12,400	9.5	—	1	
70608	12G2XREEL	4657-0128	3/4	1.14	3,100	12,400	9.5	—	220	
86625	16G2 X50FT	4657-4945	1	1.48	2,400	9,600	12.0	—	1	
70609	16G2XREEL	4657-0129	1	1.48	2,400	9,600	12.0	—	165	
86627	20G2 X25FT	4657-0689	1 1/4	1.87	1,825	7,300	16.5	—	1	
70240	20G2XCTN	4657-0644	1 1/4	1.87	1,825	7,300	16.5	—	120	
86628	24G2 X25FT	4657-2507	1 1/2	2.15	1,300	5,000	20.0	—	1	
86648	24G2 X50FT	4657-2516	1 1/2	2.15	1,300	5,000	20.0	—	1	
70319	24G2XCTN	4657-2491	1 1/2	2.15	1,300	5,000	20.0	—	120	
86629	32G2 X25FT	4657-2508	2	2.65	1,175	4,500	25.0	—	1	
86649	32G2 X50FT	4657-2517	2	2.65	1,175	4,500	25.0	—	1	
70320	32G2XCTN	4657-2492	2	2.65	1,175	4,500	25.0	—	120	

(Meets Flame Resistance Acceptance Designation "MSHA 2G")

Recommended For: High-pressure hydraulic applications where pressure or temperature requirements exceed SAE 100R2AT Type S and EN 853 2SN or where resistance to either petroleum-base or phosphate ester fluids is required. Meets SAE J1942 requirements.

Tube: Black, oil and chemical resistant, synthetic rubber (CPE).

Reinforcement: Two braids of high-tensile steel wire.

Cover: Blue, oil and abrasion resistant, thin synthetic rubber Hypalon®. Flame resistance - U.S. MSHA 2G.

Temperature Range: Petroleum-base fluids: -40°F to +300°F (-40°C to +149°C). Phosphate ester fluids as recommended by the fluid manufacturer, but within a range of -40°F to +212°F. For water emulsions: Max. +225°F Pressure lines, Max +180°F Return lines.

Coupling Recommendation (See Crimp Data Manual 428-7365 or E. Crimp):
MegaCrimp® Couplings



Part No.	Description	Product No.	⌀	⌀	⌀	⌀	⌀	Packaging	Standard Pack
85798	4G2XH X 50FT	4657-4008	1/4	0.58	6,000	24,000	4.0	—	1
70966	4G2HXREEL	4657-2541	1/4	0.58	6,000	24,000	4.0	—	550
85799	6G2XH X 50FT	4657-4009	3/8	0.73	5,000	20,000	5.0	—	1
70967	6G2HXREEL	4657-2542	3/8	0.73	5,000	20,000	5.0	—	400
85800	8G2XH X 50FT	4657-4010	1/2	0.86	4,250	17,000	7.0	—	1
70968	8G2HXREEL	4657-2543	1/2	0.86	4,250	17,000	7.0	—	330
85801	10G2XH X 50FT	4657-4011	5/8	0.98	3,625	14,500	8.0	—	1
70803	10G2HXREEL	4657-2544	5/8	0.98	3,625	14,500	8.0	—	220
85802	12G2XH X 50FT	4657-4012	3/4	1.14	3,100	12,400	9.5	—	1
70909	12G2HXREEL	4657-2545	3/4	1.14	3,100	12,400	9.5	—	220
85803	16G2XH X 50FT	4657-4013	1	1.87	2,500	10,000	12.0	—	1
70878	16G2HXREEL	4657-2546	1	1.87	2,500	10,000	12.0	—	165

† Hypalon® is a Registered Trademark of DuPont.

(Meets Flame Resistance Acceptance Designation "MSHA 2G")

Recommended For: High-pressure hydraulic oil lines. Meets or exceeds the requirements of SAE 100R2AT and performance requirements of EN 853.

Tube: Black, oil resistant, synthetic rubber (Nitrile - Type C). See Hose Stock Characteristics.

Reinforcement: Two braids of high-tensile steel wire.

Cover: Black, oil resistant, synthetic rubber (Hypalon® - Type M). Available with unique abrasion resistant MegaTuff® cover. See Hose Stock Characteristics.

Temperature Range: -40°F to +275°F (-40°C to +135°C) constant and +300°F (+149°C) intermittent (up to 10% of operating time). For water emulsions see Temperature Limits Table.

Coupling Recommendation (See Crimp Data Manual 428-7365 or E. Crimp):
Field Attachable 'Type T' Couplings
MegaCrimp® Couplings (-20)
Permanent GSP Couplings (-24 and -32)



Part No.	Description	Product No.	⌀	⌀	⌀	⌀	⌀	Packaging	Standard Pack
86520	20G2H X50FT	4657-0925	1 1/4	1.87	1,625	6,600	16.5	—	1
70230	20G2HXCTN	4657-0930	1 1/4	1.87	1,625	6,600	16.5	—	120
86518	24G2H X50FT	4657-0927	1 1/2	2.15	1,250	5,000	20.0	—	1
70241	24G2HXCTN	4657-0931	1 1/2	2.15	1,300	5,000	20.0	—	120
70242	32G2HXCTN	4657-0932	2	2.65	1,175	4,500	25.0	—	120

† Hypalon® is a Registered Trademark of DuPont.



Global G2H High-Temp—MegaTuff® Cover

High Pressure

(Meets Flame Resistance Acceptance Designation “MSHA 2G”)

MegaTuff® hose lasts up to 300 times longer than standard hose during hose-to-hose and hose-to-metal abrasion tests per ISO 6945.

Recommended For: High-pressure hydraulic oil lines. Meets or exceeds the requirements of SAE 100R2AT and performance requirements of EN 853.

Tube: Black, oil resistant, synthetic rubber (Nitrile - Type C). See Hose Stock Characteristics.

Reinforcement: Two braids of high-tensile steel wire.

Cover: Black, oil resistant, synthetic rubber (Hypalon® - Type M). Available with unique abrasion resistant MegaTuff® cover. See Hose Stock Characteristics.

Temperature Range: -40°F to +275°F (-40°C to +135°C) constant and +300°F (+149°C) intermittent (up to 10% of operating time). For water emulsions see Temperature Limits Table.

Coupling Recommendation (See Crimp Data Manual 428-7365 or E. Crimp):

- Field Attachable 'Type T' Couplings
- MegaCrimp® Couplings (-20)
- Permanent GSP Couplings (-24 and -32)



Part No.	Description	Product No.	⊖	⊕	⊙	⊙	⊙	Packaging	Standard Pack
70897	20G2H-MTFXCTN	4657-2573	1 1/4	1.87	1,625	6,600	16.5	—	100
70188	24G2H-MTFXCTN	4657-2151	1 1/2	2.15	1,300	5,000	20.0	—	100
70189	32G2H-MTFXCTN	4657-2152	2	2.65	1,175	4,500	25.0	—	100

† Hypalon® is a Registered Trademark of DuPont.

Global G2L PolarFlex® Hose—SAE 100R2 Type AT

High Pressure

(Meets Flame Resistance Acceptance Designation “MSHA 2G”)

Recommended For: High-pressure hydraulic oil lines. Meets or exceeds the requirements of SAE 100R2AT and SAE 100R2 Type S and performance requirements of EN 853 2SN. Qualified to Mil-DTL-13531 Type II Class B.

Tube: Black, oil resistant, synthetic rubber (Nitrile - Type C). See Hose Stock Characteristics.

Reinforcement: Two braids of high-tensile steel wire.

Cover: Black, oil and abrasion resistant, thin synthetic rubber (Neoprene - Type A). See Hose Stock Characteristics.

Temperature Range: -70°F to +212°F (-57°C to +100°C). For water emulsions see Temperature Limits Table.

Coupling Recommendation (See Crimp Data Manual 428-7365 or E. Crimp):

- Field Attachable 'Type T' Couplings
- MegaCrimp® Couplings (except -24 and -32)
- Permanent GSP Couplings (-24 and -32)



Part No.	Description	Product No.	⊖	⊕	⊙	⊙	⊙	Packaging	Standard Pack
85732	4G2L X50FT	4657-2475	1/4	0.58	5,800	23,200	4.0	—	1
70286	4G2LXREEL	4657-2202	1/4	0.58	5,800	23,200	4.0	—	440
85733	6G2L X50FT	4657-2476	3/8	0.73	4,800	19,200	5.0	—	1
70287	6G2LXREEL	4657-2203	3/8	0.73	4,800	19,200	5.0	—	385
85734	8G2L X50FT	4657-2477	1/2	0.86	4,000	16,000	7.0	—	1
70290	8G2LXREEL	4657-2204	1/2	0.86	4,000	16,000	7.0	—	330
85735	10G2L X50FT	4657-2478	5/8	0.98	3,625	14,500	8.0	—	1
70291	10G2LXREEL	4657-2205	5/8	0.98	3,625	14,500	8.0	—	220
85736	12G2L X50FT	4657-2479	3/4	1.14	3,100	12,400	9.5	—	1
70292	12G2LXREEL	4657-2206	3/4	1.14	3,100	12,400	9.5	—	220
85737	16G2L X50FT	4657-2480	1	1.48	2,400	9,600	12.0	—	1
70293	16G2LXREEL	4657-2207	1	1.48	2,400	9,600	12.0	—	165
85707	20G2LX 50FT	4657-4102	1 1/4	1.87	1,825	7,300	16.5	—	1
70294	20G2LXCTN	4657-2208	1 1/4	1.87	1,825	7,300	16.5	—	120
85708	24G2LX 50FT	4657-4103	1 1/2	2.20	1,300	5,200	20.0	—	1
70314	24G2LXCTN	4657-2315	1 1/2	2.20	1,300	5,200	20.0	—	120
85709	32G2LX 50FT	4657-4104	2	2.65	1,175	4,700	25.0	—	1
70315	32G2LXCTN	4657-2316	2	2.65	1,175	4,700	25.0	—	120



(Meets Flame Resistance Acceptance Designation “MSHA 2G”)

Recommended For: Hydraulic jack applications. Meets Material Handling Institute specification IJ 100 for hydraulic hose and assemblies used with jacking systems. 10,000 Static Pressure Only

Tube: Black, oil resistant, synthetic rubber (Nitrile - Type C). See Hose Stock Characteristics.

Reinforcement: Two braids of high-tensile steel wire.

Cover: Black, oil and abrasion resistant, synthetic rubber (Modified Nitrile - Type C2). Available with unique abrasion-resistant MegaTuff® cover. See Hose Stock Characteristics.

Temperature Range: -40°F to +120°F (-40°C to +49°C).

Coupling Recommendation (See Crimp Data Manual 428-7365 or E. Crimp):

Use MegaCrimp® Male Pipe Long Nose Couplings on jack end of assembly for engagement.



Part No.	Description	Product No.	⊖	⊕	⊙	⊙	⊙ _{Rx}	Packaging	Standard Pack
85650	4J2AT X50FT	4657-4880	1/4	0.58	10,000	20,000	4.0	—	1
70800	4J2ATXREEL	4657-1400	1/4	0.58	10,000	20,000	4.0	—	350
85651	6J2AT X50FT	4657-4881	3/8	0.74	10,000	20,000	5.0	—	1
70801	6J2ATXREEL	4657-1404	3/8	0.74	10,000	20,000	5.0	—	330

(Meets Flame Resistance Acceptance Designation “MSHA 2G”)

MegaTuff® hose lasts up to 300 times longer than standard hose during hose-to-hose and hose-to-metal abrasion tests per ISO 6945.

Recommended For: Hydraulic jack applications. Meets Material Handling Institute specification IJ 100 for hydraulic hose and assemblies used with jacking systems. 10,000 Static Pressure Only

Tube: Black, oil resistant, synthetic rubber (Nitrile - Type C). See Hose Stock Characteristics.

Reinforcement: Two braids of high-tensile steel wire.

Cover: Black, oil and abrasion resistant, synthetic rubber (Modified Nitrile - Type C2). Available with unique abrasion-resistant MegaTuff® cover. See Hose Stock Characteristics.

Temperature Range: -40°F to +120°F (-40°C to +49°C).

Coupling Recommendation (See Crimp Data Manual 428-7365 or E. Crimp):

Use MegaCrimp® Male Pipe Long Nose Couplings on jack end of assembly for engagement.



Part No.	Description	Product No.	⊖	⊕	⊙	⊙	⊙ _{Rx}	Packaging	Standard Pack
70469	4J2AT-MTFXREEL	4657-1188	1/4	0.58	10,000	20,000	4.0	—	350
70471	6J2AT-MTFXREEL	4657-1189	3/8	0.74	10,000	20,000	5.0	—	330



(Meets Flame Resistance Acceptance Designation “MSHA 2G”)

Recommended For: Medium pressure hydraulic lines. Meets or exceeds the requirements of SAE 100R1 Type AT and SAE 100R1 Type S and performance requirements of EN 853 1SN.

Tube: Black, oil resistant, synthetic rubber (Nitrile - Type C). See Hose Stock Characteristics.

Reinforcement: One braid of high-tensile steel wire.

Cover: Black, oil and abrasion resistant, synthetic rubber (Modified Nitrile - Type C2). See Hose Stock Characteristics.

Temperature Range: -40°F to +212°F (-40°C to +100°C). For water emulsions see Temperature Limits Table.

Coupling Recommendation (See Crimp Data Manual 428-7365 or E. Crimp):

Field Attachable 'Type T' Couplings

MegaCrimp® Couplings (except -3, -24 and -32)

Permanent GSP Couplings (-3 only)



Part No.	Description	Product No.						Packaging	Standard Pack
70200	3G1XCTN	4657-0618	3/16	0.47	3,625	14,500	3.5	—	800
70611	3G1XREEL	4657-0599	3/16	0.47	3,625	14,500	3.0	—	440
86611	4G1 X50FT	4657-4940	1/4	0.53	3,275	13,100	4.0	—	1
70600	4G1XREEL	4657-0120	1/4	0.53	3,275	13,100	4.0	—	440
70199	5G1XCTN	4657-0031	5/16	0.59	3,125	12,500	4.5	—	550
70970	5G1XREEL	4657-0116	5/16	0.59	3,125	12,500	4.5	—	350
86631	6G1 X100FT	4657-4905	3/8	0.69	2,600	10,400	5.0	—	1
86612	6G1 X50FT	4657-4915	3/8	0.69	2,600	10,400	5.0	—	1
70601	6G1XREEL	4657-0121	3/8	0.69	2,600	10,400	5.0	—	385
86633	8G1 X100FT	4657-4907	1/2	0.82	2,325	9,300	7.0	—	1
86613	8G1 X50FT	4657-4917	1/2	0.82	2,325	9,300	7.0	—	1
70602	8G1XREEL	4657-0122	1/2	0.82	2,325	9,300	7.0	—	330
70612	10G1XREEL	4657-0115	5/8	0.94	1,900	7,600	8.0	—	220
86614	12G1 X50FT	4657-4942	3/4	1.10	1,525	6,100	9.0	—	1
70603	12G1XREEL	4657-0123	3/4	1.10	1,525	6,100	9.0	—	220
86615	16G1 X50FT	4657-4944	1	1.41	1,275	5,100	12.0	—	1
70604	16G1XREEL	4657-0124	1	1.41	1,275	5,100	12.0	—	165
70271	20G1XCTN	4657-0646	1 1/4	1.71	925	3,700	16.0	—	120
70278	24G1XCTN	4657-2489	1 1/2	1.96	725	2,900	20.0	—	120
70279	32G1XCTN	4657-2490	2	2.52	600	2,700	25.0	—	120



(Meets Flame Resistance Acceptance Designation “MSHA 2G”)

Recommended For: Medium pressure hydraulic oil lines. Meets or exceeds requirements of SAE 100R1 Type AT.
Tube: Black, oil resistant, synthetic rubber (Nitrile - Type C). See Hose Stock Characteristics.
Reinforcement: One braid of high-tensile steel wire.
Cover: Black, oil and abrasion resistant, synthetic rubber (Hypalon® - Type M).
Temperature Range: -40°F to +275°F (-40°C to +135°C) constant and +300°F (+149°C) intermittent (up to 10% of operating time). For water emulsions see Temperature Limits Table.
Coupling Recommendation (See Crimp Data Manual 428-7365 or E. Crimp):
 MegaCrimp® Couplings (except -24 and -32)
 Permanent GSP Couplings (-24 and -32)



Part No.	Description	Product No.							Packaging	Standard Pack
85922	4G1HX 50FT	4657-4105	1/4	0.53	2,750	11,000	4.0	—	—	1
70206	4G1HXCTN	4657-0900	1/4	0.53	2,750	11,000	4.0	—	—	700
70755	4G1HXREEL	4657-2175	1/4	0.53	2,750	11,000	4.0	—	—	440
85923	6G1HX 50FT	4657-4106	3/8	0.69	2,250	9,000	5.0	—	—	1
70207	6G1HXCTN	4657-0901	3/8	0.69	2,250	9,000	5.0	—	—	475
70756	6G1HXREEL	4657-2176	3/8	0.69	2,250	9,000	5.0	—	—	385
85924	8G1HX 50FT	4657-4107	1/2	0.82	2,000	8,000	7.0	—	—	1
70208	8G1HXCTN	4657-0902	1/2	0.82	2,000	8,000	7.0	—	—	350
70757	8G1HXREEL	4657-2177	1/2	0.82	2,000	8,000	7.0	—	—	330
85925	10G1HX 50FT	4657-4108	5/8	0.94	1,500	6,000	8.0	—	—	1
70214	10G1HXCTN	4657-0910	5/8	0.94	1,500	6,000	8.0	—	—	225
70758	10G1HXREEL	4657-2178	5/8	0.94	1,500	6,000	8.0	—	—	220
85938	12G1HX 50FT	4657-2617	3/4	1.10	1,250	5,000	9.5	—	—	1
70209	12G1HXCTN	4657-0903	3/4	1.10	1,250	5,000	9.5	—	—	200
70759	12G1HXREEL	4657-2179	3/4	1.10	1,250	5,000	9.5	—	—	220
85934	16G1HX 50FT	4657-4109	1	1.41	1,000	4,000	12.0	—	—	1
70210	16G1HXCTN	4657-0904	1	1.41	1,000	4,000	12.0	—	—	120
70760	16G1HXREEL	4657-2180	1	1.41	1,000	4,000	12.0	—	—	165
85935	20G1HX 50FT	4657-4110	1 1/4	1.72	925	2,500	16.0	—	—	1
70211	20G1HXCTN	4657-0940	1 1/4	1.72	925	2,500	16.0	—	—	120
85936	24G1HX 50FT	4657-4111	1 1/2	1.96	725	2,900	20.0	—	—	1
70212	24G1HXCTN	4657-0934	1 1/2	1.96	725	2,900	20.0	—	—	120
85937	32G1HX 50FT	4657-4112	2	2.52	600	2,400	25.0	—	—	1
70213	32G1HXCTN	4657-0935	2	2.52	600	2,400	25.0	—	—	120

† Hypalon® is a Registered Trademark of DuPont.



RFS Red Fire Suppressant Hose

Medium Pressure

(Meets Flame Resistance Acceptance Designation "MSHA 2G")

Recommended For: Low-pressure powder fire suppressant applications in mining, forestry and fire fighting equipment. The red cover is for easy visual identification in these applications. Meets performance requirements 100R Type S.

Tube: Black, oil resistant, synthetic rubber (Nitrile - Type C). See Hose Stock Characteristics.

Reinforcement: One braid of high-tensile steel wire.

Cover: Red, oil and abrasion resistant (Modified Nitrile - Type C2).

Temperature Range: -40°F to +212°F (-40°C to +100°C). For water emulsions see Temperature Limits Table.

Coupling Recommendation (See Crimp Data Manual 428-7365 or E. Crimp):

MegaCrimp® Couplings

Permanent Power Crimp® Couplings (-3 only)



Part No.	Description	Product No.	⊖	⊕	⊙	⊙	⊙	⊙	Packaging	Standard Pack
H24100-03F	3RFSXREEL	4657-2145	3/8	0.45	3,000	12,000	3.0	—	—	440
H24100-04F	4RFSXREEL	4657-3314	1/4	0.53	2,750	11,000	4.0	—	—	440
H24100-06F	6RFSXREEL	4657-3313	3/8	0.68	2,250	9,000	5.0	—	—	300
H24100-08F	8RFSXREEL	4657-3315	1/2	0.80	2,000	8,000	7.0	—	—	330
H24100-12F	12RFSXREEL	4657-3316	3/4	1.09	1,250	5,000	9.5	—	—	300
H24100-16F	16RFSXREEL	4657-2155	1	1.41	1,000	4,000	12.0	—	—	165

MegaTech® II—SAE 100R2 Type AT—ACP Carton Pack

High Pressure

Recommended For: Multi-purpose high-pressure, high-temperature, air compressor lines, petroleum-base or phosphate ester hydraulic fluid supply lines. Meets or exceeds the requirements of SAE 100R2AT and SAE 100R2 Type S.

Tube: Black, oil resistant, synthetic rubber (CPE - Type J). See Hose Stock Characteristics.

Reinforcement: Two braids of high-tensile steel wire.

Cover: Blue, oil and abrasion resistant, polyester braid.

Temperature Range: -40°F to +300°F (-40°C to +149°C).

Coupling Recommendation (See Crimp Data Manual 428-7365 or E. Crimp):

MegaCrimp® Couplings (-20 only)

Permanent GSP Couplings (-24 and -32)



Part No.	Description	Product No.	⊖	⊕	⊙	⊙	⊙	⊙	Packaging	Standard Pack
70975	20ACP MEGATECHIIIXCTN	4657-8018	1 1/4	1.89	2,250	6,800	15.0	—	—	100
70858	24ACP MEGATECHIIIXCTN	4657-2484	1 1/2	2.13	1,500	6,000	20.0	—	—	100
70859	32ACP MEGATECHIIIXCTN	4657-2485	2	2.61	1,300	5,200	25.0	—	—	100



Recommended For: Air brake hose, pressurized oil return lines and rotary oil/air compressor lines, engine and transmission coolant lines and lube oil lines. Meets or exceeds DOT FMVSS 106-74, SAE J1402 (4, 6, 8, 10). Not recommended for gasoline or diesel fuel applications.

Tube: Black (Nitrile - Type C). See Hose Stock Characteristics.

Reinforcement: One braid of high-tensile steel wire.

Cover: Oil and mildew resistant, textile braid, impregnated with synthetic rubber.

Temperature Range: -40°F to +250°F (-40°C to +121°C). For water emulsions see Temperature Limits Table.

Coupling Recommendation (See Crimp Data Manual 428-7365 or E. Crimp):

- GLP Couplings
- MegaCrimp® Couplings



Part No.	Description	Product No.							Packaging	Standard Pack
85745	4TR500 X50FT	4657-2600	1/4	0.51	500	2,000	1.0	30	—	1
70881	4TR500XREEL	4657-2228	1/4	0.51	500	2,000	1.0	30	—	250
85747	6TR500 X50FT	4657-2601	3/8	0.66	500	2,000	1.8	30	—	1
70883	6TR500XREEL	4657-2520	3/8	0.66	500	2,000	1.8	30	—	350
85748	8TR500 X50FT	4657-2602	1/2	0.80	500	2,000	2.3	30	—	1
70884	8TR500XREEL	4657-2521	1/2	0.80	500	2,000	2.3	30	—	350
85749	10TR500 X50FT	4657-2603	5/8	0.93	500	2,000	2.8	30	—	1
70885	10TR500XREEL	4657-2229	5/8	0.93	500	2,000	2.8	30	—	300
85750	12TR500 X50FT	4657-2604	3/4	1.04	500	2,000	3.5	30	—	1
70886	12TR500XREEL	4657-2230	3/4	1.04	500	2,000	3.5	30	—	200
85751	16TR500 X50FT	4657-2605	1	1.30	500	2,000	4.5	30	—	1
70887	16TR500XREEL	4657-2231	1	1.30	500	2,000	4.5	30	—	150

NOTE: Federal law requires registration with the Department of Transportation for anyone producing air brake hose assemblies with swaged or crimped fittings. See Engineering and Technical Data Section for compliance.



G3H High-Temp 2-Fiber Braid Hose—SAE 100R3

Medium Pressure

Recommended For: Hydraulic oil lines, anti-freeze solutions or water. Meets or exceeds requirements of SAE 100R3.

Tube: Black, synthetic rubber (Nitrile - Type C). See Hose Stock Characteristics.

Reinforcement: Two fiber braids.

Cover: Black, oil and abrasion resistant, synthetic rubber (Neoprene - Type A). See Hose Stock Characteristics.

Temperature Range: For hydraulic oil lines -40°F to +275°F (-40°C to +135°C) constant and +300°F (+149°C) intermittent (up to 10% of operating time). For water emulsions see Temperature Limits Table.

Coupling Recommendation (See Crimp Data Manual 428-7365 or E. Crimp):

Permanent Power Crimp® Couplings



Part No.	Description	Product No.							Packaging	Standard Pack
85951	4G3H X25FT	3319-4263	1/4	0.56	1,250	5,000	3.0	28	—	1
70127	4G3HXCTN	3319-0088	1/4	0.56	1,250	5,000	3.0	28	—	455
85950	5G3HX 50FT	3319-4717	5/16	0.66	1,200	4,750	3.5	28	—	1
70420	5G3HXCTN	3319-4287	5/16	0.66	1,200	4,750	3.5	28	—	330
85952	6G3H X25FT	3319-4262	3/8	0.75	1,125	4,500	4.0	28	—	1
70128	6G3HXCTN	3319-0087	3/8	0.75	1,125	4,500	4.0	28	—	350
85953	8G3H X25FT	3319-4261	1/2	0.94	1,000	4,000	5.0	28	—	1
70126	8G3HXCTN	3319-0090	1/2	0.94	1,000	4,000	5.0	28	—	225
70421	10G3HXCTN	3319-4288	5/8	1.10	900	3,500	5.5	28	—	200
85954	12G3H X25FT	3319-4265	3/4	1.25	750	3,000	6.0	28	—	1
70119	12G3HXCTN	3319-0091	3/4	1.25	750	3,000	6.0	28	—	160
85955	16G3H X25FT	3319-4264	1	1.50	565	2,250	8.0	20	—	1
70120	16G3HXCTN	3319-0092	1	1.50	565	2,250	8.0	20	—	120
85956	20G3HX 50FT	3319-4718	1 1/4	1.75	375	1,500	10.0	15	—	1
70121	20G3HXCTN	3319-0071	1 1/4	1.75	375	1,500	10.0	15	—	120
85957	24G3HX 50FT	3319-4719	1 1/2	1.94	300	1,200	12.0	10	—	1
70422	24G3HXCTN	3319-4289	1 1/2	1.94	300	1,200	12.0	10	—	120



Recommended For: Hydraulic oil lines, heavy-duty transmission oil cooler lines and glycol anti-freeze solutions. Meets or exceeds requirements of SAE 100R6.

Tube: Black, specially compounded, synthetic rubber (Nitrile - Type C). See Hose Stock Characteristics.

Reinforcement: One fiber braid.

Cover: Black, oil and abrasion resistant, synthetic rubber (Neoprene - Type A). See Hose Stock Characteristics.

Temperature Range: For hydraulic oil lines -40°F to +275°F (-40°C to +135°C) constant and +300°F (+149°C) intermittent (up to 10% of operating time). For water emulsions see Temperature Limits Table.

Coupling Recommendation (See Crimp Data Manual 428-7365 or E. Crimp):

- GLP Couplings (except -3 and -5)
- MegaCrimp® Couplings (except -3)
- Permanent Power Crimp® Couplings (-3 only)



Part No.	Description	Product No.								Packaging	Standard Pack
70106	3GTHXCTN	3319-3301	3/16	0.44	500	2,000	2.0	28	—	—	715
70107	4GTHXCTN	3319-3305	1/4	0.50	400	1,600	2.5	28	—	—	775
86687	5GTH X50FT	3319-0305	5/16	0.56	400	1,600	3.0	28	—	—	1
70108	5GTHXCTN	3319-3310	5/16	0.56	400	1,600	3.0	28	—	—	650
70105	5GTH XBULK	3319-3309	5/16	0.56	400	1,600	3.0	28	—	—	250
86688	6GTHX X50FT	3289-0005	3/8	.63	400	1,600	3.0	28	—	—	1
70129	6GTHXBULK	3319-3314	3/8	0.63	400	1,600	3.0	28	—	—	250
86618	8GTH X50FT	3319-3317	1/2	0.78	400	1,600	4.0	18	—	—	1
70110	8GTHXCTN	3319-3320	1/2	0.78	400	1,600	4.0	18	—	—	400
70131	8GTHXREEL	3319-3323	1/2	0.78	400	1,600	4.0	18	—	—	200
86695	10GTH X25FT	3319-4268	5/8	0.91	350	1,400	5.0	15	—	—	1
70111	10GTHXCTN	3319-3325	5/8	0.91	350	1,400	5.0	15	—	—	250
70130	12GTHXCTN	3319-3335	3/4	1.06	300	1,200	5.5	15	—	—	225
70746	16GTHXCTN	3319-3345	1	1.13	250	1,000	8.0	10	—	—	165

Recommended For: Hydraulic oil lines, heavy-duty transmission oil cooler lines and glycol anti-freeze solutions. Meets or exceeds requirements of SAE 100R6.

Tube: Black, specially compounded, synthetic rubber (Nitrile - Type C). See Hose Stock Characteristics.

Reinforcement: Spiraled synthetic fiber.

Cover: Black, oil and abrasion resistant, synthetic rubber (Neoprene - Type A). See Hose Stock Characteristics.

Temperature Range: For hydraulic oil lines -40°F to +275°F (-40°C to +135°C) constant and +300°F (+149°C) intermittent (up to 10% of operating time). For water emulsions see Temperature Limits Table.

Coupling Recommendation (See Crimp Data Manual 428-7365 or E. Crimp):

- GLP Couplings
- MegaCrimp® Couplings



Part No.	Description	Product No.								Packaging	Standard Pack
70109	6GTHX XREEL	3289-0002	3/8	0.63	400	1,600	3.0	—	—	—	300



GMV Global MegaVac® Return Line and Suction Hose

Low Pressure

(Meets Flame Resistance Acceptance Designation "MSHA 2G")

Recommended For: Petroleum and water-base hydraulic fluids in suction lines or in low pressure return lines. Meets or exceeds requirements of SAE100R4. Uses half the bend radius of SAE 100R4. Meets marine ABS with use of HeatGuard™ high temp sleeve.

Tube: Black, synthetic rubber is specifically designed for resistance to high temperatures (Nitrile - Type C). See Hose Stock Characteristics.

Reinforcement: Double spiral textile (braid for -12, -16 and -20) reinforced with a helical spiral-wire to prevent collapse.

Cover: Black synthetic rubber is oil and abrasion resistant (Neoprene - Type A). See Hose Stock Characteristics.

Temperature Range: -40°F to +275°F (-40°C to +135°C) constant and +300°F (+149°C) intermittent (up to 10% of operating time). For water emulsions see Temperature Limits Table.

Coupling Recommendation (See Crimp Data Manual 428-7365 or E. Crimp):
GL Couplings
MegaCrimp® Couplings (-12 through -20)



Part No.	Description	Product No.	⊖	⊕	⊙	⊙	⊙	⊙	⊙	Packaging	Standard Pack
85577	12GMV X25FT	4504-0961	3/4	1.22	350	1,400	2.5	25	—	—	1
70184	12GMVXCTN	4504-0123	3/4	1.22	350	1,400	2.5	25	—	—	100
85578	16GMV X25FT	4504-0962	1	1.45	300	1,200	3.0	25	—	—	1
70185	16GMVXCTN	4504-0003	1	1.45	300	1,200	3.0	25	—	—	100
85579	20GMV X25FT	4504-0963	1 1/4	1.76	250	1,000	4.0	25	—	—	1
70186	20GMVXCTN	4504-0004	1 1/4	1.76	250	1,000	4.0	25	—	—	100
85583	24G4H X25FT	3105-0030	1 1/2	2.01	162	650	5.0	25	—	—	1
70136	24GMVX100FT	3105-0004	1 1/2	2.01	162	650	5.0	25	—	—	100
85584	32GMV X25FT	3105-0031	2	2.51	112	450	6.0	25	—	—	1
70137	32GMVX100FT	3105-0006	2	2.51	112	450	6.0	25	—	—	100
70147	36GMVXCTN*	3105-0008	2 1/4	2.76	88	350	7.0	25	—	—	100
70138	40GMVX100FT	3105-0010	2 1/2	3.02	68	275	7.0	25	—	—	100
70139	48GMVX100FT	3105-0014	3	3.51	62	250	9.0	25	—	—	100
70140	56GMVX100FT	3105-0015	3 1/2	4.01	56	225	10.0	25	—	—	100
70141	64GMVX100FT	3105-0018	4	4.51	56	225	12.0	25	—	—	100

* Stem and clamp only, no Gates couplings available.

G4H MegaVac® Return Line and Suction Hose

Low Pressure

(Meets Flame Resistance Acceptance Designation "MSHA 2G")

Recommended For: Petroleum and water-base hydraulic fluids in suction lines or in low pressure return lines. Meets or exceeds requirements of SAE100R4 (except 1" I.D.). Uses half the bend radius of SAE 100R4.

Tube: Black, synthetic rubber is specifically designed for resistance to high temperatures (Nitrile - Type C). See Hose Stock Characteristics.

Reinforcement: Double spiral textile reinforced with a helical spiral-wire to prevent collapse.

Cover: Black synthetic rubber is oil and abrasion resistant (Neoprene - Type A). See Hose Stock Characteristics.

Temperature Range: -40°F to +275°F (-40°C to +135°C) constant and +300°F (+149°C) intermittent (up to 10% of operating time). For water emulsions see Temperature Limits Table.

Coupling Recommendation (See Crimp Data Manual 428-7365 or E. Crimp):
GL Couplings
MegaCrimp® Couplings
Use clamp over beaded nipple.



Part No.	Description	Product No.	⊖	⊕	⊙	⊙	⊙	⊙	Packaging	Standard Pack	
85580	12G4H X25FT	3105-0027	3/4	1.17	300	1,200	2.5	25	—	—	1
70133	12G4HXCTN	3105-0022	3/4	1.17	300	1,200	2.5	25	—	—	100
85581	16G4H X25FT	3105-0028	1	1.43	200	850	3.0	25	—	—	1
70134	16G4HXCTN	3105-0001	1	1.43	212	850	3.0	25	—	—	100
85582	20G4H X25FT	3105-0029	1 1/4	1.68	200	800	4.0	25	—	—	1
70135	20G4HXCTN	3105-0036	1 1/4	1.68	200	800	4.0	25	—	—	100



Recommended For: Low-pressure hydraulic oil return lines for general purpose water, glycol antifreeze solutions, conveying diesel fuel, gasoline or air. Meets SAE 30R2 performance requirements of both Type 1 and Type 2 for fuel and B20 constant contact up to 125°F biodiesel fuel transfer applications.

Tube: Black, oil resistant, synthetic rubber (Nitrile - Type C). See Hose Stock Characteristics.

Reinforcement: One fiber braid (-3 to -10). Spiral braid (-12 to -16).







Cover: Black, synthetic rubber. Oil and abrasion resistant (Modified Nitrile - Type C2). See Hose Stock Characteristics.

Temperature Range: -40°F to +212°F (-40°C to +100°C). Air to +160°F (+71°C) only. For water emulsions see Temperature Limits Table.

Coupling Recommendation (See Crimp Data Manual 428-7365 or E. Crimp):

- GLP Couplings (except -3, -5 and -16)
- MegaCrimp® Couplings (except -3)
- Permanent Power Crimp® Couplings (-3 only)



Part No.	Description	Product No.							Packaging	Standard Pack
85940	3RLA X25FT	3284-4028	3/16	0.41	250	1,000	3.0	28	—	1
70040	3RLAXREEL	3284-0110	3/16	0.41	250	1,000	3.0	28	—	550
85941	4RLA X25FT	3284-4029	1/4	0.50	250	1,000	3.0	28	—	1
70041	4RLAXREEL	3284-0120	1/4	0.50	250	1,000	3.0	28	—	550
85942	5RLA X25FT	3284-4030	5/16	0.56	250	1,000	4.0	28	—	1
70042	5RLAXREEL	3284-0130	5/16	0.56	250	1,000	4.0	28	—	550
85943	6RLA X25FT	3284-4031	3/8	0.66	250	1,000	4.0	28	—	1
70043	6RLAXREEL	3284-0140	3/8	0.66	250	1,000	4.0	28	—	550
85944	8RLA X25FT	3284-4032	1/2	0.81	200	800	5.0	20	—	1
70044	8RLAXREEL	3284-0150	1/2	0.81	200	800	5.0	20	—	550
85945	10RLA X25FT	3284-4033	5/8	0.94	200	800	6.0	15	—	1
70045	10RLAXREEL	3284-0160	5/8	0.94	200	800	6.0	15	—	550
85946	12RLA X25FT	3284-4088	3/4	1.09	200	800	6.0	10	—	1
70046	12RLAXREEL	3284-0170	3/4	1.09	200	800	6.0	10	—	650
85947	16RLA X25FT	3284-4181	1	1.34	160	640	8.0	10	—	1
70047	16RLAXREEL	3284-0180	1	1.34	160	640	8.0	10	—	400

Recommended For: Petroleum-base hydraulic oils, glycol antifreeze, air or water in low pressure fluid transfer or hydraulic system return lines. Generally connected to 100R4 stems, beaded nipples, or tube type ports with worm gear clamps.

Tube: Black, oil resistant, synthetic rubber (Nitrile - Type C). See Hose Stock Characteristics.

Reinforcement: Three fiber braids.







Cover: Black, oil and abrasion resistant, synthetic rubber (Modified Nitrile - Type C2). See Hose Stock Characteristics.

Temperature Range: For hydraulic oil lines -40°F to +275°F (-40°C to +135°C) constant and +300°F (+149°C) intermittent (up to 10% of operating time); air to +160°F (+71°C) only. For water emulsions see Temperature Limits Table.

Coupling Recommendation (See Crimp Data Manual 428-7365 or E. Crimp):

Use barbed stem or beaded-tube with clamps only.



Part No.	Description	Product No.							Packaging	Standard Pack
70142	16RLCXCTN	3319-0261	1	1.62	200	800	9.0	25	—	50
70074	20RLCXCTN	3319-0263	1 1/4	1.88	200	800	10.0	25	—	50
70075	24RLCXCTN	3319-0264	1 1/2	2.12	200	800	11.0	25	—	100
70143	28RLCXCTN	3319-0265	1 3/4	2.38	200	800	12.0	25	—	50
70076	32RLCXCTN	3319-0266	2	2.56	200	800	13.0	25	—	50
70070	36RLCXCTN	3319-0267	2 1/4	2.87	150	600	14.0	25	—	50
70077	40RLCXCTN	3319-0268	2 1/2	3.12	150	600	16.0	25	—	50
70078	48RLCXCTN	3319-0270	3	3.62	150	600	20.0	25	—	50
70081	56RLCXCTN	3319-0272	3 1/2	4.12	150	600	24.0	25	—	50
70144	72RLCX10FT	3319-0273	4 1/2	5.19	100	400	54.0	25	—	10



PowerClean™ Hose

Recommended For: Heavy-duty use on hot and cold water high pressure cleaning equipment where heavy duty service is required. Flexible. Use Bend Restrictors to extend service life. NOTE: Not recommended for steam service.

Tube: Synthetic rubber specially compounded to handle high-pressure water service.

Reinforcement: High tensile steel one- or two-wire braid.

Cover: Specially compounded to handle pressure washer environment.

Temperature Range: -40°F to +250°F (-40° C to +121°C).

Coupling Recommendation (See Crimp Data Manual 428-7365 or E. Crimp):
MegaCrimp® Couplings



Part No.	Description	Product No.						Packaging	Standard Pack
70840	4PC3500 BLK REEL	4657-2400	1/4	0.53	3,500	14,000	4.0	—	300
85720	4PC3500 X50FT	4657-2467	1/4	0.53	3,500	14,000	4.0	—	1
70841	4PC6000 BLK REEL	4657-2410	3/8	0.68	6,000	12,000	4.0	—	300
70842	6PC3000 BLK REEL	4657-2402	3/8	0.68	3,000	12,000	5.0	—	300
70843	6PC3000 BLU REEL	4657-2404	3/8	0.68	3,000	12,000	5.0	—	300
85722	6PC3000 X50FT	4657-2469	3/8	0.68	3,000	12,000	5.0	—	1
85698	6PC3000 YELLOW X50FT	4657-0064	3/8	0.68	3,000	12,000	4.0	—	1
70848	6PC3000 YLW REEL	4657-2417	3/8	0.68	3,000	12,000	5.0	—	300
85723	6PC3000BLU X50FT	4657-2470	—	—	3,000	—	5.0	—	1
70844	6PC4000 BLK REEL	4657-2225	3/8	0.68	4,000	16,000	5.0	—	300
85724	6PC4000 X50FT	4657-2471	3/8	0.68	4,000	16,000	5.0	—	1
70845	6PC5000 BLK REEL	4657-2407	3/8	0.74	5,000	20,000	5.0	—	300
85725	6PC5000 X50FT	4657-2472	3/8	0.74	5,000	20,000	5.0	—	1
85721	6PC6000 X 50FT	4657-2468	3/8	0.74	6,000	24,000	4.0	—	1
70846	8PC2500 BLK REEL	4657-2408	1/2	0.80	2,500	10,000	7.0	—	300
85726	8PC2500 X50FT	4657-2473	1/2	0.80	2,500	10,000	7.0	—	1
70847	8PC4000 BLK REEL	4657-2426	1/2	0.86	4,000	16,000	7.0	—	300
85727	8PC4000 X50FT	4657-2474	1/2	0.86	4,000	16,000	7.0	—	1

NOTE: Not recommended for Steam Hose.

LP350 Hose

Application Note: No LP350 hose assemblies 60" or longer allowed per UL requirement.

Recommended For: Liquid or gaseous propane, butane or any combination of these two mixtures up to 350 psi rated working pressure. Can be used for natural gas under certain conditions such as: open/outside areas and well ventilated factory buildings (if local building codes permit). Not recommended for residential or office buildings. Contact Denver Product Application (303) 744-5070 for inspection and assembly testing information. Meets UL Standard #21, CAN/CGA-8.1-M86, NFPA 58, Section 8-3, 5.

Tube: Nitrile - Type C. See Hose Stock Characteristics.

Reinforcement: Braided, high tensile synthetic textile cord.

Cover: Black perforated Neoprene - Type A. See Hose Stock Characteristics.

Temperature Range: -40°F to +180°F (-40°C to +82°C). For water emulsions see Temperature Limits Table.

Coupling Recommendation (See Crimp Data Manual 428-7365 or E. Crimp):
Permanent PC Couplings



Part No.	Description	Product No.						Packaging	Standard Pack
85717	4LP350 X50FT	3220-1116	1/4	0.56	350	1,400	3.0	—	1
85718	6SP350 X 50FT	3220-1123	3/8	0.70	350	1,400	—	—	1
85719	8LP350 X50FT	3220-1117	1/2	0.84	350	1,400	5.0	—	1



Recommended For: Hydraulic oil lines, heavy-duty transmission oil cooler lines and power steering circuit lines. Meets or exceeds requirements of SAE J1019.

Tube: Black, specially compounded, synthetic rubber (CPE - Type J).

Reinforcement: One or two fiber braids.

Cover: Black, oil and abrasion resistant, synthetic rubber (Hypalon® - Type A).

Temperature Range: -40°F to +300°F (-40°C to +149°C).

Coupling Recommendation (See Crimp Data Manual 428-7365 or E. Crimp):

- GLP Couplings
- MegaCrimp® Couplings



Part No.	Description	Product No.	⊖	⊕	⊙	⊙	⊙	⊙	Packaging	Standard Pack
85439	8S/R XHX50FT	3319-4714	1/2	0.78	250	1,000	4.0	18	—	1
70963	8S/R-XHXCTN	3319-4514	1/2	0.78	250	1,000	4.0	18	—	400
85440	10S/R XH X50FT	3319-4715	5/8	0.83	250	1,000	5.0	15	—	1
70964	10S/R-XHXCTN	3319-4516	5/8	0.83	250	1,000	5.0	15	—	250
85441	12S/R XH X50FT	3319-4716	3/4	1.16	250	1,000	6.0	15	—	1
70965	12S/R-XHXCTN	3319-4518	3/4	1.16	250	1,000	6.0	15	—	225

† Hypalon® is a Registered Trademark of DuPont.

Thermoplastic

TH8 Hydraulic Hose—SAE 100R8

Recommended For: Use with petroleum, water base and synthetic hydraulic fluids. Applications include: power and telephone mobile equipment (cherry pickers), lubrication lines, blowout preventer control lines, hydraulic lifts and farm and construction machinery. TH8NC hose (orange cover) meets SAE 100R8 non-conductivity requirements. TH8 and TH8NC hoses meet or exceed performance requirements of SAE 100R8 with a significantly tighter bend radius. Multiline available.

Tube: 100% seamless Nylon - Type Z that easily handles a broad range of hydraulic fluids, including phosphate esters and water glycol. See Hose Stock Characteristics.

Reinforcement: Two polyester braids.

Cover: Black or orange urethane resists hydraulic fluids, high temperatures, aging and weather. TH8NC (orange) is non-perforated for applications requiring electrical non-conductivity. TH8NC meets SAE 100R8 Electrical Conductivity Test. Maximum leakage shall not exceed 50 microamperes when subjected to 75 kV/Ft. for five minutes. (Orange is industry accepted color for non-conductive hose). Black cover is perforated for use in general hydraulic and pneumatic service.

Temperature Range: -65°F to +200°F (-54°C to +93°C) continuous service for petroleum and synthetic oils. Maximum of +158°F (+70°C) for water, water/oil emulsions and water glycol.

Coupling Recommendation (See Crimp Data Manual 428-7365 or E. Crimp):

- MegaCrimp® Couplings (-4 through -16)
- Swage PCTS Permanent Couplings (-3 only)



Part No.	Description	Product No.	⊖	⊕	⊙	⊙	⊙	⊙	Packaging	Standard Pack
85415	3TH8 X50FT	4467-1201	3/16	0.50	5,000	20,000	1.5	—	—	1
71077	3TH8XCTN	4467-1178	3/16	0.50	5,000	20,000	1.5	—	—	250
85416	4TH8 X50FT	4467-1180	1/4	0.61	5,000	20,000	2.0	—	—	1
71078	4TH8XCTN	4467-1179	1/4	0.61	5,000	20,000	2.0	—	—	250
85417	6TH8 X50FT	4467-1182	3/8	0.75	4,000	16,000	2.5	—	—	1
71079	6TH8XCTN	4467-1181	3/8	0.75	4,000	16,000	2.5	—	—	250
85418	8TH8 X50FT	4467-1202	1/2	0.87	3,500	14,000	4.0	—	—	1
71019	8TH8XCTN	4467-1183	1/2	0.87	3,500	14,000	4.0	—	—	250
71080	12TH8XCTN	4467-1184	3/4	1.13	2,250	9,000	6.5	—	—	200
71081	16TH8XCTN	4467-1185	1	1.45	2,000	8,000	10.0	—	—	200



TH8NC Non Conductive Hydraulic Hose—SAE 100R8

Thermoplastic

Recommended For: Use with petroleum, water base and synthetic hydraulic fluids. Applications include: power and telephone mobile equipment (cherry pickers), lubrication lines, blowout preventer control lines, hydraulic lifts and farm and construction machinery. TH8NC hose (orange cover) meets SAE 100R8 non-conductivity requirements. TH8 and TH8NC hoses meet or exceed performance requirements of SAE 100R8 with a significantly tighter bend radius. Multiline available.

Tube: 100% seamless Nylon - Type Z that easily handles a broad range of hydraulic fluids, including phosphate esters and water glycol. See Hose Stock Characteristics.

Reinforcement: Two polyester braids.

Cover: Black or orange urethane resists hydraulic fluids, high temperatures, aging and weather. TH8NC (orange) is non-perforated for applications requiring electrical non-conductivity. TH8NC meets SAE 100R8 Electrical Conductivity Test. Maximum leakage shall not exceed 50 microamperes when subjected to 75 kV/Ft. for five minutes. (Orange is industry accepted color for non-conductive hose). Black cover is perforated for use in general hydraulic and pneumatic service.

Temperature Range: -65°F to +200°F (-54°C to +93°C) continuous service for petroleum and synthetic oils. Maximum of +158°F (+70°C) for water, water/oil emulsions and water glycol.

Coupling Recommendation (See Crimp Data Manual 428-7365 or E. Crimp): MegaCrimp® Couplings



Part No.	Description	Product No.	⊖	⊕	⊙	⊙	⊙	Packaging	Standard Pack
85419	4TH8NC X50FT	4467-1187	1/4	0.61	5,000	20,000	2.0	—	1
71020	4TH8NCXCTN	4467-1186	1/4	0.61	5,000	20,000	2.0	—	250
85420	6TH8NC X50FT	4467-1203	3/8	0.75	4,000	16,000	2.5	—	1
71082	6TH8NCXCTN	4467-1204	3/8	0.75	4,000	16,000	2.5	—	250
85421	8TH8NC X50FT	4467-1190	1/2	0.87	3,500	14,000	4.0	—	1
71083	8TH8NCXCTN	4467-1189	1/2	0.87	3,500	14,000	4.0	—	250

TH7 Hydraulic Hose—SAE 100R7

Thermoplastic

Recommended For: Petroleum, water base and synthetic hydraulic fluids. Applications include: power and telephone mobile equipment (cherry pickers), lubrication lines, blowout preventer control lines, hydraulic lifts and farm and construction machinery. TH7 hoses meet or exceed performance requirements of SAE 100R7 with a significantly tighter bend radius.

Tube: 100% seamless Nylon - Type Z that easily handles a broad range of hydraulic fluids, including phosphate esters and water glycol. See Hose Stock Characteristics.

Reinforcement: Braided synthetic fiber (-2, -8, -12 and -16). Spiraled synthetic fiber (-3, -4, -5 and -6).

Cover: Black polyurethane that resists hydraulic fluids, high temperatures, aging and weathering. Black TH7 is perforated for use in general hydraulic and pneumatic service.

Temperature Range: -65°F to +200°F (-54°C to +93°C) continuous service for petroleum and synthetic oils. Maximum of +158°F (+70°C) for water, water/oil emulsions and water glycol.

Coupling Recommendation (See Crimp Data Manual 428-7365 or E. Crimp): MegaCrimp® Couplings
Swage PCTS Permanent Couplings (-2 and -3)



Part No.	Description	Product No.	⊖	⊕	⊙	⊙	⊙	Packaging	Standard Pack
71011	2TH7XCTN	4467-1154	1/8	0.32	3,000	12,000	.5	—	250
85401	3TH7 X50FT	4467-1194	3/16	0.41	3,000	12,000	.8	—	1
71012	3TH7XCTN	4467-1155	3/16	0.41	3,000	12,000	.8	—	250
85402	4TH7 X50FT	4467-1195	1/4	0.50	2,750	11,000	1.3	—	1
71103	4TH7XCTN	4467-1157	1/4	0.50	2,750	11,000	1.3	—	250
85403	5TH7 X50FT	4467-1160	5/16	0.56	2,500	10,000	1.8	—	1
71014	5TH7XCTN	4467-1159	5/16	0.56	2,500	10,000	1.8	—	250
85404	6TH7 X50FT	4467-1162	3/8	0.64	2,250	9,000	2.0	—	1
71015	6TH7XCTN	4467-1161	3/8	0.64	2,250	9,000	2.0	—	250
85405	8TH7 X50FT	4467-1164	1/2	0.80	2,000	8,000	3.0	—	1
71021	8TH7XCTN	4467-1207	1/2	0.80	2,000	8,000	3.0	—	250
85406	12TH7 X50FT	4467-1193	3/4	1.05	1,250	5,000	5.0	—	1
71070	12TH7XCTN	4467-1165	3/4	1.05	1,250	5,000	5.0	—	200
85407	16TH7 X50FT	4467-1197	1	1.32	1,000	4,000	10.0	—	1
71071	16TH7XCTN	4467-1196	1	1.32	1,000	4,000	10.0	—	200



Recommended For: Petroleum and synthetic hydraulic fluids. Applications include: power and telephone mobile equipment (cherry pickers), lubrication lines, blowout preventer control lines, hydraulic lifts and farm and construction machinery. Orange color TH7NC meets SAE 100R7 non-conductivity requirements. TH7NC hose meets or exceeds performance requirements of SAE 100R7 with a significantly tighter bend radius. Meets ANSI A92.2 for vehicle mounted aerial devices (-3 to -8).

Tube: -2, -12, and -16: 100% seamless Nylon - Type Z that easily handles a broad range of hydraulic fluids, including phosphate esters and water glycol; -3 through -8 Polyester. See Hose Stock Characteristics.

Reinforcement: Braided synthetic fiber (except -2: Spiraled synthetic fiber).

Cover: Orange urethane that resists hydraulic fluids, high temperatures, aging and weathering. Orange TH7NC is non-perforated for applications requiring electrical non-conductivity. Meets SAE 100R7 Electrical Conductivity Test. Maximum leakage shall not exceed 50 microamperes when subjected to 75 kV/Ft. for five minutes. (Orange is industry accepted color for non-conductive hose).

Temperature Range: -65°F to +200°F (-54°C to +93°C) continuous service for petroleum and synthetic oils. Maximum of +158°F (+70°C) for water, water/oil emulsions and water glycol.

Coupling Recommendation (See Crimp Data Manual 428-7365 or E. Crimp):
 MegaCrimp® Couplings
 Swage PCTS Permanent Couplings (-2 and -3)



Part No.	Description	Product No.	⊖	⊕	⊙	⊙	⊙	Packaging	Standard Pack
71072	2TH7NCXCTN	4467-1166	1/8	0.32	3,000	12,000	.5	—	250
85408	3TH7NC X50FT	4467-1205	3/16	0.41	3,000	12,000	.8	—	1
71073	3TH7NCXCTN	4467-1167	3/16	0.41	3,000	12,000	.8	—	250
85409	4TH7NC X50FT	4467-1170	1/4	0.50	2,750	11,000	1.3	—	1
71016	4TH7NCXCTN	4467-1169	1/4	0.50	2,750	11,000	1.3	—	250
85410	5TH7NC X50FT	4467-1172	5/16	0.56	2,500	10,000	1.8	—	1
71074	5TH7NCXCTN	4467-1171	5/16	0.56	2,500	10,000	1.8	—	250
85411	6TH7NC X50FT	4467-1174	3/8	0.64	2,250	9,000	2.0	—	1
71017	6TH7NCXCTN	4467-1173	3/8	0.64	2,250	9,000	2.0	—	250
85412	8TH7NC X50FT	4467-1206	1/2	0.80	2,000	8,000	3.0	—	1
71018	8TH7NCXCTN	4467-1175	1/2	0.80	2,000	8,000	3.0	—	250
85413	12TH7NC X50FT	4467-1200	3/4	1.05	1,250	5,000	5.0	—	1
71075	12TH7NCXCTN	4467-1177	3/4	1.05	1,250	5,000	5.0	—	200
85414	16TH7NC X50FT	4467-1199	1	1.32	1,000	4,000	10.0	—	1
71076	16TH7NCXCTN	4467-1198	1	1.32	1,000	4,000	10.0	—	200

Recommended For: Petroleum, water base and synthetic hydraulic fluids. Applications include: power and telephone mobile equipment (cherry pickers), lubrication lines, blowout preventer control lines, hydraulic lifts and farm and construction machinery. TH7DL hoses meet or exceed performance requirements of SAE 100R7 with significantly tighter bend radius.

Tube: 100% seamless Nylon - Type Z that easily handles a broad range of hydraulic fluids, including phosphate esters and water glycol. See Hose Stock Characteristics.

Reinforcement: Spiraled synthetic fiber.

Cover: Black polyurethane that resists hydraulic fluids, high temperatures, aging and weathering. Black TH7DL is perforated for use in general hydraulic and pneumatic service.

Temperature Range: -65°F to +200°F (-54°C to +93°C) continuous service for petroleum and synthetic oils. Maximum of +158°F (+70°C) for water, water/oil emulsions and water glycol.

Coupling Recommendation (See Crimp Data Manual 428-7365 or E. Crimp):
 MegaCrimp® Couplings



Part No.	Description	Product No.	⊖	⊕	⊙	⊙	⊙	Packaging	Standard Pack
71084	4TH7DLXCTN	4472-0220	1/4	0.50	2,750	11,000	1.3	—	250
85422	5TH7DL X50FT	4472-0222	5/16	0.56	2,500	10,000	1.8	—	1
71085	5TH7DLXCTN	4472-0221	5/16	0.56	2,500	10,000	1.8	—	250
71022	6TH7DLXCTN	4472-0223	3/8	0.64	2,250	9,000	2.0	—	250
71086	8TH7DLXCTN	4472-0224	1/2	0.80	2,000	8,000	3.0	—	250



TH7NCDL Non Conductive Dual Line Hydraulic Hose— SAE 100R7

Thermoplastic

Recommended For: Petroleum, water base and synthetic hydraulic fluids. Applications include: power and telephone mobile equipment (cherry pickers), lubrication lines, blowout preventer control lines, hydraulic lifts and farm and construction machinery. Orange color TH7NCDL meets SAE 100R7 non-conductivity requirements. TH7NCDL hose meets or exceeds performance requirements of SAE 100R7 with significantly tighter bend radius.

Tube: Polyester.

Reinforcement: Braided synthetic fiber.

Cover: Orange urethane that resists hydraulic fluids, high temperatures, aging and weathering. Orange TH7NCDL is non-perforated for applications requiring electrical non-conductivity. Meets SAE 100R7 Electrical Conductivity Test. Maximum leakage shall not exceed 50 microamperes when subjected to 75 kV/Ft. for five minutes. (Orange is industry accepted color for non-conductive hose.)

Temperature Range: -65°F to +200°F (-54°C to +93°C) continuous service for petroleum and synthetic oils. Maximum of +158°F (+70°C) for water, water/oil emulsions and water glycol.

Coupling Recommendation (See Crimp Data Manual 428-7365 or E. Crimp):
MegaCrimp® Couplings



Part No.	Description	Product No.						Packaging	Standard Pack
85786	4TH7NCDL X50FT	4472-0226	1/4	0.50	2,750	11,000	1.3	—	1
71087	4TH7NCDLXCTN	4472-0225	1/4	0.50	2,750	11,000	1.3	—	250
85424	6TH7NCDL X50FT	4472-0228	3/8	0.64	2,250	9,000	2.0	—	1
71088	6TH7NCDLXCTN	4472-0227	3/8	0.64	2,250	9,000	2.0	—	250
85425	8TH7NCDL X50FT	4472-0230	1/2	0.80	2,000	8,000	3.0	—	1
71089	8TH7NCDLXCTN	4472-0229	1/2	0.80	2,000	8,000	3.0	—	250

TH18 Constant Pressure Non Conductive Hydraulic Hose—SAE 100R18

Thermoplastic

Recommended For: TH18 hose meets or exceeds performance requirements of SAE 100R18 with a significantly tighter bend radius. Suitable for petroleum or synthetic-based hydraulic fluids in hydraulic systems. TH18 is ideal for industrial and agricultural applications exposed to low temperatures or cyclic and quick temperature changes. Remains highly flexible in cold weather conditions and is resistant to hydraulic fluids, high temperatures, aging and weathering.

Tube: Polyester elastomer.

Reinforcement: One band of synthetic fiber.

Cover: Special polyester, black, perforated.

Temperature Range: -67°F to +212°F (-55°C to +100°C) continuous service for petroleum and synthetic oils. Maximum of +158°F (+70°C) for water-based fluids.

Coupling Recommendation (See Crimp Data Manual 428-7365 or E. Crimp):
MegaCrimp® Couplings with TuffCoat™ plating.



Part No.	Description	Product No.						Packaging	Standard Pack
71001	4TH18XCTN	4467-0006	1/4	0.48	3,000	12,000	1.4	—	250
71002	5TH18XCTN	4467-0007	5/16	0.56	3,000	12,000	1.8	—	250
71003	6TH18XCTN	4467-0008	3/8	0.65	3,000	12,000	1.8	—	250
71004	8TH18XCTN	4467-0009	1/2	0.89	3,000	12,000	2.8	—	250
71005	10TH18XCTN	4467-0010	5/8	1.03	3,000	12,000	3.9	—	250



Recommended For: TH18NC hose meets or exceeds performance requirements of SAE 100R18 with a significantly tighter bend radius. Suitable for petroleum or synthetic-based hydraulic fluids in hydraulic systems. TH18NC non-conductive hoses are suitable for use in high-voltage applications. Remains highly flexible in cold weather conditions and is resistant to hydraulic fluids, high temperatures, aging and weathering.

Tube: Polyester elastomer.

Reinforcement: Two bands of synthetic fiber.

Cover: Special polyester, orange (industry-accepted color for non-conductive hose), non-perforated for applications requiring electrical non-conductivity. Meets SAE 100R18 Electrical Conductivity Test. Maximum leakage shall not exceed 50 microamperes when subjected to 75kV/ft for five minutes.

Temperature Range: -67°F to +212°F (-55°C to +100°C) continuous service for petroleum and synthetic oils. Maximum of +158°F (+70°C) for water-based fluids.

Coupling Recommendation (See Crimp Data Manual 428-7365 or E. Crimp): MegaCrimp® Couplings with TuffCoat™ plating.



Part No.	Description	Product No.	⊖	⊕	⌚	⌚	⌚ _R	Packaging	Standard Pack
71006	4TH18NCXCTN	4467-0011	1/4	0.48	3,000	12,000	1.4	—	250
71007	5TH18NCXCTN	4467-0012	5/16	0.56	3,000	12,000	1.8	—	250
71008	6TH18NCXCTN	4467-0013	3/8	0.65	3,000	12,000	1.8	—	250
71009	8TH18NCXCTN	4467-0014	1/2	0.89	3,000	12,000	2.8	—	250
71010	10TH18NCXCTN	4467-0015	5/8	1.03	3,000	12,000	3.9	—	250

Refrigerant

PolarSeal® Hose

(SAE J51, Type A2 Dimensions; SAE J51, Type D Performance; SAE J2064, Type C, Class II Performance).

Features Advantages: Can be crimped with current AC die sets on MC4-20, PC707 and OmniCrimp® 21.

Cover is black synthetic EPDM rubber.

Designed for environmentally safe R134a refrigerants

Meets or exceeds SAE J2064 Type C., Class 2.

Minimizes permeation of both R134a and R12 refrigerants.

Use in automotive air conditioning and industrial systems.

Recommended For: Liquid and gaseous R134a and R12 refrigerants in automotive air conditioning and industrial systems; i.e., tractors, construction trucks, mobile and stationary refrigeration units. Designed to minimize permeation of R134a refrigerant.

Tube: Black, synthetic rubber (Chloroprene - Type A). See Hose Stock Characteristics.

Reinforcement: Two layers of spiral polyester.

Cover: Black synthetic rubber (EPDM). See Hose Stock Characteristics.

Temperature Range: -22°F to +257°F (-30°C to +125°C).

Barrier: Nylon liner.

Coupling Recommendation (See Crimp Data Manual 428-7365 or E. Crimp): Permanent PolarSeal® (ACA) Couplings



Part No.	Description	Product No.	⊖	⊕	⌚	⌚	⌚ _R	⊙	Packaging	Standard Pack
85664	6AC134A X25FT	3353-0901	5/16	0.75	500	2,000	2.0	24	—	1
70624	6AC134AXREEL	3353-0903	5/16	0.75	500	2,000	2.0	24	—	340
85665	8AC134A X25FT	3353-0906	13/32	0.91	500	2,000	3.0	24	—	1
70625	8AC134AXREEL	3353-0908	13/32	0.91	500	2,000	3.0	24	—	235
85666	10AC134A X25FT	3353-0911	1/2	1.00	500	2,000	4.0	24	—	1
70626	10AC134AXREEL	3353-0913	1/2	1.00	500	2,000	4.0	24	—	210
85667	12AC134A X25FT	3353-0916	5/8	1.13	500	2,000	5.0	24	—	1
70627	12AC134AXREEL	3353-0918	5/8	1.13	500	2,000	5.0	24	—	175



Designed to meet requirements of SAE J2050 specifications.

Recommended For: Power steering pressure lines. Designed to meet requirements of SAE J2050 specifications.

Tube: Synthetic rubber specially compounded to provide resistance to high temperatures and power steering fluid (Hypalon® - Type M). See Hose Stock Characteristics.






Reinforcement: Two high strength nylon braids that resist high temperatures and allow for expansion for system noise dampening.

Cover: Black, synthetic rubber developed specifically to resist under hood environment (Hypalon®).

Temperature Range: -40°F to +300°F (-40°C to +150°C).

Coupling Recommendation (See Crimp Data Manual 428-7365 or E. Crimp):
Permanent Power Steering Couplings



Part No.	Description	Product No.						Packaging	Standard Pack
86049	6PS188 X25FT	3317-0107	3/8	0.71	1,500	6,000	3.25	—	1
86050	6PS188 X50FT	3317-0108	3/8	0.71	1,500	6,000	3.25	—	1

† Hypalon® is a Registered Trademark of DuPont.

In the shop or in the field, Gates has a crimper for every job.



MobileCrimp® 4-20

- The latest in high tech crimping.
- Portable and lightweight – only 57 pounds.
- Powerful enough to crimp up to 1-1/4" I.D. four spiral-wire hose.
- Great for jobs in the field.
- Digital dial accuracy for precise, consistent crimping.



Power Crimp® 707

- The most precise, yet simplest crimper made.
- The first crimper with electronic digital readout to indicate crimp diameter setting.
- Crimps low pressure return lines to high pressure spiral hoses, from 3/16" to 1-1/4" I.D. four-spiral wire.
- Crimps straight and bent tube couplings, plus 45° and 90° block types.
- Swage capable.



Power Crimp® 3000B

- Designed to withstand the punishment of continued use.
- Ram can exert a hydraulic force in excess of 125 tons.
- Crimp all Gates hydraulic hose types 3/16" through 2" I.D. including six spiral-wire hose.
- Automatic limit switch gives push button convenience.

GC32-XD® Crimper

- Crimps every hose and coupling in the Gates hydraulic catalog, including 2-1/2" Global MegaVac® return lines.
- Accepts electrical input from 208 volts to 260 volts, single phase.
- Twice as fast as the Gates OmniCrimp® 21 crimper, which the GC32-XD is replacing.
- Patented quick change tool enables fast loading and unloading of color-coded, numbered dies.



For complete crimper specifications, see the following pages.

EQUIPMENT

HOSE/CPLG. SELECTION

GLOBALSPIRAL COUPLINGS

PCM COUPLINGS

PCS COUPLINGS

PCM/PCS FERRULES

MEGACRIMP COUPLINGS

POWER CRIMP COUPLINGS

FIELD ATTACHABLE G1 & G2 COUPLINGS

LOW PRESSURE COUPLINGS

GLX COUPLINGS

POLARSEAL COUPLINGS

POWER STEERING

PCTS THERMO-PLASTIC COUPLINGS

ADAPTERS

ACCESSORIES

QUICK DISCONNECT COUPLERS

BALL VALVES

ASSEMBLY FABRICATION



EQUIPMENT

HOSE/CPLG. SELECTION

GLOBALSPIRAL COUPLINGS

PCM COUPLINGS

PCS COUPLINGS

PCM/PCS FERRULES

MEGACRIMP COUPLINGS

POWER CRIMP COUPLINGS

FIELD ATTACHABLE G1 & G2 COUPLINGS

LOW PRESSURE COUPLINGS

GLX COUPLINGS

POLARSEAL COUPLINGS

POWER STEERING

PCTS THERMO-PLASTIC COUPLINGS

ADAPTERS

ACCESSORIES

QUICK DISCONNECT COUPLERS

BALL VALVES

ASSEMBLY FABRICATION

MobileCrimp® 4-20 Crimper

This lightweight, versatile crimper is powerful enough to crimp up to 1-1/4" four spiral-wire hose. Weighing approximately 57 pounds, this new field crimper combines the latest crimping technology with old-fashioned toughness and durability.

Features two control options:

Digital Dial Control

Just dial in appropriate crimp setting and hold the start button until light comes on and buzzer sounds, then release. Ability to lock-in setting for multiple assemblies. Light and buzzer operate on two "AAA" batteries.

Product Number: 7480-0051



Accessories	Product Number
Crimper-to-Pump Male Quick Disconnect	7252-8831
Crimper-to-Pump Female Quick Disconnect	7252-8830
Carrying Case	7482-1121
Vinyl Cover	7482-1120

MobileCrimp® 4-20 Die Selection Table

For MegaCrimp® (G25) Couplings

Hose Type	Hose Sizes						
	1/4"	3/8"	1/2"	5/8"	3/4"	1"	1-1/4"
M3K	MC21 or MC31	MC22 or MC32	MC33	MC34	MC35	MC37	—
M2T	MC21 or MC31	MC22 or MC32	MC33	MC34	MC35	MC37	—
G1	MC21 or MC31	MC22 or MC32	MC33	MC34	MC35	MC37	MC39
G2	MC21 or MC31	MC22 or MC32	MC33	MC34	MC35	MC37	MC39

For other hose and coupling configurations, reference www.gates.com/ecrimp or Gates crimp data manual.

For GlobalSpiral™ (G20) Couplings

Hose Type	Hose Sizes					
	3/8"	1/2"	5/8"	3/4"	1"	1-1/4"
EFG6K	MC33	MC33	MC35	MC35	MC37	—
EFG5K	MC33	MC33	MC35	MC35	MC37	—
EFG4K	MC33	MC33	MC35	MC35	MC37	MC39*

*MGS (G21 series) couplings only.

Die Sets (ordered separately)

Die Set	MC21/MC31	MC22/MC32	MC33	MC34	MC35	MC37	MC39
Product No.	7482-1220/1018	7482-1221/1019	7482-1133	7482-1134	7482-1135	7482-1137	7482-1139



MobileCrimp® 4-20 Power Sources

Wide selection of pumps to match all your power needs.



Hand Pump

No power source needed. Economical, convenient and portable for use anywhere. Make factory-quality assemblies in the field to minimize downtime.

Product Number: 7481-0006

Pressure Rating: 10,000 psi

Weight: 25.6 lbs.

Shop Air Pump

Works off standard shop air (90 psi). Economical, convenient and versatile for use wherever 90 psi compressed air is available.

Product Number: 7481-0002

Pressure Rating: 10,000 psi

Weight: 10 lbs.



1/2 HP 115 Volt AC Pump

Medium speed. Economical. Recommended for a stationary or mobile application.

Product Number: 7481-0034

Pressure Rating: 10,000 psi

Weight: 32 lbs.

1-1/2 HP 115 Volt AC Pump

High speed. Recommended for stationary applications only.

Product Number: 7481-0035

Pressure Rating: 10,000 psi

Weight: 108 lbs.



EQUIPMENT

HOSE/CPLG. SELECTION

GLOBALSPIRAL COUPLINGS

PCM COUPLINGS

PCS COUPLINGS

PCM/PCS FERRULES

MEGACRIMP COUPLINGS

POWER CRIMP COUPLINGS

FIELD ATTACHABLE G1 & G2 COUPLINGS

LOW PRESSURE COUPLINGS

GLX COUPLINGS

POLARSEAL COUPLINGS

POWER STEERING

PCTS THERMO-PLASTIC COUPLINGS

ADAPTERS

ACCESSORIES

QUICK DISCONNECT COUPLERS

BALL VALVES

ASSEMBLY FABRICATION



EQUIPMENT

HOSE/CPLG. SELECTION

GLOBALSPIRAL COUPLINGS

PCM COUPLINGS

PCS COUPLINGS

PCM/PCS FERRULES

MEGACRIMP COUPLINGS

POWER CRIMP COUPLINGS

FIELD ATTACHABLE G1 & G2 COUPLINGS

LOW PRESSURE COUPLINGS

GLX COUPLINGS

POLARSEAL COUPLINGS

POWER STEERING

PCTS THERMO-PLASTIC COUPLINGS

ADAPTERS

ACCESSORIES

QUICK DISCONNECT COUPLERS

BALL VALVES

ASSEMBLY FABRICATION

Power Crimp® 707

Gates Power Crimp 707 is the most precise, yet simplest crimper made. It was the first crimper with electronic digital readout to indicate gauge setting.

The toughest part about using the 707 is pushing a button. It takes just a few seconds to make factory-quality hose assemblies.

Crimps most hydraulic hoses from low pressure return lines to extremely high pressure spirals, from 3/16" to 1-1/4" I.D. Crimps straight and bent tube couplings, plus 45° and 90° block types. Can also be adapted for use as a power swager.



SPECIFICATIONS

Product Number: 7480-0043

Standard PC707 without die sets wired for 115 volts (includes die backup ring and a notched cone).

Product Number: 7480-0046

Standard PC707 without die sets wired for 230 volts (includes die backup ring, a notched cone and a no-notched cone).

Production Rate: 100 assemblies per hour (using 1/2" I.D. two-wire straight thread assemblies).

Dimensions: 13" wide by 12" deep by 26-1/2" high.

Weight: 188 lbs.

Power Crimp® 707 Die Selection Table

For MegaCrimp® (G25) Couplings

Hose Type	Hose Sizes						
	1/4"	3/8"	1/2"	5/8"	3/4"	1"	1-1/4"
M3K	721 or 731	722 or 732	733	734	735	737	—
M2T	721 or 731	722 or 732	733	734	735	737	—
G1	721 or 731	722 or 732	733	734	735	737	739
G2	721 or 731	722 or 732	733	734	735	737	739

For GlobalSpiral™ (G20) Couplings

Hose Type	Hose Sizes					
	3/8"	1/2"	5/8"	3/4"	1"	1-1/4"
EFG6K	733	733	735	735	737	—
EFG5K	733	733	735	735	737	—
EFG4K	733	733	735	735	737	739

For other hose and coupling configurations, reference www.gates.com/ecrimp or Gates crimp data manual.

Die Sets (ordered separately)

Die Set	721/731	722/732	733	734	735	737*	739*
Product No.	7482-1217/0931	7482-1218/0932	7482-0933	7482-0934	7482-0935	7482-0937	7482-0939

* Must Use No-Notch Die Cone.

Die Cones: No-Notch Product Number: 7482-0297.
Notched Product Number: 7482-0239.

Power Crimp® Power Source

The flows of two fixed displacement pumps are combined to deliver a high volume of oil at low pressure for fast transversion.



SPECIFICATIONS

Product Number: 7481-0023

(115 volt, 30 amp, circuit, 1 h.p., 60 cycles)

Dimensions: 12" wide by 25" deep by 12" high.

Weight: 70 lbs.

Maximum Working Pressure: 4,900 psi.



Power Crimp® 3000B

Crimp permanent assemblies in hose sizes from 3/16" through 2" I.D. (including six spiral-wire hose) using Gates Power Crimp 3000B.

Power Crimp 3000B is rugged enough to absorb the punishment of continued use. The ram can exert a hydraulic force in excess of 125 tons and can crimp all Gates hydraulic hose types from 3/16" through 2" I.D.

This Gates crimper uses an automatic limit switch to give push-button convenience during the crimping operation—accurately and dependably.

SPECIFICATIONS

Product Number: 7480-0044

Dimensions: 10" wide by 10" deep by 25" high

Weight: 375 lbs.

Production Rate: 209 assemblies per hour (using 1/2" I.D. one-wire braid hose and straight stems with return stroke limiting arm).



Power Crimp® 3000B Die Selection Table

For GlobalSpiral™ (G20) Couplings

Hose Type	Hose Sizes					
	3/8"	1/2"	5/8"	3/4"	1"	1 1/4"
G6K	33	33	35	35	37	310L
G5K	33	33	35	35	37	310L
C12M	33	33	—	35	37	39

For MegaCrimp® (G25) Couplings

Hose Type	Hose Sizes						
	1/4"	3/8"	1/2"	5/8"	3/4"	1"	1-1/4"
M3K	21 or 31	22 or 32	33	34	35	37	—
M2T	21 or 31	22 or 32	33	34	35	37	—
G1	21 or 31	22 or 32	33	34	35	37	39
G2	21 or 31	22 or 32	33	34	35	37	39

For GSP & GSH Couplings

Hose Type	Hose Sizes	
	1-1/2"	2"
EFG6K	311	—
EFG5K	311	314
EFG3K	311	313
G1H	310(L)	313
G2H	310(L)	312

For other hose and coupling configurations, reference www.gates.com/ecrimp or Gates crimp data manual.

Die Sets (ordered separately)

Die Set	21/31	22/32	33	34	35	37	39
Product No.	7482-1224/6515	7482-1225/6516	7482-6517	7482-6518	7482-6519	7482-6582	7482-7011
Die Set	310L [Ⓢ]	311	312	313	314	32C4	
Product No.	7482-1127	7482-7023	7482-7029	7482-6523	7482-0298	7482-6584	

Ⓢ310L supersedes 310 die.

Power Crimp® 3000B Power Sources

ELECTRO-HYDRAULIC PUMP SPECIFICATIONS

All Hydraulic Pumps Pressure Rating: 11,000 psi

Product Number: 7481-0013

440 Volt, 5 amp., 3 H.P., 3-Phase, 60 Cycles
12-Quart Oil Capacity (20W)

Product Number: 7481-0014

230 Volt, 13 amp., 3 H.P., Single Phase,
60 Cycles, 12-Quart Oil Capacity (20W)

Different voltage pumps are available on special order.

Product Number: 7481-0016

230 Volt, 10 amp., 3 H.P., 3-Phase,
60 Cycles, 12-Quart Oil Capacity (20W)

Product Number: 7481-0026

115 Volt, 10 amp., 2 H.P., Single Phase,
60 Cycles, 8-Quart Oil Capacity (20W)



EQUIPMENT

HOSE/CPLG. SELECTION

GLOBALSPIRAL COUPLINGS

PCM COUPLINGS

PCS COUPLINGS

PCM/PCS FERRULES

MEGACRIMP COUPLINGS

POWER CRIMP COUPLINGS

FIELD ATTACHABLE G1 & G2 COUPLINGS

LOW PRESSURE COUPLINGS

GLX COUPLINGS

POLARSEAL COUPLINGS

POWER STEERING

PCTS THERMO-PLASTIC COUPLINGS

ADAPTERS

ACCESSORIES

QUICK DISCONNECT COUPLERS

BALL VALVES

ASSEMBLY FABRICATION



EQUIPMENT

HOSE/CPLG. SELECTION

GLOBALSPIRAL COUPLINGS

PCM COUPLINGS

PCS COUPLINGS

PCM/PCS FERRULES

MEGACRIMP COUPLINGS

POWER CRIMP COUPLINGS

FIELD ATTACHABLE G1 & G2 COUPLINGS

LOW PRESSURE COUPLINGS

GLX COUPLINGS

POLARSEAL COUPLINGS

POWER STEERING

PCTS THERMO-PLASTIC COUPLINGS

ADAPTERS

ACCESSORIES

QUICK DISCONNECT COUPLERS

BALL VALVES

ASSEMBLY FABRICATION

GC32-XD® Crimper

The new GC32-XD crimper from Gates crimps every hose and coupling in our hydraulics catalog—fast. The open crimper head accommodates any Gates hose construction or coupling configuration, including 2-1/2" Global MegaVac® return lines. And it makes them at a rate that's twice as fast as the Gates OmniCrimp® 21 crimper, which the GC32-XD is replacing. Internally, the GC32-XD uses a unique cloverleaf* design that simply produces a better crimp. Unlike standard annular head configurations, Gates exclusive cloverleaf design reinforces the piston so the dies move smoother for more consistent crimps without any taper in the crimp OD.



SPECIFICATIONS

- Product Number:** 7480-7001
- Dimensions:** 37" high by 23" wide by 19-1/2" deep
- Weight:** 660 lbs.
- Motor:** 5 hp
- Pump:** 2-stage
- Power Source:** 208-264V, 45-65 Hz, 1 or 3 phase and 20 Amps
- Maximum Operating Pressure:** 470 tons
- Stand:** (Optional): 25-1/2" high by 31-3/4" wide by 16-1/2" deep (height adjustable)

*Patent pending
Rack and stand sold separately

GC32-XD® Crimper

For GlobalSpiral™ (G20) Couplings

Hose Type	Hose Sizes					
	3/8"	1/2"	5/8"	3/4"	1"	1-1/4"
G6K	32-33	32-33	32-35	32-35	32-37	32-310L
G5K	32-33	32-33	32-35	32-35	32-37	32-310L
C12M	32-33	32-33	—	32-35	32-37	32-39

For MegaCrimp® (G25) Couplings

Hose Type	Hose Sizes						
	1/4"	3/8"	1/2"	5/8"	3/4"	1"	1-1/4"
M3K	32-21 or 32-31	32-22 or 32-32	32-33	32-34	32-35	32-37	—
M2T	32-21 or 32-31	32-22 or 32-32	32-33	32-34	32-35	32-37	—
G1	32-21 or 32-31	32-22 or 32-32	32-33	32-34	32-35	32-37	32-39
G2	32-21 or 32-31	32-22 or 32-32	32-33	32-34	32-35	32-37	32-39

For GSP & GSH Couplings

Hose Type	Hose Sizes	
	1-1/2"	2"
EFG6K	32-311	—
EFG5K	32-311	32-314
EFG3K	32-311	32-313
G1H	32-310(L)	32-313
G2H	32-310(L)	32-312

For LifeGuard™ Sheathing

1/4"	3/8"	1/2"
32-3234	32-3335	32-3436

For other hose and coupling configurations, reference www.gates.com/ecrimp or Gates crimp data manual.

Die Sets (ordered separately)

Die Set	32-21	32-22	32-31	32-33	32-34	32-35	32-36	32-37
Product No.	7482-7128	7482-7129	7482-7130	7482-7131	7482-7132	7482-7133	7482-7134	7482-7135
Die Set	32-38	32-39	32-310L	32-311	32-312	32-313	32-314	32-40
Product No.	7482-7136	7482-7137	7482-7138	7482-7139	7482-7140	7482-7141	7482-7142	7482-7143
Die Set	32-41	32-42	32-43	32-44	32-46	32-81	32-82	32-83
Product No.	7482-7144	7482-7145	7482-7146	7482-7147	7482-7148	7482-7149	7482-7150	7482-7151
Die Set	32-71	32-72	32-73	32-74	32-75	32-84	32-85	32-86
Product No.	7482-7200	7482-7201	7482-7202	7482-7203	7482-7204	7482-7152	7482-7153	7482-7154
Die Set	32-87	32-331	32-45	32-3234	32-3335	32-3436		
Product No.	7482-7155	7482-7156	7482-7157	7482-1419	7482-1420	7482-1421		



PolarSeal® Hose Portable Crimper II

Product Number: 7480-6599

Gates portable PolarSeal Crimper II is a hand-operated hose crimping machine specifically designed for crimping Gates PolarSeal couplings and is intended for use with Gates PolarSeal refrigerant hose. Standard dies included will crimp 5/16" (-6 Black), 13/32" (-8 Blue), 1/2" (-10 Green) and 5/8" (-12 Clear) sizes.

Features:

- Portable hand operation, easy to change over from size to size.
- Heavy-duty construction for use with air impact wrenches.
- Crimps two-braid dimension or nylon barrier hose.
- OE-style bubble crimp.
- Quick-change dies, no tools required to change sizes.
- Lightweight for easy handling, less than six lbs.
- Capable of crimping underhood air conditioning applications.
- Includes four color-coded die sets for crimping two-braid barrier hose.
- Removable die holder accommodates complicated shapes.
- Color-coded, urethane encased dies.
- Unit can be bench-mounted.
- Shipped in a custom carrying case with instructions.
- No electrical requirements.
- Locator flag centers ferrule in dies.



Hydraulic Hose Reel Rack

This sturdy and convenient rack stores three reels of hose. (Hose not included.)

Product Number: 7484-0019

Dimensions: 30" deep by 28" wide by 72" high

Vertical Hydraulic Hose Cabinet

Rack up sales and get organized at the same time with a new 'vertical' hydraulic hose cabinet from Gates.

Product Number: 7484-0022

- Six narrow and two wide slots to stock a variety of hydraulic hoses.
- Designed to support one hydraulic coupling cabinet on top for maximum efficiency.
- Optional choice for use as cabinet base with maximum of one four-drawer cabinet.
- Shown with four-drawer cabinet (purchase separately as Product No. 7484-0010).



EQUIPMENT
HOSE/CPLG. SELECTION
GLOBALSPIRAL COUPLINGS
PCM COUPLINGS
PCS COUPLINGS
PCM/PCS FERRULES
MEGACRIMP COUPLINGS
POWER CRIMP COUPLINGS
FIELD ATTACHABLE G1 & G2 COUPLINGS
LOW PRESSURE COUPLINGS
GLX COUPLINGS
POLARSEAL COUPLINGS
POWER STEERING
PCTS THERMO-PLASTIC COUPLINGS
ADAPTERS
ACCESSORIES
QUICK DISCONNECT COUPLERS
BALL VALVES
ASSEMBLY FABRICATION



EQUIPMENT

HOSE/CPLG. SELECTION

GLOBALSPIRAL COUPLINGS

PCM COUPLINGS

PCS COUPLINGS

PCM/PCS FERRULES

MEGACRIMP COUPLINGS

POWER CRIMP COUPLINGS

FIELD ATTACHABLE G1 & G2 COUPLINGS

LOW PRESSURE COUPLINGS

GLX COUPLINGS

POLARSEAL COUPLINGS

POWER STEERING

PCTS THERMO-PLASTIC COUPLINGS

ADAPTERS

ACCESSORIES

QUICK DISCONNECT COUPLERS

BALL VALVES

ASSEMBLY FABRICATION

Hydraulic Coupling Cabinet

Customized to fit all your needs!

Now even more versatile, these easy-to-assemble units are compactly designed to give you years of reliable service. *Components are ordered individually by product number for easy customization.*

1 ■ MobileCrimp® 4-20

Pre-drilled holes in mounting shelf (item #2 below) allows easy mounting of either the Positive Stop or Digital Dial MobileCrimp 4-20 crimper.

Safety Hints:

If the MobileCrimp 4-20 is mounted on top of the cabinet, you must:

- Use crimper mounting shelf (item #2 below)
- Bolt shelf and cabinet to wall using pre-drilled holes
- Not use the caster leg set

2 ■ Mounting Shelf for MC 4-20 Crimper Product No. 7484-0013

3 ■ Coupling Cabinet with Four Sliding Shelves (Two Shown) Product No. 7484-0010

Shelves slide out for easy access and can hold a combination of ten 3-1/2" wide bin boxes or five 7" wide bin boxes. Unit can be stacked and bolted together as shown in illustration. Each measures 41" wide by 21" high by 12" deep.

Safety Hint:

Slide open only one shelf at a time to avoid tipping.

4 ■ Stationary Legs (Shown) Product No. 7484-0011

Allows for precise leveling.

Heavy-Duty Caster Leg Set (Not Shown)


Product No. 7484-0012

Set consists of four heavy-duty casters, two of which can be locked.

5 ■ Bin Boxes

Order separately in whatever combination best fits your needs. Dividers come with each bin box. Each bin box has slots to allow for maximum utilization.

Description	Product No.
Ten 3.5" wide bins with 30 dividers	7484-0014
Five 7" wide bins with 15 dividers	7484-0015
Three dividers for 3.5" wide bin box	7484-0016
Four dividers for 7" wide bin box	7484-0017



When assembled, the typical combination of two four-shelf coupling cabinets and stationary leg set as shown measures 48" high by 41" wide by 12" deep.

Two-Drawer Coupling Cabinet

Product No. 7484-0021

This two-drawer cabinet is ideal to add nylon air brake tubing couplings to your hydraulic inventory. This cabinet can be stacked and bolted together with your existing hydraulic cabinet. Uses the same bin boxes as listed above. Measures 41" wide by 11" high by 12" deep.





Work Bench

Product Number: 7484-0020

Dimensions: 36" wide by 24" deep by 36" tall

This new hydraulic work bench is ideal for holding either the Power Crimp® 707 or MobileCrimp® 4-20 crimpers as well as hydraulic saws. The lower shelf can be used for storage or as shown with the pump. It is made of an angle iron frame construction with a high-density fiberboard top and welded 13-gauge steel lower shelf. All hardware is included to allow for easy assembly in about 10 minutes.



Hydraulic Coupling Bin

Product Number: 7484-0007

The 24-bin cabinet is constructed of heavy gauge steel. Cabinet measures 34" wide by 24" high by 12" deep. Excellent for storing large 1-1/4" to 2" I.D. couplings.

Coupling Bin Boxes

Bin boxes for hydraulic couplings. Corrugated cardboard design gives extra strength. Includes four dividers per box.

Product Number: 7484-0008

Measures: 5" wide by 4-1/2" high by 11" deep.

Product Number: 7484-0009

Measures: 7-1/2" wide by 4-1/2" high by 11" deep.



Gates Hose Cutter Model 2-24

For two-wire braid hose through 1-1/2" ID.

Product Number: 7480-6600

Clean Easy Cuts – Safe Operation

FEATURES:

- Cuts up to 1-1/2" I.D. two-wire braid reinforced hose.
- Designed to operate on standard 20 amp service.
- Reversible 8" scalloped-edge, high-speed steel blade with 5/8" bore can be sharpened.
- Radius hose feed into blade for safety and reduced friction.
- Inner blade guard for safe operation.

SPECIFICATIONS

Power Source: 1-1/2 HP (2.6 HP Peak), 115V, 60 Hz., 15 Amp motor with power cord and plug.

Dimensions: 13" wide by 24" length by 17" high.

Weight: 65 lbs.



Replacement Blade
Product Number: 7793-0113

EQUIPMENT

HOSE/CPLG. SELECTION

GLOBALSPIRAL COUPLINGS

PCM COUPLINGS

PCS COUPLINGS

PCM/PCS FERRULES

MEGACRIMP COUPLINGS

POWER CRIMP COUPLINGS

FIELD ATTACHABLE G1 & G2 COUPLINGS

LOW PRESSURE COUPLINGS

GLX COUPLINGS

POLARSEAL COUPLINGS

POWER STEERING

PCTS THERMO-PLASTIC COUPLINGS

ADAPTERS

ACCESSORIES

QUICK DISCONNECT COUPLERS

BALL VALVES

ASSEMBLY FABRICATION



EQUIPMENT

HOSE/CPLG. SELECTION

GLOBALSPIRAL COUPLINGS

PCM COUPLINGS

PCS COUPLINGS

PCM/PCS FERRULES

MEGACRIMP COUPLINGS

POWER CRIMP COUPLINGS

FIELD ATTACHABLE G1 & G2 COUPLINGS

LOW PRESSURE COUPLINGS

GLX COUPLINGS

POLARSEAL COUPLINGS

POWER STEERING

PCTS THERMO-PLASTIC COUPLINGS

ADAPTERS

ACCESSORIES

QUICK DISCONNECT COUPLERS

BALL VALVES

ASSEMBLY FABRICATION

Gates Power Cutter 207

Product Number: 7480-6598

Effortless Straight Cuts Every Time

- Clear face shield for added safety.
- Powerful high torque, 4.2 horsepower peak motor that makes cutting faster and easier.
- Includes scalloped, 12" blade to dissipate heat, reducing friction for clean, faster cuts up to 1-1/4" I.D.
- Optional abrasive blade for continuous use with 1-1/4" I.D. and larger spiral-wire reinforced hose.
- Safely cuts two and four-wire hoses through 2", six-wire hoses through 1-1/4".
- Reversible blade can be sharpened; removal and installation is easy.
- Cuts small 3/16" I.D. hose and handles the tough jobs, including 2" I.D. spiral wire hoses.*
- Easy to use, front face plate with moveable pins holds hose securely for a clean straight cut.
- Sturdy blade guard shields blade for safety.
- Permanent mounting brackets (included) to attach saw to table.

*Optional abrasive blade preferred for cutting spiral-wire hose, larger than 1-1/4" I.D.

CUTTER SPECIFICATIONS

Shaft/Arbor Hole Diameter: 1"

Power Source: 4.2 HP Peak, 115/50/60 Hz, 20 Amps.

No Load Speed: 3,500 rpm

Dimensions: 22-1/2" wide by 18-1/4" length by 23-1/2" high

Weight: 65 lbs.



Caution: Keep blade sharp. Heat generated by a dull blade can damage steel and flare the hose.

BLADE SPECIFICATIONS

Blade Dimensions: 12" by 1/8"

Scalloped Replacement

Product Number: 7482-0983

Optional Abrasive

Product Number: 7482-0426

Gates Hose Cutter Model 6-32

For six-wire spiral and two-wire braid hose through 2" I.D.

Product Number: 7480-6597

Clean Easy Cuts – Safe Operation

FEATURES:

- Cuts up to 2" I.D. two-wire braid through six-spiral reinforced hose.
- Reversible 10" scalloped-edge, high-speed steel blade with 3/4" bore, can be sharpened.
- Radius hose feed into blade for safety and reduced friction.
- Inner blade guard for safe operation.
- Power cord supplied with standard 220V, 20 Amp, AC plug. Can be removed for hard wire situations.
- Includes **Coolant Spray System Kit** for reduced heat in high-capacity cutting applications (recommended for multi-braid and spiral reinforced hose). Kit includes reservoir, spray nozzle and mounting hardware.



SPECIFICATIONS

Power Source: 3 HP (5.2 HP Peak), Single or three phase, 230V, 60 Hz., 15 Amp motor with power cord and plug

Dimensions: 22" wide by 42" length by 24" high

Weight: 215 lbs.

Replacement Blade

Product Number: 7482-1329



2-16 Portable Hose Saw

SPECIFICATIONS

Voltage: 120 Volt
Cycle: 60 Hz / 1 phase
Power: 5 Amp
No-load speed: 8,300 rpm
Wheel size: 7"
Arbor Hole: 7/8"

FEATURES:

- Cuts up to 1", two-wire braid
- Abrasive cut-off wheel



Description	Product Number
2-16 Saw	7480-6601
2-16 Saw Brushes for Motor	7482-0000
2-16 Saw Blade	7482-0003
2-16 Saw Replacement Motor	7482-0004

Hand-Held Hose Cutter

Product Number: 7469-0153

Makes clean cuts—no ragged edges. Cuts most non-metal reinforced rubber hoses. Excellent for cutting textile-reinforced hose.

FEATURES:

- Lightweight with nylon handles.
- Blade closes into handle for safety.
- Cutter and blades packaged individually on shrink-wrapped cards.

Replacement Blade

Product Number: 7469-0154



Small Nylon Tubing Cutter & Replacement Blades

Product Number: 7208-40105

Tubing cutter gives straight, clean, square cuts on J844 tubing.


FEATURES:

- Lightweight and compact size – 3/4" by 3".
- Designed to ensure user's safety.
- "Blade guard" offers more protection against accidental blade contact.
- Handle has ribs for improved grip.

Replacement Blade

Product Number: 7208-40205

Gates also offers replacement blades in a five pack bag.



EQUIPMENT

HOSE/CPLG. SELECTION

GLOBALSPIRAL COUPLINGS

PCM COUPLINGS

PCS COUPLINGS

PCM/PCS FERRULES

MEGACRIMP COUPLINGS

POWER CRIMP COUPLINGS

FIELD ATTACHABLE G1 & G2 COUPLINGS

LOW PRESSURE COUPLINGS

GLX COUPLINGS

POLARSEAL COUPLINGS

POWER STEERING

PCTS THERMO-PLASTIC COUPLINGS

ADAPTERS

ACCESSORIES

QUICK DISCONNECT COUPLERS

BALL VALVES

ASSEMBLY FABRICATION



EQUIPMENT

HOSE/CPLG. SELECTION

GLOBALSPIRAL COUPLINGS

PCM COUPLINGS

PCS COUPLINGS

PCM/PCS FERRULES

MEGACRIMP COUPLINGS

POWER CRIMP COUPLINGS

FIELD ATTACHABLE G1 & G2 COUPLINGS

LOW PRESSURE COUPLINGS

GLX COUPLINGS

POLARSEAL COUPLINGS

POWER STEERING

PCTS THERMO-PLASTIC COUPLINGS

ADAPTERS

ACCESSORIES

QUICK DISCONNECT COUPLERS

BALL VALVES

ASSEMBLY FABRICATION

Swager Conversion Kit for the Power Crimp® 707

Produces top quality assemblies using Gates 1/8" and 3/16" TH7, TH7NC, TH8 and TH8NC thermoplastic hydraulic hose with Gates PCTS couplings and Gates C14 PTFE hose and couplings. Easily converts the Power Crimp 707 to a power swager.

Description	Product Number
Complete Kit	7480-0040
Collar	7482-0429
Die Cone	7482-0430
Adapter	7482-0433
Actuator Rod	7482-0482
1/2" Spacer Ring	7482-1253

Dies and pushers must be ordered separately. See Swage Data Chart in Gates Crimp Data Manual for details.



Gates HS-1 Hand Swager

Product Number: 7483-1000

Produces top quality assemblies using Gates 1/8" and 3/16" TH7, TH7NC, TH8 and TH8NC thermoplastic hydraulic hose with Gates PCTS couplings and Gates C14 PTFE hose and couplings.

Simply insert the assembly into the swager from the bottom, place dies around the coupling, and pump the handle.

A six-ton jack then goes to work and the swage is completed. Positive dies ensure a correct swage every time.

The perfectly swaged assembly is removed and you are ready to repeat the process.

Pushers and dies must be ordered separately.

SPECIFICATIONS

Dimensions: 15" wide by 7" deep by 19-1/2" high

Weight: 41 lbs.



Hose Assembly Machine Power Mate® 25

Portable hose assembly machine for field attachable couplings.

Machine Product Number: 7480-0029
(115 volts, 30 amps, 1 phase, 60 cycles.)

Folding Stand Product Number: 7480-0030

- Produces complete, dependable hose assemblies.
- Applies field attachable couplings in sizes from 3/16" through 2" I.D. on medium and high-pressure hoses.
- Accommodates male pipe, swivel, flange and elbow type field attachable couplings.
- Easy and safe to operate.
- Hand-skiving tool can be used with Power Mate 25.
- Affords quick and simple operation—reduces costly downtime and delays.



- Heavy-duty—provides years of trouble-free service.
- Weighs 141 lbs. (without stand). Takes up less than 4 by 5 ft. of floor space with stand.
- Can be bench mounted or made portable with folding leg stand.

Hand Skiving Tool

Kit Product Number: 7480-0413

Spare Blade Product Number: 7482-0410
For use in skiving 3/16" through 2" I.D. wire braid and spiral reinforced hydraulic hose.

Skiving kit contains:

- Bracket
- Allen wrench
- Knife holder with knife
- Wire brush
- Brace

Ten mandrels (ordered separately) are available. Mandrels are adjustable so you can skive any Gates hose to the correct length. Can be used with Power Mate® 25.



Mandrels

Size	Product Number	Size	Product Number
3/16"	7482-0400	3/4"	7482-0405
1/4"	7482-0401	1"	7482-0406
3/8"	7482-0402	1-1/4"	7482-0407
1/2"	7482-0403	1-1/2"	7482-0408
5/8"	7482-0404	2"	7482-0409

Push-On Tool

Product Number: 7480-0100

This hand-operated coupling machine, made of rugged cast iron and steel construction, eliminates the hard work of manually pushing stems into hoses.

It comes complete with mandrels for 1/4", 3/8", 1/2", 5/8" and 3/4" I.D. sizes of lock-on couplings.



EQUIPMENT

HOSE/CPLG. SELECTION

GLOBALSPIRAL COUPLINGS

PCM COUPLINGS

PCS COUPLINGS

PCM/PCS FERRULES

MEGACRIMP COUPLINGS

POWER CRIMP COUPLINGS

FIELD ATTACHABLE G1 & G2 COUPLINGS

LOW PRESSURE COUPLINGS

GLX COUPLINGS

POLARSEAL COUPLINGS

POWER STEERING

PCTS THERMO-PLASTIC COUPLINGS

ADAPTERS

ACCESSORIES

QUICK DISCONNECT COUPLERS

BALL VALVES

ASSEMBLY FABRICATION



EQUIPMENT

HOSE/CPLG. SELECTION

GLOBALSPIRAL COUPLINGS

PCM COUPLINGS

PCS COUPLINGS

PCM/PCS FERRULES

MEGACRIMP COUPLINGS

POWER CRIMP COUPLINGS

FIELD ATTACHABLE G1 & G2 COUPLINGS

LOW PRESSURE COUPLINGS

GLX COUPLINGS

POLARSEAL COUPLINGS

POWER STEERING

PCTS THERMO-PLASTIC COUPLINGS

ADAPTERS

ACCESSORIES

QUICK DISCONNECT COUPLERS

BALL VALVES

ASSEMBLY FABRICATION

Hand-Operated Hose Perforator Tool

These hose perforators have needle-studded wooden rollers which perforate the covers of non-skive wire braid hose used in high pressure inert gas applications. They are hand-operated so the operator can control the degree of perforation in the hose cover.

1-1/4" Hose Perforator for 3/16" to 3/4" I.D. Hose
Product Number: 7482-6565

Dimensions: 2-1/2" O.D. roller by 1-1/4" wide by 8" OAL.

Weight: 3/4 lbs.

3" Hose Perforator for 1" to 2" I.D. Hose
Product Number: 7482-6566

Dimensions: 3-3/4" O.D. roller by 3" wide by 9-1/2" OAL.

Weight: 1-1/4 lbs.



C14 Hose Cutting Shear Recommended for C14 PTFE Hose

Product Number: 7480-6596

This cutting shear handles Gates C14 PTFE hose up through 1" without requiring pretaping of the hose. The shear is fast and easy to use and results in a very clean cut.

Weight: 18 lbs.

Dimensions: 9" wide by 15" high by 14" deep. 30" handle.



C14 Hose Insertion Die Holder for Use with Hose Insertion Dies

Required for inserting hose into ferrule on all sizes. Use the fixture (see photo) to mount the Hose Insertion Die Holder onto a bench top to aid in the assembly of Gates C14 hose. Each item listed in the table below must be ordered separately. See product numbers listed in Gates Crimp Data and Dies Manual.

Description	Product Number
Hose Insertion Die Holder	7483-0510
Hose Insertion Fixture	7483-0511



C14 Hose Insertion Dies

Used to guide the hose into the ferrule when used with the Hose Insertion Die Holder. One set required for each hose size. See product numbers listed in Gates Crimp Data and Dies Manual.



C14 Hose Expanders

Used to expand the hose and round out the tube after cutting and to insert the stem into the hose. One expander required for each hose size. See product numbers listed in Gates Crimp Data and Dies Manual.



C14 Swage Pushers

Specially designed to accommodate Gates C14 couplings. They protect the threads and bottom out on the dies to complete the swage. Use the C14 Swage Data Chart in Gates Crimp Data and Dies Manual to determine the proper pushers.



C14 Swage Dies

Specifically designed to swage Gates C14 hose assemblies. They provide the required swage dimensions to meet full performance. One die set is required for each hose size. See product numbers listed in Gates Crimp Data and Dies Manual.



MegaCrimp® Coupling Insertion Tool

Product Number: 7482-1342

Offers an easy way to confirm the right insertion depth for all Gates wire-braid hydraulic hoses.

To use, simply insert the hose into its proper slot indicated by dash size, push it all the way in, check for square cut (maximum allowable angle of cut is five degrees), then mark the insertion depth on the hose.



EQUIPMENT
HOSE/CPLG. SELECTION
GLOBALSPIRAL COUPLINGS
PCM COUPLINGS
PCS COUPLINGS
PCM/PCS FERRULES
MEGACRIMP COUPLINGS
POWER CRIMP COUPLINGS
FIELD ATTACHABLE G1 & G2 COUPLINGS
LOW PRESSURE COUPLINGS
GLX COUPLINGS
POLARSEAL COUPLINGS
POWER STEERING
PCTS THERMO-PLASTIC COUPLINGS
ADAPTERS
ACCESSORIES
QUICK DISCONNECT COUPLERS
BALL VALVES
ASSEMBLY FABRICATION



EQUIPMENT

HOSE/CPLG. SELECTION

GLOBALSPIRAL COUPLINGS

PCM COUPLINGS

PCS COUPLINGS

PCM/PCS FERRULES

MEGACRIMP COUPLINGS

POWER CRIMP COUPLINGS

FIELD ATTACHABLE G1 & G2 COUPLINGS

LOW PRESSURE COUPLINGS

GLX COUPLINGS

POLARSEAL COUPLINGS

POWER STEERING

PCTS THERMO-PLASTIC COUPLINGS

ADAPTERS

ACCESSORIES

QUICK DISCONNECT COUPLERS

BALL VALVES

ASSEMBLY FABRICATION

MegaClean™ System

Used to remove dirt from the inside out with the help of pressurized launchers and compatible nozzles. Gates MegaClean foam projectiles sweep through the inside surface of the hose, taking fine particles of loose dirt and other contaminants with them. At 20–30 percent larger than the hose ID, these projectiles leave nothing behind but a hose that truly is clean from the inside out.

MegaClean MC-K32 Kit (1/4" – 2")

Product Number 7467-0001

- MCL-32 Hand Launcher (Including "Rotary" Plug & Coupler)
- MC-GAR-1 Adapter Ring (-4 thru -20)
- LC32 Carrying & Storage Case
- Hose Nozzles GH-04, GH05, GH-06, GH-08, GH10, GH12, GH16, GH20, GH24, GH32
- JIC Assembly Nozzles GA-04, GA-06, GA-08, GA-10, GA-12, GA-16, GA-20, GA-24, GA-32
- FFORX Nozzle GA-04
- MC-32 Launcher Stand
- 1 Projectile Catcher Bucket
- 1 Roll MegaClean Assembly Tape
- 1 Bag of Projectiles Listed in Chart Below

MegaClean MC-K20 Kit (Hose 1/4" – 1 1/4")

Product Number 7467-0002

- MCL-20 Hand Launcher
- Female Quick-Release Coupler
- LC20 Carrying & Storage Case
- Hose Nozzles GH-04, GH05, GH-06, GH-08, GH10, GH12, GH16, GH20
- 1 Projectile Catcher Bucket
- 1 Roll MegaClean Assembly Tape
- 1 Bag of Projectiles Listed in Chart Below

MegaClean Projectiles Included in Kits

Product Number	Part Number	MC-K32	MC-K20	Bag Quantity
7467-50005	HAP-04	X	X	100
7467-50025	HP-04	X	X	100
7467-50035	HAP-06	X	X	100
7467-50045	HP-06	X	X	100
7467-50055	HAP-08	X	X	100
7467-50065	HP-08	X	X	100
7467-50075	HP-08-1	X	X	50
7467-50085	HP-10	X	X	50
7467-50105	HP-12	X	X	50
7467-50135	HP-16	X	X	40
7467-50155	HP-20	X	X	30
7467-50175	HP-24	X		20
7467-50195	HP-32	X		15



How it works:



Step 1



Step 2

(continues next page)

MegaClean™ System Replacement Projectiles

Description	Product Number	Part Number
MegaClean HAP-04-01 Assembly Projectile (100 ea)	7467-50005	MC-HAP-04-1
MegaClean HAP-04 Assembly Projectile (100 ea)	7467-50015	MC-HAP-04
MegaClean HP-04 Hose Projectile (100 ea)	7467-50025	MC-HP-04
MegaClean HAP-06 Assembly Projectile (100 ea)	7467-50035	MC-HAP-06
MegaClean HP-06 Hose Projectile (100 ea)	7467-50045	MC-HP-06
MegaClean HAP-08 Assembly Projectile (100 ea)	7467-50055	MC-HAP-08
MegaClean HP-08 Hose Projectile (100 ea)	7467-50065	MC-HP-08
MegaClean HP-08-1 Hose Projectile (50 ea)	7467-50075	MC-HP-08-1
MegaClean HP-10 Hose Projectile (50 ea)	7467-50085	MC-HP-10
MegaClean HP-10-1 Hose Projectile (50 ea)	7467-50095	MC-HP-10-1
MegaClean HP-12 Hose Projectile (50 ea)	7467-50105	MC-HP-12
MegaClean HP-12-1 Hose Projectile (40 ea)	7467-50115	MC-HP-12-1
MegaClean HP-14 Hose Projectile (40 ea)	7467-50125	MC-HP-14
MegaClean HP-16 Hose Projectile (40 ea)	7467-50135	MC-HP-16
MegaClean HP-16-1 Hose Projectile (30 ea)	7467-50145	MC-HP-16-1
MegaClean HP-20 Hose Projectile (30 ea)	7467-50155	MC-HP-20
MegaClean HP-20-1 Hose Projectile (20 ea)	7467-50165	MC-HP-20-1
MegaClean HP-24 Hose Projectile (20 ea)	7467-50175	MC-HP-24
MegaClean HP-24-1 Hose Projectile (15 ea)	7467-50185	MC-HP-24-1
MegaClean HP-32 Hose Projectile (15 ea)	7467-50195	MC-HP-32
MegaClean HP-32-1 Hose Projectile (10 ea)	7467-50205	MC-HP-32-1
MegaClean HP-40 Hose Projectile (10 ea)	7467-50215	MC-HP-40
MegaClean HP-48 Hose Projectile (10 ea)	7467-50225	MC-HP-48
MegaClean HP-56 Hose Projectile (10 ea)	7467-50235	MC-HP-56
MegaClean HP-64 Hose Projectile (10 ea)	7467-50245	MC-HP-64

Description – Bulk Pack	Product Number	Part Number
MegaClean HAPB-04-01 Assembly Projectile Bulk (10000 ea)	7467-5000	MC-HAPB-04-1
MegaClean HAPB-04 Assembly Projectile Bulk (10000 ea)	7467-5001	MC-HAPB-04
MegaClean HAPB-04 Assembly Projectile Bulk (10000 ea)	7467-5002	MC-HPB-04
MegaClean HAPB-06 Assembly Projectile Bulk (10000 ea)	7467-5003	MC-HAPB-06
MegaClean HPB-06 Hose Projectile Bulk (10000 ea)	7467-5004	MC-HPB-06
MegaClean HAPB-08 Assembly Projectile Bulk (10000 ea)	7467-5005	MC-HAPB-08
MegaClean HPB-08 Hose Projectile Bulk (10000 ea)	7467-5006	MC-HPB-08
MegaClean HPB-08-1 Hose Projectile Bulk (9000 ea)	7467-5007	MC-HPB-08-1
MegaClean HPB-10 Hose Projectile Bulk (7000 ea)	7467-5008	MC-HPB-10
MegaClean HPB-10-1 Hose Projectile Bulk (5500 ea)	7467-5009	MC-HPB-10-1
MegaClean HPB-12 Hose Projectile Bulk (4000 ea)	7467-5010	MC-HPB-12
MegaClean HPB-12-1 Hose Projectile Bulk (3800 ea)	7467-5011	MC-HPB-12-1
MegaClean HPB-14 Hose Projectile Bulk (3500 ea)	7467-5012	MC-HPB-14
MegaClean HPB-16 Hose Projectile Bulk (2000 ea)	7467-5013	MC-HPB-16
MegaClean HPB-16-1 Hose Projectile Bulk (1900 ea)	7467-5014	MC-HPB-16-1
MegaClean HPB-20 Hose Projectile Bulk (1500 ea)	7467-5015	MC-HPB-20
MegaClean HPB-20-1 Hose Projectile Bulk (1200 ea)	7467-5016	MC-HPB-20-1
MegaClean HPB-24 Hose Projectile Bulk (650 ea)	7467-5017	MC-HPB-24
MegaClean HPB-24-1 Hose Projectile Bulk (600 ea)	7467-5018	MC-HPB-24-1
MegaClean HPB-32 Hose Projectile Bulk (450 ea)	7467-5019	MC-HPB-32
MegaClean HPB-32-1 Hose Projectile Bulk (360 ea)	7467-5020	MC-HPB-32-1



Step 3



Step 4



Step 5



Step 6

EQUIPMENT

HOSE/CPLG. SELECTION

GLOBALSPIRAL COUPLINGS

PCM COUPLINGS

PCS COUPLINGS

PCM/PCS FERRULES

MEGACRIMP COUPLINGS

POWER CRIMP COUPLINGS

FIELD ATTACHABLE G1 & G2 COUPLINGS

LOW PRESSURE COUPLINGS

GLX COUPLINGS

POLARSEAL COUPLINGS

POWER STEERING

PCTS THERMO-PLASTIC COUPLINGS

ADAPTERS

ACCESSORIES

QUICK DISCONNECT COUPLERS

BALL VALVES

ASSEMBLY FABRICATION



EQUIPMENT

HOSE/CPLG. SELECTION

GLOBALSPIRAL COUPLINGS

PCM COUPLINGS

PCS COUPLINGS

PCM/PCS FERRULES

MEGACRIMP COUPLINGS

POWER CRIMP COUPLINGS

FIELD ATTACHABLE G1 & G2 COUPLINGS

LOW PRESSURE COUPLINGS

GLX COUPLINGS

POLARSEAL COUPLINGS

POWER STEERING

PCTS THERMO-PLASTIC COUPLINGS

ADAPTERS

ACCESSORIES

QUICK DISCONNECT COUPLERS

BALL VALVES

ASSEMBLY FABRICATION




Assembly Fabrication Guide



Gates Bend-N-Fit™ Tube Bender

Part Number: 91025

Product Number: 7468-1040



Simply and easily duplicates bent tubes:

- Power Steering
- Air Conditioning
- Transmission Oil Cooler
- Fuel Lines
- Plus many more applications

Bends SAE tubing as well as metric tubing – without changing any tooling - in the following sizes:

1/4" 5/16" 3/8" 1/2" 6mm -13mm

Easy! One-handed Operation


- Load tubing by pushing in on Tubing Lock Release.
- Pull down on Tubing Lock.
- Load tubing into proper size bending slot.
- Close Tubing Lock until it snaps into place. (Tubing Lock must snap for the tube to be firmly supported and for the tube to bend properly.)
- Close the tube support slide onto the tube.

Top of bender is segmented into 7 1/2° marks. This aids in precision bends. Original tube can be used as a pattern by measuring bends or by holding old tube above bender.

IMPORTANT: Be sure the mark on the tube support slide lines up with the zero on the top of the bender. Not lining up with zero will cause notching or creasing of the tube.

- Push handle sliding Tube Support Slide across tube to make your bend.
- Once you've made your first bend, rotate handle out of your way.
- Push in on Tubing Lock Release.
- Pull down on Tubing Lock.
- Remove tubing and reorient for next bend.

Both the Tube Slide and Tube Lock move completely out of the way. This allows for bends in multiple planes.



Tubing Lock

Tubing Lock Release





Seven Easy Steps for Selecting the Proper Hose

An effective way to remember hose selection criteria is to remember the word...

STAMPED

- S** = Size
- T** = Temperature
- A** = Application
- M** = Material to be conveyed
- P** = Pressure
- E** = Ends or couplings
- D** = Delivery (volume and velocity)

1. Hose Size (Dash Numbers)

The inside diameter of the hose must be adequate to keep pressure loss to a minimum and avoid damage to the hose due to heat generation or excessive turbulence. See hose sizing Nomographic Chart.

To determine the replacement hose size, read the layline printed on the side of the original hose. If the original hose layline is painted over or worn off, the original hose must be cut and the inside diameter measured for size.

NOTE: Before cutting an original hose assembly, measure the overall assembly length and fitting orientation. These measurements will be required to build the replacement assembly.

The hydraulics industry has adopted a measuring system called Dash Numbers to indicate hose and coupling size. The number which precedes the hose or coupling description is the dash size (see table). This industry standard number denotes hose I.D. in sixteenths of an inch. (The exception to this is the SAE100R5 hoses C5C, C5D, C5E, C5M as well as, C14 and AC134a, where dash sizes denote hose I.D. equal to equivalent tube O.D.) See chart to the right.

Dash No.	Hose I.D. (Inches)			
	All Except C5 Series, C14 and AC134a		C5 Series, C14 and AC134a	
	Inches	Millimeters	Inches	Millimeters
-2	1/8	3.2	--	--
-3	3/16	4.8	--	--
-4	1/4	6.4	3/16	4.8
-5	5/16	7.9	1/4	6.4
-6	3/8	9.5	5/16	7.9
-8	1/2	12.7	13/32	10.3
-10	5/8	15.9	1/2	12.7
-12	3/4	19.0	5/8	15.9
-14	7/8	22.2	--	--
-16	1	25.4	7/8	22.2
-20	1-1/4	31.8	1-1/8	28.6
-24	1-1/2	38.1	1-3/8	34.9
-32	2	50.8	1-13/16	46.0
-36	2-1/4	57.6	--	--
-40	2-1/2	63.5	2-3/8	60.3
-48	3	76.2	--	--
-56	3-1/2	88.9	--	--
-64	4	101.6	--	--
-72	4-1/2	115.2	--	--

EQUIPMENT

HOSE/CPLG. SELECTION

GLOBALSPIRAL COUPLINGS

PCM COUPLINGS

PCS COUPLINGS

PCM/PCS FERRULES

MEGACRIMP COUPLINGS

POWER CRIMP COUPLINGS

FIELD ATTACHABLE G1 & G2 COUPLINGS

LOW PRESSURE COUPLINGS

GLX COUPLINGS

POLARSEAL COUPLINGS

POWER STEERING

PCTS THERMO-PLASTIC COUPLINGS

ADAPTERS

ACCESSORIES

QUICK DISCONNECT COUPLERS

BALL VALVES

ASSEMBLY FABRICATION



EQUIPMENT
HOSE/CPLG. SELECTION
GLOBALSPIRAL COUPLINGS
PCM COUPLINGS
PCS COUPLINGS
PCM/PCS FERRULES
MEGACRIMP COUPLINGS
POWER CRIMP COUPLINGS
FIELD ATTACHABLE G1 & G2 COUPLINGS
LOW PRESSURE COUPLINGS
GLX COUPLINGS
POLARSEAL COUPLINGS
POWER STEERING
PCTS THERMO-PLASTIC COUPLINGS
ADAPTERS
ACCESSORIES
QUICK DISCONNECT COUPLERS
BALL VALVES
ASSEMBLY FABRICATION

Selecting the Proper Hose — con't.

Hose O.D. can be a critical factor when hose routing clamps are used or hoses are routed through bulk-heads. Check individual hose specification tables for O.D.'s.

2. Temperature

When selecting a replacement assembly, two areas of temperature must be considered. These are fluid temperature and ambient temperature. The hose selected must be capable of withstanding the minimum and maximum temperature seen by the system. Care must be taken when routing near hot manifolds and in extreme cases a heat shield may be advisable.

See the Gates Hydraulic Hose Selection Guide; Hose Specification Pages; and/or the Additional Temperature Limits for Gates Hydraulic Hoses Chart for temperature ranges and limits for water, water/oil emulsions and water/glycol solutions.

3. Application

Determine where or how the replacement hose or assembly is to be used. Most often only a duplicate of the original hose will have to be made. To fulfill the requirements of the application, additional questions may need to be answered, such as:

- Where Will Hose be Used?
 - Fluid and/or Ambient Temperature?
 - Hose Construction?
 - Equipment Type?
 - Fluid Compatibility?
 - Thread End Connection Type?
 - Working and Surge Pressures?
 - Environmental Conditions?
 - Permanent or Field Attachable Couplings?
 - Suction Application?
 - Routing Requirements?
 - Thread Type?
 - Government and Industry Standards Being Met?
 - Unusual Mechanical Loads?
 - Minimum Bend Radius?
 - Non-Conductive Hose Required?
 - Excessive Abrasion?

4. Material to be Conveyed

Some applications require specialized oils or chemicals to be conveyed through the system. Hose selection must ensure compatibility of the hose tube, cover, couplings and O-rings with the fluid used. Additional caution must be exercised in hose selection for gaseous applications such as refrigerants and LPG.

NOTE: All block type couplings contain nitrile O-rings which must be compatible with the fluids being used.

5. Pressure

Most important in the hose selection process is knowing system pressure, including pressure spikes. Published working pressures must be equal to or greater than the system pressure. Pressure spikes greater than the published working pressure will shorten hose life and must be taken into consideration. Gates DOES NOT recommend using hoses on applications having pressure spikes greater than published working pressures of the hose.

6. Ends of Couplings

Identify end connections using Gates coupling templates and measuring tools or Coupling Identification section. Once thread ends have been identified, consult the appropriate section of the catalog for specific part number selection.

7. Delivery (Volume and Velocity)

If the same I.D. of the original hose is used, assume the system is properly sized to efficiently transport fluid. If the system is new or altered, determine the hose I.D. needed to transport required fluid volume flow by using the Nomographic Chart.



Agency Specifications and Hose Selection Guide

INDUSTRY AGENCIES

- ABS** — American Bureau of Shipping
- AS** — Australia Standard
- DIN** — Deutsch Industry Norm, German
- DNV** — Det Norske Veritas for North Sea Floating Vessels
- EN** — European Norm/Standard
- GL** — Germanischer Lloyds
- IJS** — Industrial Jack Specifications
- RCCC** — Regular Common Carrier Conference for Fleet Truck and Bus
- SAE** — Society of Automotive Engineers

GOVERNMENT AGENCIES

- DOT/FMVSS** — U.S. Department of Transportation/
Federal Motor Vehicle Safety Standard
- MSHA** — U.S. Mine Safety and Health Administration
- USCG** — U.S. Coast Guard

Meets These Agency Specifications

Hose Type	ABS	AS	DIN	DNV	EN	GL	IJS	RCCC	SAE	DOT/ FMVSS	MSHA	USCG J1942	
												Fuel Oil	Power
EFG6K, G6K	X	X	20023 4SH/4SP	X	EN 856 4SH/4SP				100R15		X		X
EFG5K, G5K	X	X	20023 4SH/4SP	X	EN 856 4SH/4SP				100R13		X		X
EFG4K, G4K	X	X	20023 4SP		EN 856 4SP				100R12		X		X
EFG3K, G3K	X		20023 4SP		EN 856 4SP				100R12		X		X
M5K		X				X							
M4K+	X	X				X			100R19		X		X
M4KH	X					X			100R19		X		X
G2XH									100R2 Type AT		X		X
G2AT-HMP									100R2 Type AT		X		X*
M2T®	X	X		X	EN 853 2SN				100R16		X		X
M2T® Plus					EN 853 2SN				100R16		X		
CM2T					EN 857 2CS				100R16		X		
G2		X	20022 2SN	X	EN 853 2SN	X			100R2 Type AT		X		X
G2H		X		X	EN 853 2SN				100R2 Type AT		X	X	X
J2AT							X				X		
M3K	X	X		X	EN 857	X			100R17		X		X
M3K -12, -16	X	X		X	EN 857	X			100R17, 100R9		X	X	X
G1		X	20022 1SN	X	EN 853 1SN	X			100R1 Type AT		X		X
G1H				X	EN 853 1SN				100R1 Type AT		X	X	
MegaTech™									J1402, J1405	106-74 (-4 to -10)			
TR500									J1402	106-74			
NABT									J844				
C5C								RP305(B)	100R5	106-74 Type All (-4 to -10)			
C5E									J1405	106-74 Type All			
C5D									J1405	106-74 Type All			
C5M	X								J30R2, J1527		X	X	
G3H					EN 854 R3				100R3				
GTH, GTHX					EN 854 R6				100R6				
GMV	X®	X							100R4		X		X
LOL											X		
THERMOPLASTIC TH7, TH7NC*** TH8, TH8NC TH18, TH18NC									100R7 100R8 100R18				
C14									100R14				
REFRIGERANT PolarSeal® AC134a									J51 Type 2, J2064				
POWER STEERING PS188									2050				

* Except 1/4"
** Except 3/8" & 1/2"

*** TH7NC meets ANSI A92.2 for vehicle mounted aerial devices (-3 to -8)

@ to be used with a fire sleeve

EQUIPMENT

HOSE/CPLG. SELECTION

GLOBALSPIRAL COUPLINGS

PCM COUPLINGS

PCS COUPLINGS

PCM/PCS FERRULES

MEGACRIMP COUPLINGS

POWER CRIMP COUPLINGS

FIELD ATTACHABLE G1 & G2 COUPLINGS

LOW PRESSURE COUPLINGS

GLX COUPLINGS

POLARSEAL COUPLINGS

POWER STEERING

PCTS THERMO-PLASTIC COUPLINGS

ADAPTERS

ACCESSORIES

QUICK DISCONNECT COUPLERS

BALL VALVES

ASSEMBLY FABRICATION



Hose & Coupling Selection

EQUIPMENT

HOSE/CPLG. SELECTION

GLOBALSPIRAL COUPLINGS

PCM COUPLINGS

PCS COUPLINGS

PCM/PCS FERRULES

MEGACRIMP COUPLINGS

POWER CRIMP COUPLINGS

FIELD ATTACHABLE G1 & G2 COUPLINGS

LOW PRESSURE COUPLINGS

GLX COUPLINGS

POLARSEAL COUPLINGS

POWER STEERING

PCTS THERMO-PLASTIC COUPLINGS

ADAPTERS

ACCESSORIES

QUICK DISCONNECT COUPLERS

BALL VALVES

ASSEMBLY FABRICATION

Characteristics of Hose Stock Types

The characteristics shown below are for the normal or usual range of these specific stocks. Stocks can be changed somewhat through different compounding to meet the requirements of specialized applications.

Tube and cover stocks may occasionally be upgraded to take advantage of improved materials and technology.

For detailed information on a specific hose tube or cover stock, check the Chemical Resistance Table and also the specific hose page.

	Neoprene (Poly-Chloroprene) Type A	Nitrile (Acrylonitrile and Butadiene) Type C	Nylon Type Z	Hypalon* (Chlorosulfonated Polyethylene) Type M	EPDM (Ethylene Propylene Diene) Type P	CPE (Chlorinated Polyethylene) Type J	PTFE (Poly-tetrafluoroethylene) Type T
Flame Resistance	Very Good	Poor	Good	Good	Poor	Good	Good
Petroleum Base Oils	Good	Excellent	Good to Excellent	Good	Poor	Very Good	Excellent
Diesel Fuel	Fair to Good	Good to Excellent	Good to Excellent	Good	Poor	Good	Excellent
Resistance to Gas Permeation	Good	Good	Good To Excellent	Good to Excellent	Fair to Good	Good	Good to Excellent
Weather	Good to Excellent	Poor	Excellent	Very Good	Excellent	Good	Excellent
Ozone	Good to Excellent	Poor for Tube; Good For Cover	Excellent	Very Good	Outstanding	Good	Excellent
Heat	Good	Good	Good	Very Good	Excellent	Excellent	Excellent
Low Temperature	Fair to Good	Poor to Fair	Excellent	Poor	Good to Excellent	Good	Excellent
Water-Oil Emulsions	Excellent	Excellent	Good to Excellent	Good	Poor	Excellent	Excellent
Water/Glycol Emulsions	Excellent	Excellent	Excellent	Excellent	Excellent	Excellent	Excellent
Diesters	Poor	Poor	Excellent	Fair	Excellent	Very Good	Excellent
Phosphate Esters	Fair (For Cover)	Poor	Excellent	Fair	Very Good	Very Good	Excellent
Phosphate Ester Base Emulsions	Fair (For Cover)	Poor	Excellent	Fair	Very Good	Very Good	Excellent

*Registered trademark of DuPont.

Cover Abrasion Resistance

These comparisons are based on test results per ISO 6945 abrasion testing. The table shows the expected number of times of extended cover service life as compared to a standard cover.

	Modified Nitrile (Standard cover)	Nylon Sleeve	XtraTuff™	MegaTuff®
Relative Abrasion Resistance	1	15 X Standard Cover	25 X Standard Cover	300 X Standard Cover



Additional Temperature Limits for Gates Hydraulic Hoses

Caution: Water, water/oil emulsions and water/glycol solutions must be kept below the temperatures listed in the table below, relative to line pressures.

Maximum Temperature Limits for Water, Water/Oil Emulsions and Water/Glycol Solutions

Hose	Pressure Lines	Return Lines
EFG6K, EFG5K, EFG4K, EFG3K, G6K, G5K, G3K, C12, G2, G2L, MCPB+, M2T®, M6K, M5K, M4K+, M3K, RFS, RLA, C5C, C5E, CPS, LOC, LOL	+200°F (+93°C)	+180°F (+82°C)
G2H, G1H, MegaTech™ Line, G2AT-HMP, G2XH, C5D, G3H, GTH, G4H, GMV, RLC, TR500, PowerClean™, M3KH, M4KH	+225°F (+107°C)	+180°F (+82°C)

Caution: The fluid manufacturer's recommended maximum operating temperature for any given fluid must not be exceeded. If different than the above listed hose temperatures, the lower limit must take precedence. Actual service life at temperatures approaching the recommended limit will depend on the particular application and the fluid being used in the hose. Intermittent (up to 10 percent of operating time) refers to momentary temperature surges. Detrimental effects increase with increased exposure to elevated temperatures.

Do NOT expose hose to maximum temperature and maximum rated working pressure at the same time.

- EQUIPMENT
- HOSE/CPLG. SELECTION
- GLOBALSPIRAL COUPLINGS
- PCM COUPLINGS
- PCS COUPLINGS
- PCM/PCS FERRULES
- MEGACRIMP COUPLINGS
- POWER CRIMP COUPLINGS
- FIELD ATTACHABLE G1 & G2 COUPLINGS
- LOW PRESSURE COUPLINGS
- GLX COUPLINGS
- POLARSEAL COUPLINGS
- POWER STEERING
- PCTS THERMO-PLASTIC COUPLINGS
- ADAPTERS
- ACCESSORIES
- QUICK DISCONNECT COUPLERS
- BALL VALVES
- ASSEMBLY FABRICATION



Hose & Coupling Selection

Gates Hydraulic Hose Selection Guide

EQUIPMENT	HOSE/CPLG. SELECTION	Standard Industry Specification	Description	Construction (Reinforcement)	Use	Stock			
						Tube		Cover	
						Name	Type	Name	Type
GLOBAL SPIRAL COUPLINGS		SAE 100R15 EN 856 TYPE 4SP/4SH	EFG6K	4&6-spiral, wire	Extremely High Pressure, Petrol, Oils, Environmental Fluids	Nitrile	C	Neoprene	A
		SAE 100R13 EN 856 TYPE 4SP/4SH	EFG5K	4&6-spiral, wire	Extremely High Pressure, Petrol, Oils, Environmental Fluids	Nitrile	C	Neoprene	A
PCM COUPLINGS		SAE 100R12 EN 856 TYPE 4SP	EFG4K	4&6-spiral, wire	Extremely High Pressure, Petrol, Oils, Environmental Fluids	Nitrile	C	Neoprene	A
		SAE 100R12 EN 856 TYPE 4SP	EFG3K	4-spiral, wire	Extremely High Pressure Petrol, Oils	Nitrile	C	Neoprene	A
PCS COUPLINGS		SAE 100R15 EN 856 TYPE 4SP/4SH	G6K	4&6-spiral, wire	Extremely High Pressure	Neoprene	A	Neoprene	A
		SAE 100R13 EN 856 TYPE R13/4SP/4SH	G5K	4&6-spiral, wire	Extremely High Pressure Petrol, Oils	Neoprene	A	Neoprene	A
PCM/PCS FERRULES		SAE 100R12 EN 856 TYPE 4SP	G3K	4-spiral, wire	Extremely High Pressure Petrol, Oils	Neoprene	A	Neoprene	A
		SAE 100R12 EN 856 TYPE R12	C12	4-spiral, wire	High Pressure, Petrol, Oils	Neoprene	A	Neoprene	A
MEGACRIMP COUPLINGS		SAE 100R2 Type AT EN 853 Type 2SN	G2	2-braid, wire	Petroleum Oils	Nitrile	C	NBR/PVC	C ₂
		SAE 100R2 Type AT EN 853 Type 2SN	MegaTech™ II	2-braid, wire	Petroleum Oils	CPE	J	Blue Textile	---
POWER CRIMP COUPLINGS		SAE 100R16	G2L	2-braid, wire	Petroleum Oils, Low Temperatures	Nitrile	C	Neoprene	A
		Gates Proprietary	M2T®	2-braid, wire	Tight Bends, High Flexibility	Nitrile	C	NBR/PVC	C ₂
		Gates Proprietary	M6K	2-braid, wire	Tight Bends, High Flexibility	Nitrile	C	NBR/PVC	C ₂
		Gates Proprietary	M5K	2-braid, wire	Tight Bends, High Flexibility	Nitrile	C	NBR/PVC	C ₂
FIELD ATTACHABLE G1 & G2 COUPLINGS		SAE 100R19	M4K+	2-braid, wire	Tight Bends, High Flexibility	Nitrile	C	NBR/PVC	C ₂
		SAE 100R17	M3K	1 & 2-braid, wire	Tight Bends, High Flexibility	Nitrile	C	NBR/PVC	C ₂
		SAE 100R17 EN 857 1SC	M3KH	1-braid, wire	High Pressure Oil	Nitrile	C	NBR/PVC	C ₂
		SAE 100R2 Type AT EN 853 TYPE 2SN	G2H	2-braid, wire	High Temperature	Nitrile	C	Hypalon+	M
LOW PRESSURE COUPLINGS		SAE 100R2 Type AT	G2XH	2-braid, wire	Multi-Fluid, High Temperature	CPE	J	CPE	J
		SAE 100R2 Type AT	G2AT-HMP	2-braid, wire	Multi-Fluid, High Temperature	CPE	J	Neoprene	A
		IJ100	J2AT	2-braid, wire	Industrial Jack Hose	Nitrile	C	NBR/PVC	C ₂
		SAE 100R1 Type AT EN 853 Type 1SN	G1	1-braid, wire	Petroleum Oils	Nitrile	C	NBR/PVC	C ₂
GLX COUPLINGS		SAE 100R1 Type AT EN 853 TYPE 1SN	G1H	1-braid, wire	High Temperature	Nitrile	C	Hypalon+	M
		SAE 100R3 EN 854 TYPE R3	G3H	2-braid, textile	Petrol. Oils, Antifreeze, Water, High Temperature	Nitrile	C	Neoprene	A
		SAE 100R6 EN 854 TYPE R6	GTH	1-braid, textile	Petrol. Oils, Antifreeze, Water, High Temperature	Nitrile	C	Neoprene	A
		SAE 100R4	G4H	2-spiral, textile, helical wire	Return & Suction High Temperature	Nitrile	C	Neoprene	A
POLARSEAL COUPLINGS		SAE 100R4	GMV	2-spiral, textile, helical wire	Return & Suction High Temperature	Nitrile	C	Neoprene	A
		SAE 30R2 Type 1 & 2	RLA	1-braid, textile	Return & Low Pressure	Nitrile	C	NBR/PVC	C ₂
			RLC	3-braid, textile	Return & Low Pressure	Nitrile	C	NBR/PVC	C ₂
		LOC	1-braid, textile	Petrol, Oils, Antifreeze, Water & Air	Nitrile	C	Textile	--	
POWER STEERING		SAE 100R17 EN 857 1SC	LOL	1-braid, textile	Petrol, Oils, Antifreeze, Water & Air	Nitrile	C	***	A/C ₂
		SAE J1402, J1019	MegaTech™	2-braid, wire, textile	Hot Oil, Air Return Line	CPE	J	Textile	--
		SAE J1019	MegaTech™ 250	2-braid, wire, textile	Transmission Oil Cooler, Hot Oil, Air Return Line	CPE	J	Textile	--
		SAE J1402, DOT FMVSS106-74	TR500	2-braid, wire, textile	Petrol & Syn. Fluids, Air Brakes	Nitrile	C	Textile	---
PCTS THERMO-PLASTIC COUPLINGS		SAE 100R5, DOT FMVSS106-74, Type AII	*C5C	3-braid, T-W-T	Petr. Oil, Air Brake, Power Steering	*Nitrile	C	Textile	---
		SAE J1402, DOT FMVSS106-74, Type AII	C5D	3-braid, T-W-T	Petrol & Syn. Fluids, Air Brakes	CPE	J	Textile	---
		SAE J1527, SAE J1942, ISO 7840	C5M	1-braid, wire	Marine Fuel & Oil	Nitrile	C	NBR/PVC	C ₂
		DOTFMVSS106-74, Type AII	C5E	3-braid, T-W-T	Air Brake, Power Steering, Lube	Nitrile	C	Textile	---
ADAPTERS		PTFE							
		SAE 100R14	C14	1-braid, stainless steel	High Temperature, Multi Fluid, Nonconductive	PTFE	---	Stainless Steel	---
ACCESSORIES		SAE 100R14	C14CT	1-braid, stainless steel	High Temperature, Multi Fluid, Conductive	PTFE	---	Stainless Steel	---
		Thermoplastic							
		SAE 100R7	TH7	1-braid, polyester	Petroleum & Synthetic Fluids	Nylon	Z	Urethane	U
		SAE 100R7	TH7NC/TH7NCDL	1-braid, polyester	Non-conductive	Nylon	Z	Urethane	U
QUICK DISCONNECT COUPLERS		SAE 100R7	TH7DL	1-braid, polyester	Petroleum & Synthetic Fluids, Dual Line	Nylon	Z	Urethane	U
		SAE 100R7	TH7NCDL	1-braid, polyester	Non-conductive, Dual Line	Nylon	Z	Urethane	U
		SAE 100R8	TH8	2-braid, Polyester	Petroleum & Synthetic Fluids	Nylon	Z	Urethane	U
		SAE 100R8	TH8NC	2-braid, Polyester	Non-conductive	Nylon	Z	Urethane	U
BALL VALVES		SAE 100R18	TH18	1-band, Synthetic Fiber	Petroleum & Synthetic Fluids	Nylon	Z	Urethane	U
		SAE 100R18	TH18NC	2-band, Synthetic Fiber	Non-conductive	Nylon	Z	Urethane	U
ASSEMBLY FABRICATION		Refrigerant							
		SAE J51 Type All Dimensions/ Type D Performance, J2064, Type C, Class II Performance	PolarSeal® AC134a	Nylon barrier, 2-spiral, Polyester	Air Conditioning (R12 and R134a)	Chloroprene	A	EPDM	P
		Power Steering, SAE J2050	PS188	2-braid, Nylon	Power Steering Fluids, High Temperature	Hypalon+	M	Neoprene	A
	PowerClean™	PowerClean™	1 & 2-braid, wire,	Tight Bends, High Flexibility	Nitrile	C	NBR/PVC	C ₂	

* -4 and -5 sizes have a Neoprene tube. ** Nitrile or Neoprene † Registered trademark of DuPont.

Hose & Coupling Selection



Gates Hydraulic Hose Selection Guide

Description	Temp. Range (°F)	Dash Size vs. Rated Working Pressure (psi)															
		-2	-3	-4	-5	-6	-8	-10	-12	-16	-20	-24	-32	-40	-48	-56	-64
EFG6K	-40 +250					6,000	6,000	6,000	6,000	6,000	6,000						
EFG5K	-40 +250					5,000	5,000	5,000	5,000	5,000	5,000						
EFG4K	-40 +250					4,000	4,000	4,000	4,000	4,000	4,000						
EFG3K	-40 +250											3,000					
G6K	-40 +250					6,000	6,000	6,000	6,000	6,000	6,000	6,000					
G5K	-40 +250						5,000	5,000	5,000	5,000	5,000	5,000	5,000				
G3K	-40 +250										3,000	3,000	3,000				
C12	-40 +250											2,500	2,500				
G2	-40 +212		6,000	5,800		4,800	4,000	3,625	3,100	2,400	1,825	1,300	1,175				
MegaTech™ II																	
G2L	-70 +212			5,800		4,800	4,000	3,625	3,100	2,400	1,825	1,300					
M2T®	-40 +212			5,000		4,000	3,500	3,000	2,250	2,000							
M6K	-40 +212			6,000													
M5K	-40 +212			5,000		5,000	5,000										
M4K+	-40 +212			4,000		4,000	4,000	4,000	4,000								
M3K	-40 +212			3,000	3,000	3,000	3,000	3,000	3,000	3,000							
M3KH	-40 +250			3,000		3,000											
G2H	-40 +275										1,650	1,300	1,175				
G2XH	-40 +300									2,500							
G2AT-HMP	-40 +300						4,250	3,500	3,000								
J2AT	-40 +120			10,000		10,000											
G1	-40 +212		3,625	3,275	3,125	2,600	2,325	1,900	1,525	1,275	925	725	600				
G1H	-40 +275			2,750		2,250	2,000	1,500	1,250	1,000	625	725	600				
G3H(C3H)	-40 +275			1,250		1,125	1,000		750	565	375						
GTH(C6H)	-40 +275		500	400	400	400	400	350	300								
G4H	-40 +275								300	212	200						
GMV	-40 +275								350	300	250	162	112	68	62	56	56
RLA	-40 +212		250	250	250	250	200	200	200	160							
RLC	-40 +275									200	200	200	200	150	150	150	
L0C	-40 +212			300		300	300	300	300								
L0L	-40 +212		300	300	300	300	300	300	300								
TR500	-40 +250			500		500	500	500	500	500							
MegaTech™	-40 +300			1000		1000	1000	1000	1000	1000	1000	500	500	500	500		
MegaTech™ 250	-40 +212			250		250	250	250	250	250	250						
C5C	-40 +212			3,000	3,000	2,250	2,000	1,750	1,500	800	625	500	350	350			
C5D	-40 +300•			1,500	1,500	1,500	1,250	1,250	750	400							
C5M	-40 +212			500	500	500	500	500	500	500							
C5E	-40 +300•			1,500	1,500	1,500	1,250	1,250	750	400	300						
C14	***			1,500	1,500	1,500	1,000	800	800	800							
C14 (Static)	-62 +72			3,000	3,000	2,500	2,000	1,500	1,200	1,000							
C14CT	***					1,500	1,000										
C14CT (Static)	+72					2,500	2,000										
TH7	-65 +200	2,500	3,000	2,750	2,500	2,250	2,000		1,250	1,000							
TH7NC	-65 +200	2,500	3,000	2,750	2,500	2,250	2,000		1,250	1,000							
TH7DL	-65 +200			2,750	2,500	2,250	2,000										
TH7NCDL	-65 +200			2,750		2,250	2,000										
TH8	-65 +200		5,000	5,000		4,000	3,500		2,250	2,000							
TH8NC	-65 +200			5,000		4,000	3,500										
TH18	-67 +212			3,000	3,000	3,000	3,000	3,000									
TH18NC	-67 +212			3,000	3,000	3,000	3,000	3,000									
PolarSeal® AC134a	-22 +257					500	500	500	500								
PS188	-40 +300					1,500											
PowerClean	-40 +212			3,500		3,000	2,500										
				6,000		4,000	4,000										
						5,000											

*** Dynamic temperatures -65 +400; Static temperatures +73 +450 • All purpose fleet application service — 40°F to +300°F (-40°C to +149°C), air to +250°F

EQUIPMENT

HOSE/CPLG. SELECTION

GLOBALSPIRAL COUPLINGS

PCM COUPLINGS

PCS COUPLINGS

PCM/PCS FERRULES

MEGACRIMP COUPLINGS

POWER CRIMP COUPLINGS

FIELD ATTACHABLE G1 & G2 COUPLINGS

LOW PRESSURE COUPLINGS

GLX COUPLINGS

POLARSEAL COUPLINGS

POWER STEERING

PCTS THERMO-PLASTIC COUPLINGS

ADAPTERS

ACCESSORIES

QUICK DISCONNECT COUPLERS

BALL VALVES

ASSEMBLY FABRICATION



EQUIPMENT

HOSE/CPLG. SELECTION

GLOBALSPIRAL COUPLINGS

PCM COUPLINGS

PCS COUPLINGS

PCM/PCS FERRULES

MEGACRIMP COUPLINGS

POWER CRIMP COUPLINGS

FIELD ATTACHABLE G1 & G2 COUPLINGS

LOW PRESSURE COUPLINGS

GLX COUPLINGS

POLARSEAL COUPLINGS

POWER STEERING

PCTS THERMO-PLASTIC COUPLINGS

ADAPTERS

ACCESSORIES

QUICK DISCONNECT COUPLERS

BALL VALVES

ASSEMBLY FABRICATION

SELECTION, INSTALLATION AND MAINTENANCE OF HOSE AND HOSE ASSEMBLIES— SAE J1273 OCT96 SAE Recommended Practice

Report of the Fluid Conductors and Connectors Technical Committee, approved September 1979 and reaffirmed May 1986. Completely revised by the SAE Fluid Conductors and Connectors Technical Committee SC2—Hydraulic Hose and Hose Fittings October 1996. Rationale statement available.

1. Scope

Hose (also includes hose assemblies) has a finite life and there are a number of factors which will reduce its life. This SAE recommended practice is intended as a guide to assist system designers and/or users in the selection, installation, and maintenance of hose. The designers and users must make a systematic review of each application and then select, install, and maintain the hose to fulfill the requirements of the application. The following are general guidelines and are not necessarily a complete list.

WARNING—IMPROPER SELECTION, INSTALLATION, OR MAINTENANCE MAY RESULT IN PREMATURE FAILURES, BODILY INJURY, OR PROPERTY DAMAGE.

2. References

2.1 Applicable Documents

The following publications form a part of this specification to the extent specified herein. The latest issue of SAE publications shall apply.

2.1.1 SAE PUBLICATIONS — Available from SAE, 400 Commonwealth Drive, Warrendale, PA 15096-0001.

J516—Hydraulic Hose Fittings

J517—Hydraulic Hose

3. Selection

The following is a list of factors which must be considered before final hose selection can be made:

3.1 Pressure

After determining the system pressure, hose selection must be made so that the recommended maximum operating pressure is equal to or greater than the system pressure. Surge pressures higher than the maximum operating pressure will shorten hose life and must be taken into account by the hydraulic designer.

3.2 Suction

Hoses used for suction applications must be selected to ensure the hose will withstand the negative pressure of the system.

3.3 Temperature

Care must be taken to ensure that fluid and ambient temperatures, both static and transient, do not exceed the limitations of the hose. Special care must be taken when routing near hot manifolds.

3.4 Fluid Compatibility

Hose selection must assure compatibility of the hose tube, cover, and fittings with the fluid used. Additional caution must be observed in hose selection for gaseous applications.

3.5 Size

Transmission of power by means of pressurized fluid varies with pressure and rate of flow. The size of the components must be adequate to keep pressure losses to a minimum and avoid damage to the hose due to heat generation or excessive turbulence.

3.6 Routing

Attention must be given to optimum routing to minimize inherent problems.

3.7 Environment

Care must be taken to ensure that the hose and fittings are either compatible with or protected from the environment to which they are exposed. Environmental conditions such as ultraviolet light, ozone, salt water, chemicals, and air pollutants can cause degradation and premature failure and, therefore, must be considered.



3.8 Mechanical Loads

External forces can significantly reduce hose life. Mechanical loads which must be considered include excessive flexing, twisting, kinking, tensile or side loads, bend radius, and vibration. Use of swivel type fittings or adapters may be required to ensure no twist is put into the hose. Unusual applications may require special testing prior to hose selection.

3.9 Abrasion

While a hose is designed with a reasonable level of abrasion resistance, care must be taken to protect the hose from excessive abrasion which can result in erosion, snagging, and cutting of the hose cover. Exposure of the reinforcement will significantly accelerate hose failure.

3.10 Proper End Fitting

Care must be taken to ensure proper compatibility exists between the hose and coupling selected based on the manufacturer's recommendations substantiated by testing to industry standards such as SAE J517. End fitting components from one manufacturer are usually not compatible with end fitting components supplied by another manufacturer (i.e., using a hose fitting nipple from one manufacturer with a hose socket from another manufacturer). It is the responsibility of the fabricator to consult the manufacturer's written instruction or the manufacturer directly for proper end fitting componentry.

3.11 Length

When establishing proper hose length, motion absorption, hose length changes due to pressure, as well as hose and machine tolerances must be considered.

3.12 Specifications and Standards

When selecting hose, government, industry, and manufacturers' specifications and recommendations must be reviewed as applicable.

3.13 Hose Cleanliness

Hose components vary in cleanliness levels. Care must be taken to ensure that the assemblies selected have an adequate level of cleanliness for the application.

3.14 Electrical Conductivity

Certain applications require that hose be non-conductive to prevent electrical current flow. Other applications require the hose to be sufficiently conductive to drain off static electricity. Hose and fittings must be chosen with these needs in mind.

4. Installation

After selection of proper hose, the following factors must be considered by the installer.

4.1 Pre-Installation Inspection

Prior to installation, a careful examination of the hose must be performed. All components must be checked for correct style, size, and length. In addition, the hose must be examined for cleanliness, I.D. obstructions, blisters, loose cover, or any other visible defects.

4.2 Follow Manufacturers' Assembly Instructions

Hose assemblies may be fabricated by the manufacturer, an agent for or customer of the manufacturer, or by the user. Fabrication of permanently attached fittings to hydraulic hose requires specialized assembly equipment. Field-attachable fittings (screw style and segment clamp style) can usually be assembled without specialized equipment, although many manufacturers provide equipment to assist in this operation. SAE J517 hose from one manufacturer is usually not compatible with SAE J516 fittings supplied by another manufacturer. It is the responsibility of the fabricator to consult the manufacturer's written assembly instructions or the manufacturers directly before intermixing hose and fittings from two manufacturers. Similarly, assembly equipment from one manufacturer is usually not interchangeable with that of another manufacturer. It is the responsibility of the fabricator to consult the manufacturer's written instructions or the manufacturer directly for proper assembly equipment. Always follow the manufacturer's instructions for proper preparation and fabrication of hose assemblies.

4.3 Minimum Bend Radius

Installation at less than minimum bend radius may significantly reduce hose life. Particular attention must be given to preclude sharp bending at the hose/fitting juncture.

EQUIPMENT

HOSE/CPLG. SELECTION

GLOBALSPIRAL COUPLINGS

PCM COUPLINGS

PCS COUPLINGS

PCM/PCS FERRULES

MEGACRIMP COUPLINGS

POWER CRIMP COUPLINGS

FIELD ATTACHABLE G1 & G2 COUPLINGS

LOW PRESSURE COUPLINGS

GLX COUPLINGS

POLARSEAL COUPLINGS

POWER STEERING

PCTS THERMO-PLASTIC COUPLINGS

ADAPTERS

ACCESSORIES

QUICK DISCONNECT COUPLERS

BALL VALVES

ASSEMBLY FABRICATION



EQUIPMENT

HOSE/CPLG. SELECTION

GLOBALSPIRAL COUPLINGS

PCM COUPLINGS

PCS COUPLINGS

PCM/PCS FERRULES

MEGACRIMP COUPLINGS

POWER CRIMP COUPLINGS

FIELD ATTACHABLE G1 & G2 COUPLINGS

LOW PRESSURE COUPLINGS

GLX COUPLINGS

POLARSEAL COUPLINGS

POWER STEERING

PCTS THERMO-PLASTIC COUPLINGS

ADAPTERS

ACCESSORIES

QUICK DISCONNECT COUPLERS

BALL VALVES

ASSEMBLY FABRICATION

4.4 Twist Angle and Orientation

Hose installations must be such that relative motion of machine components produces bending of the hose rather than twisting.

4.5 Securement

In many applications, it may be necessary to restrain, protect, or guide the hose to protect it from damage by unnecessary flexing, pressure surges, and contact with other mechanical components. Care must be taken to ensure such restraints do not introduce additional stress or wear points.

4.6 Proper Connection of Ports

Proper physical installation of the hose requires a correctly installed port connection while ensuring that no twist or torque is put into the hose.

4.7 Avoid External Damage

Proper installation is not complete without ensuring that tensile loads, side loads, kinking, flattening, potential abrasion, thread damage, or damage to sealing surfaces are corrected or eliminated.

4.8 System Check Out

After completing the installation, all air entrapment must be eliminated, and the system pressurized to the maximum system pressure and checked for proper function and freedom from leaks.

NOTE—Avoid potential hazardous areas while testing.

5. Maintenance

Even with proper selection and installation, hose life may be significantly reduced without a continuing maintenance program.

Frequency should be determined by the severity of the application and risk potential. A maintenance program should include the following as a minimum:

5.1 Hose Storage

Hose products in storage can be affected adversely by temperature, humidity, ozone, sunlight, oils, solvents, corrosive liquids and fumes, insects, rodents, and radioactive materials. Storage areas should be relatively cool and dark and free of dust, dirt, dampness, and mildew.

5.2 Visual Inspections

Any of the following conditions requires replacement of the hose:

- a. Leaks at fitting or in hose.
(Leaking fluid is a fire hazard.)
- b. Damaged, cut, or abraded cover.
(Any reinforcement exposed.)
- c. Kinked, crushed, flattened, or twisted hose.
- d. Hard, stiff, heat cracked, or charred hose.
- e. Blistered, soft, degraded, or loose cover.
- f. Cracked, damaged, or badly corroded fittings.
- g. Fitting slippage on hose.

5.3 Visual Inspections

The following items must be tightened, repaired, or replaced as required:

- a. Leaking port conditions.
- b. Clamps, guards, shields.
- c. System fluid level, fluid type, and any air entrapment.

5.4 Functional Test

Operate the system at maximum operating pressure and check for possible malfunctions and freedom from leaks.

NOTE—Avoid potential hazardous areas while testing.

5.5 Replacement Intervals

Specific replacement intervals must be considered based on previous service life, government or industry recommendations, or when failures could result in unacceptable down time, damage, or injury risk.



DOT FMVSS 106-74

MOTOR VEHICLE SAFETY STANDARD FOR BRAKE HOSES

Gates has received an increasing number of inquiries about the Department of Transportation (DOT) regulation FMVSS-106 regarding air brake hose. The requirements of the standard were issued by the National Highway Traffic Safety Administration and are published in the Federal Register, 49 Code of Federal Regulations, Part 571. MVSS 106 Brake Hoses.

NOTE: *Anyone making brake assemblies must be registered with the Department of Transportation.*

What is FMVSS-106?

The standard is written with specifics on labeling, performance tests, tests procedures, and registration. It is not a standard for design specifications for motor vehicle brake hose, brake hose assemblies, or brake hose end fittings. The Standard No. 106 will ensure that each user of brake hose will be supplied only the highest quality of hose. DOT will conduct random performance testing in accordance with the test procedures to ensure that the hoses, couplings, and assemblies meet FMVSS 106.

"The purpose of the standard is to reduce deaths and injuries occurring as a result of brake system failure from pressure or vacuum loss due to hose or hose assembly rupture." The regulations will apply to all over-the-road vehicles including trailers and motorcycles. Off-the-road vehicles will not be regulated if they are designed to operate on those other than public roads.

Basic Provisions of FMVSS-106.

1. Three types of brake hose are covered (hydraulic, air, and vacuum brake) together with couplings and hose assemblies. At this point, we will only focus on air brake hose and assemblies.
2. Performance level for brake hose is established instead of design specifications.
3. Permanent as well as reusable fittings are permissible with air brake hose. Inside and outside diameters standards for air brake hose intended for use with field attachable couplings have been established. These hoses are identified as Type I and Type II.

Gates Customer/Assembler with Regard to FMVSS-106.

1. Test (dimensional and pressure) each assembly or per customer's requirements before it is packaged and delivered to the customer.
2. Two of every 100 air brake hose assemblies produced or per customer's requirements are subjected to hydrostatic pressure testing and tensile strength (destructive) testing.

Labeling of Air Brake Hose.

Any customer crimping air brake assemblies must be registered with the National Traffic Safety Administration (NHTSA).

The National Highway Traffic Safety Administration (NHTSA) requires:

1. Product DOT CERTIFICATION. (Gates Corporation responsibility. The Gates logo is our DOT registration.)
2. Registration of the assembler. (Customer/Distributor responsibility.)*
3. Permanent assembly identification. (Customer/Distributor responsibility.) Refer to Gates frosted air brake hose labels below.

* To begin the registration process, please complete the BRAKE HOSE REGISTRATION application form on the following page. You can mail or fax the completed form to the address and number listed on the form.

Frosted Air Brake Hose Labels

Product Number: 7484-0023

To assist you in complying with the NHTSA requirement for identifying brake hose assemblies, Gates now offers mylar hose labels.

- Self-adhesive
- 1" wide by 3-3/4" long, with a 1-1/2" by 1" white area on one end for printed information
- Format suitable for typewriters, computer printers or hand writing
- Accepts 9-10 typed characters per row, 4 or 5 on a row
- Wrap-around label resists damage from elements

Label application procedure:

1. Print appropriate information on label.
2. Wrap tag around hose assembly, printed end first.
3. Cover printed end with clear mylar tail of label.

Comes in 500 labels per pack.



EQUIPMENT

HOSE/CPLG. SELECTION

GLOBALSPIRAL COUPLINGS

PCM COUPLINGS

PCS COUPLINGS

PCM/PCS FERRULES

MEGACRIMP COUPLINGS

POWER CRIMP COUPLINGS

FIELD ATTACHABLE G1 & G2 COUPLINGS

LOW PRESSURE COUPLINGS

GLX COUPLINGS

POLARSEAL COUPLINGS

POWER STEERING

PCTS THERMO-PLASTIC COUPLINGS

ADAPTERS

ACCESSORIES

QUICK DISCONNECT COUPLERS

BALL VALVES

ASSEMBLY FABRICATION



Hose & Coupling Selection

Brake Hose Registration Application

“PLEASE TYPE or PRINT CLEARLY” AND SUBMIT BRAKE HOSE APPLICATION TO: JEANETTE GREENFIELD AT THE FOLLOWING NATIONAL HIGHWAY TRAFFIC SAFETY ADMINISTRATION (NHTSA) ADDRESS:

Jeanette Greenfield
Office of Vehicle Safety Compliance
400 Seventh Street, S.W. NSA-32
Washington, DC 20590
Phone (202) 366-5317
Fax (202) 366-1024
www.nhtsa.dot.gov

DATE: _____

BRAKE HOSE MANUFACTURER'S ADDRESS

Plant Name: _____

Post Office Box No.: _____

Street: _____

City: _____

* DESIGNATION SYMBOL(s): _____

State (Province): _____

Country: _____

Zip Code: _____

Plant Contact Person: _____

Phone Number: _____

Fax Number: _____

** (COMPLETE ONLY IF THIS IS A FOREIGN MANUFACTURER) BRAKE HOSE MANUFACTURER'S US AGENT

Agent Name: _____

Post Office Box No.: _____

Street: _____

City: _____

State: _____

Country: _____

Zip Code: _____

Agent Contact Person: _____

Agent Fax Number: _____

Agent Phone Number: _____

* DESIGNATION SYMBOL(s): May consist of block capital letters, numerals or a symbol.

EQUIPMENT

HOSE/CPLG. SELECTION

GLOBALSPIRAL COUPLINGS

PCM COUPLINGS

PCS COUPLINGS

PCM/PCS FERRULES

MEGACRIMP COUPLINGS

POWER CRIMP COUPLINGS

FIELD ATTACHABLE G1 & G2 COUPLINGS

LOW PRESSURE COUPLINGS

GLX COUPLINGS

POLARSEAL COUPLINGS

POWER STEERING

PCTS THERMO-PLASTIC COUPLINGS

ADAPTERS

ACCESSORIES

QUICK DISCONNECT COUPLERS

BALL VALVES

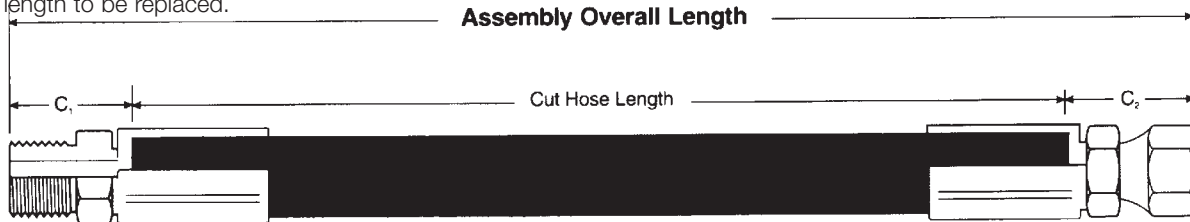
ASSEMBLY FABRICATION

How to Make Hose Assemblies of Specific Lengths

Select the hose and couplings required to make the desired hydraulic assembly. Measure the entire length of the assembly. Then use the formula below to calculate the required hose cut length for the assembly.

Hose Cut Length = Assembly Overall Length Minus C1 Minus C2

Cut-off value "C" is the length of that part of the coupling not directly in contact with or applied to the hose. Therefore, subtract the two "C" values from the total length of the assembly and you will have the approximate hose length to be replaced.



$$\text{Hose Length} = \text{Assembly Overall Length} \text{ Minus } (C_1 + C_2)$$

Example: Total assembly overall length = 12.5"

(Assembly consists of 3/8" G1 hose with 1/2" Male Pipe (6G-8MP) and 3/8" Female JIC (6G-6FJX) terminations)

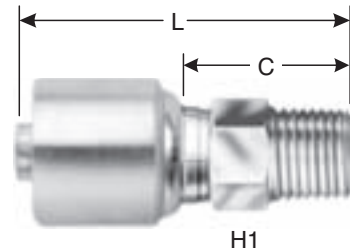
$$\text{Assembly Overall Length} - C_1 - C_2 = \text{Hose Cut Length}$$

$$12.5'' - 1.36 - 1.19 = 9.95'' \text{ (+/- } 3/16'' \text{ tolerance)}$$

Note the "cut-off" measurement "C" for each of the couplings as listed in the specifications tables.

Male Pipe (NPTF - 30° Cone Seat)

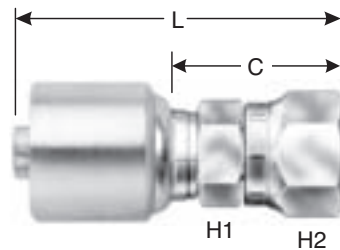
Desc	#	⊕	⌀	H1 (In.)	L (In.)	C (In.)	
4G-2MP	G25100-0402	7100-10025	1/4	1/8—27	1/2	1.97	0.94
4G-4MP	G25100-0404	7100-10032	1/4	1/4—18	9/16	2.07	1.04
4G-6MP	G25100-0406	7100-10045	1/4	3/8—18	11/16	2.33	1.10
4G-8MP	G25100-0408	7100-10055	1/4	1/2—14	7/8	2.40	1.38
5G-4MP	G25100-0504	7100-00065	5/16	1/4—18	5/8	2.28	1.18
6G-4MP	G25100-0604	7100-10075	3/8	1/4—18	5/8	2.28	1.19
6G-6MP	G25100-0606	7100-10085	3/8	3/8—18	11/16	2.19	1.09
6G-8MP	G25100-0608	7100-10095	3/8	1/2—14	7/8	2.46	1.36
8G-6MP	G25100-0806	7100-00105	1/2	3/8—18	13/16	2.60	1.12



H1

Female JIC 37° Flare Swivel

Desc	#	⊕	⌀	H1 (In.)	H2 (In.)	L (In.)	C (In.)	
4G-4FJX	G25170-0404	7100-10885	1/4	7/16—20	1/2	9/16	2.10	1.08
4G-5FJX	G25170-0405	7100-10895	1/4	1/2—20	1/2	11/16	2.21	1.19
4G-6FJX	G25170-0406	7100-10905	1/4	9/16—18	9/16	3/4	2.22	1.19
5G-5FJX	G25170-0505	7100-00915	5/16	1/2—20	5/8	11/16	2.23	1.13
5G-6FJX	G25170-0506	7100-00925	5/16	9/16—18	5/8	3/4	2.31	1.21
6G-4FJX	G25170-0604	7100-10925	3/8	7/16—20	5/8	9/16	2.30	1.20
6G-5FJX	G25170-0605	7100-10935	3/8	1/2—20	5/8	11/16	2.23	1.13
6G-6FJX	G25170-0606	7100-10945	3/8	9/16—18	5/8	3/4	2.31	1.19
6G-8FJX	G25170-0608	7100-10955	3/8	3/4—16	11/16	7/8	2.48	1.38



H1

H2

SAE Length Tolerances for Hydraulic Hose Assemblies and Specified Hose Lengths

(Reprinted from National Hose Assemblies Manufacturers Association NHAM-STD-2)

Length

For cut lengths from 0 up to and including 12"
 For cut lengths above 12" up to and including 18"
 For cut lengths above 18" up to and including 36"
 For cut lengths above 36"

Tolerance

± 1/8"
 ± 3/16"
 ± 1/4"
 + 1% of length measured to the nearest 1/8"

EQUIPMENT

HOSE/CPLG. SELECTION

GLOBALSPIRAL COUPLINGS

PCM COUPLINGS

PCS COUPLINGS

PCM/PCS FERRULES

MEGACRIMP COUPLINGS

POWER CRIMP COUPLINGS

FIELD ATTACHABLE G1 & G2 COUPLINGS

LOW PRESSURE COUPLINGS

GLX COUPLINGS

POLARSEAL COUPLINGS

POWER STEERING

PCTS THERMO-PLASTIC COUPLINGS

ADAPTERS

ACCESSORIES

QUICK DISCONNECT COUPLERS

BALL VALVES

ASSEMBLY FABRICATION



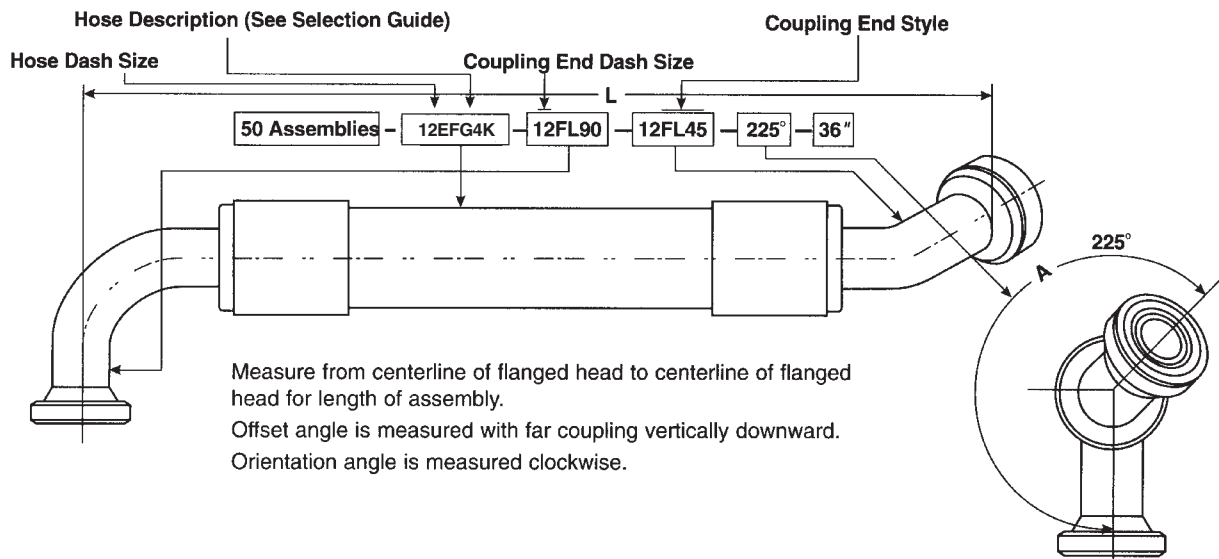
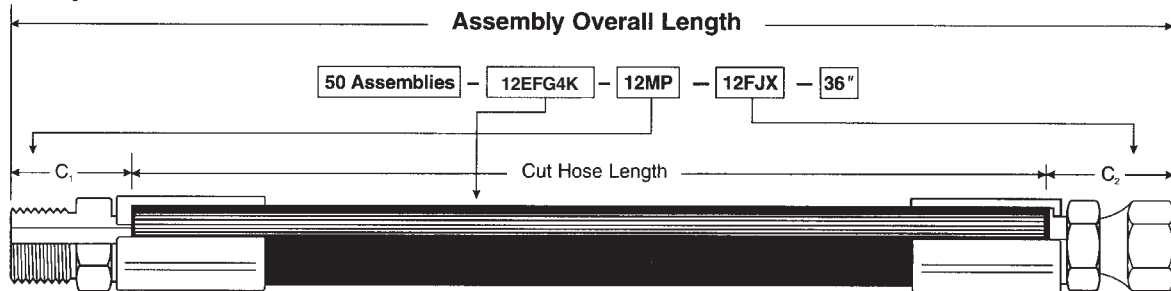
Hose & Coupling Selection

How to Describe Gates Hydraulic Hose Assemblies

When you order hydraulic assemblies, be sure the following information is included as shown in the illustrations below:

1. Quantity of assemblies required.
2. Hose catalog description (dash size and type).
3. First coupling dash size and end style.
4. Second coupling dash size and end style.
5. Offset angle or orientation of couplings must be specified if both couplings contain bent tube ends.
6. Assembly overall length.

Example:



Caution:

Rated working pressure of the application should always determine selection of hose. Used up to the recommended **rated working pressure**, the hose will provide normal service life before replacement is required.

When new, the hose described in this catalog will meet or exceed the **minimum burst pressure** listed in the hose specification tables. However—as with any hose in the industry—after the hose has been impulsed for a length of time, **minimum burst pressure** will decrease from the figure shown in the specification tables.

Temperature ranges specified for specific hoses refer to recommended temperature limits of fluids being conveyed or ambient temperatures. Exceeding these limits will cause degradation of material compounds and reduce hose service life.



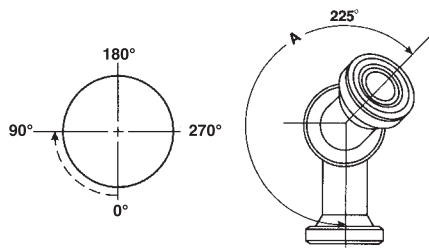
How to Describe Gates Hydraulic Hose Assemblies - con't.



Coupling A Information	Hose Type	Coupling B Information
<input type="checkbox"/> Male <input type="checkbox"/> Female Angle ____° Drop: <input type="checkbox"/> S <input type="checkbox"/> M <input type="checkbox"/> L <input type="checkbox"/> XL or Drop Length ____ (mm)	Gates _____ I.D. _____ or SAE 100R _____	<input type="checkbox"/> Male <input type="checkbox"/> Female Angle ____° Drop: <input type="checkbox"/> S <input type="checkbox"/> M <input type="checkbox"/> L <input type="checkbox"/> XL or Drop Length ____ (mm)
Thread	Dash Size:	Thread
<input type="checkbox"/> JIC (37° Flare) _____ <input type="checkbox"/> NPTF _____ <input type="checkbox"/> O-Ring Boss _____ <input type="checkbox"/> Flat-Face O-Ring (ORFS) _____ <input type="checkbox"/> Code 61 _____ <input type="checkbox"/> Code 62 _____ <input type="checkbox"/> BSPP _____ <input type="checkbox"/> DIN (Light/Heavy) _____ <input type="checkbox"/> Other _____	<input type="checkbox"/> 2 <input type="checkbox"/> 3 <input type="checkbox"/> 4 <input type="checkbox"/> 5 <input type="checkbox"/> 6 <input type="checkbox"/> 8 <input type="checkbox"/> 10 <input type="checkbox"/> 12 <input type="checkbox"/> 16 <input type="checkbox"/> 20 <input type="checkbox"/> 24 <input type="checkbox"/> 32 <input type="checkbox"/> 40 <input type="checkbox"/> 48 <input type="checkbox"/> 56 <input type="checkbox"/> 64	<input type="checkbox"/> JIC (37° Flare) _____ <input type="checkbox"/> NPTF _____ <input type="checkbox"/> O-Ring Boss _____ <input type="checkbox"/> Flat-Face O-Ring (ORFS) _____ <input type="checkbox"/> Code 61 _____ <input type="checkbox"/> Code 62 _____ <input type="checkbox"/> BSPP _____ <input type="checkbox"/> DIN (Light/Heavy) _____ <input type="checkbox"/> Other _____
	Temperature _____°	
	Working Pressure (psi):	
	<input type="checkbox"/> 100 <input type="checkbox"/> 101-250 <input type="checkbox"/> 250-499 <input type="checkbox"/> 500-1000 <input type="checkbox"/> 1001-2999 <input type="checkbox"/> 3000-3999 <input type="checkbox"/> 4000-5999 <input type="checkbox"/> 6000	
	Application	
	<input type="checkbox"/> Return Line <input type="checkbox"/> Pressure Line <input type="checkbox"/> Intake Line <input type="checkbox"/> High Pressure Line <input type="checkbox"/> Special Fluid _____	

Overall Length _____ In. mm

Coupling Orientation: _____°



Measure from centerline of flanged head to centerline of flanged head for length of assembly.

Offset angle is measured with far coupling vertically downward.

Orientation angle is measured clockwise.

Hose Guards

	Full Length	Partial Length	From End of Coupling
Wire Spring 	<input type="checkbox"/>	_____	_____
Flat Armor Spring 	<input type="checkbox"/>	_____	_____
Nylon Sleeve 	<input type="checkbox"/>	_____	_____
Plastic Coil Sleeve 	<input type="checkbox"/>	_____	_____

EQUIPMENT

HOSE/CPLG. SELECTION

GLOBAL SPIRAL COUPLINGS

PCM COUPLINGS

PCS COUPLINGS

PCM/PCS FERRULES

MEGACRIMP COUPLINGS

POWER CRIMP COUPLINGS

FIELD ATTACHABLE G1 & G2 COUPLINGS

LOW PRESSURE COUPLINGS

GLX COUPLINGS

POLARSEAL COUPLINGS

POWER STEERING

PCTS THERMO-PLASTIC COUPLINGS

ADAPTERS

ACCESSORIES

QUICK DISCONNECT COUPLERS

BALL VALVES

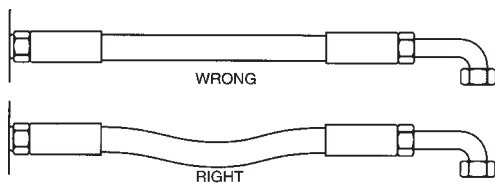
ASSEMBLY FABRICATION

EQUIPMENT
HOSE/CPLG. SELECTION
GLOBALSPIRAL COUPLINGS
PCM COUPLINGS
PCS COUPLINGS
PCM/PCS FERRULES
MEGACRIMP COUPLINGS
POWER CRIMP COUPLINGS
FIELD ATTACHABLE G1 & G2 COUPLINGS
LOW PRESSURE COUPLINGS
GLX COUPLINGS
POLARSEAL COUPLINGS
POWER STEERING
PCTS THERMO-PLASTIC COUPLINGS
ADAPTERS
ACCESSORIES
QUICK DISCONNECT COUPLERS
BALL VALVES
ASSEMBLY FABRICATION

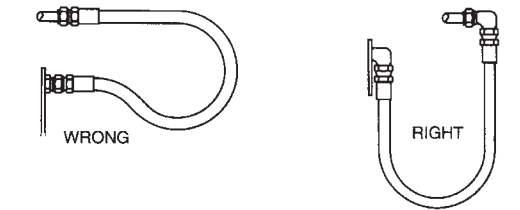
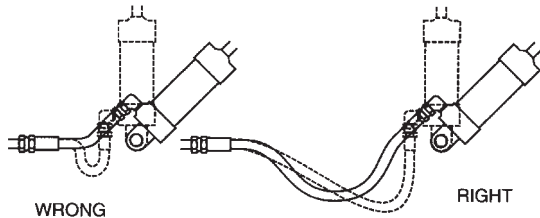
Hose Assembly Routing Tips

Proper hose installation is essential for satisfactory performance. If hose length is excessive, the appearance of the installation will be unsatisfactory and unnecessary cost of equipment will be involved. If hose assemblies are too short to permit adequate flexing and changes in length due to expansion or contraction, hose service life will be reduced.

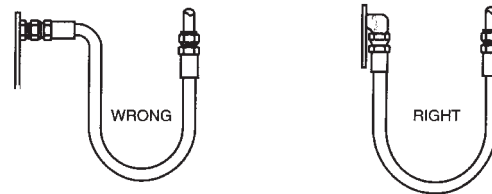
The following diagrams show proper hose installations which provide maximum performance and cost savings. Consider these examples in determining length of a specific assembly.




When hose installation is straight, allow enough slack in hose line to provide for length changes which will occur when pressure is applied.



When radius is below the required minimum, use an angle adapter to avoid sharp bends.

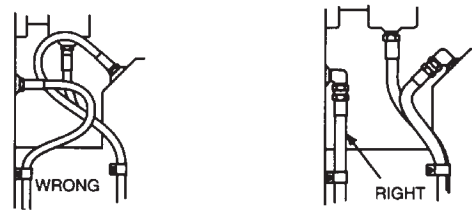
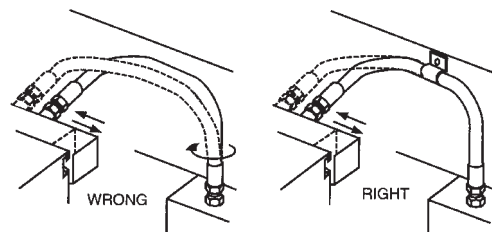


Use proper angle adapters to avoid tight bend in hose.



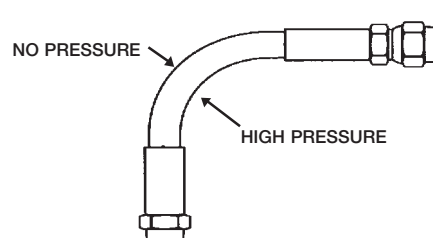
Prevent twisting and distortion by bending hose in same plane as the motion of the port to which hose is connected.

Adequate hose length is necessary to distribute movement on flexing applications and to avoid abrasion.



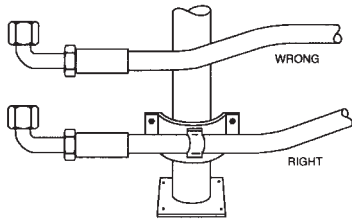
Route hose directly by using 45° and/or 90° adapter and fittings. Avoid excessive hose length to improve appearance.

Avoid twisting of hose lines bent in two planes by clamping hose at change of plane.

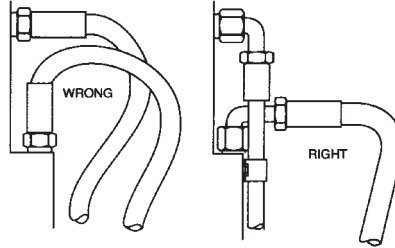


Note: To allow for length changes when hose is pressurized, do not clamp at bends so that curves will absorb changes. Do not clamp high and low pressure lines together.

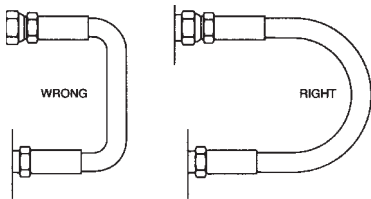
Hose Assembly Routing Tips – con't.



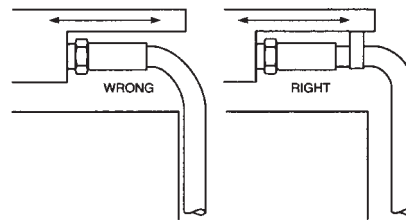
High ambient temperatures shorten hose life, so make sure hose is kept away from hot parts. If this is not possible, insulate hose.



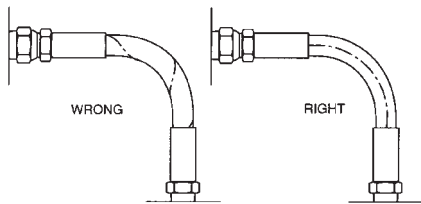
Elbows and adapters should be used to relieve strain on the assembly, and to provide neater installations which will be more accessible for inspection and maintenance.



To avoid hose collapse and flow restriction, keep hose bend radius as large as possible. Refer to hose specification tables for minimum bend radius.



Run hose in the installation so that it avoids rubbing and abrasion. Often, clamps are required to support long hose runs or to keep hose away from moving parts. Use clamps of the correct size. A clamp too large allows hose to move inside the clamp and causes abrasion.



When installing hose, make sure it is not twisted. Pressure applied to a twisted hose can result in hose failure or loosening of connections.

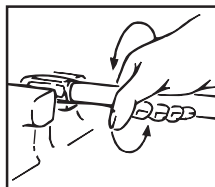
Hydraulic Flareless Assembly Procedure (per SAE J514 6.1.3 & 6.1.4)

1. Bottom the tube in the coupling, and tighten the nut until the ferrule just grips the tube. With a little experience, the technician can determine this point by feel. If the couplings are bench assembled, the gripping action can be determined by rotating the tube by hand as the nut is drawn down. When the tube can no longer be turned by hand, the ferrule has started to grip the tube.
2. After the ferrule grips the tube, tighten the nut one full turn. This may vary slightly with different tubing materials, but for general practice, it is a good rule for the technician to follow.


Assembly of Field Attachable Couplings — Five Easy Steps



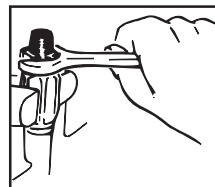
1. Be sure to thoroughly oil hose.



2. Put socket in vise as shown. Turning counter-clockwise, thread hose into socket. Leave a gap of 1/32" to 1/16" between end of hose and inside shoulder of socket.



3. Oil insert thread on nipple thoroughly.



4. With clockwise motion, thread nipple into socket until nipple hex shoulders against ferrule.



5. Inspect assembly internally for cut or bulged tube obstructions and cleanliness.

EQUIPMENT

HOSE/CPLG. SELECTION

GLOBALSPIRAL COUPLINGS

PCM COUPLINGS

PCS COUPLINGS

PCM/PCS FERRULES

MEGACRIMP COUPLINGS

POWER CRIMP COUPLINGS

FIELD ATTACHABLE G1 & G2 COUPLINGS

LOW PRESSURE COUPLINGS

GLX COUPLINGS

POLARSEAL COUPLINGS

POWER STEERING

PCTS THERMO-PLASTIC COUPLINGS

ADAPTERS

ACCESSORIES

QUICK DISCONNECT COUPLERS

BALL VALVES

ASSEMBLY FABRICATION



EQUIPMENT
HOSE/CPLG. SELECTION
GLOBALSPIRAL COUPLINGS
PCM COUPLINGS
PCS COUPLINGS
PCM/PCS FERRULES
MEGACRIMP COUPLINGS
POWER CRIMP COUPLINGS
FIELD ATTACHABLE G1 & G2 COUPLINGS
LOW PRESSURE COUPLINGS
GLX COUPLINGS
POLARSEAL COUPLINGS
POWER STEERING
PCTS THERMO-PLASTIC COUPLINGS
ADAPTERS
ACCESSORIES
QUICK DISCONNECT COUPLERS
BALL VALVES
ASSEMBLY FABRICATION

Coupling Selection

End Configuration Selection

It is important to keep in mind that the hose assembly (coupling and hose) is only one component of the system. In choosing the correct end terminations for the couplings attached to the hose, formal design standards and sound engineering judgement should be used.

In the absence of formal design standards, consider the following factors in choosing the proper end termination:

- Pressure
- Impulse frequency, amplitude and wave form
- Vibration
- Corrosion
- Dissimilar metals (galvanic corrosion)
- Maintenance procedures and frequency
- Installation reliability
- Connection's risk in the system
- Exposure to the elements
- Operator's and/or bystander's exposure to the connection
- Installation, operation and service activities and practices that affect safety

If there are any questions as to what end fittings should be used, Gates recommends that you consult your field sales representative or the Gates Hose and Connector Product Application Group for assistance.

Stem and Ferrule Selection

Choosing the proper stem and ferrule depends on the specific hose and termination to be used in the assembly. Check the Gates Crimp Data manual to ensure proper hose assembly components and crimp specifications.

Gates also offers eCrimp™, an online crimp database that can be downloaded. The site is www.gates.com/ecrimp. The user must have Microsoft Access 2000.

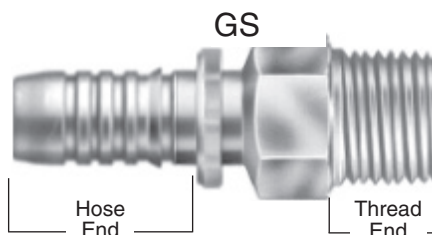


After determining the proper coupling components, refer to the Table of Contents in this catalog to find the proper coupling section. The ferrules are at the end of each coupling section.

Stem Selection

Different hoses may require different coupling styles. To make your selection, determine the correct stem to be used. There are two functional ends of the stem to consider:

1. the hose end for hose attachment;
2. the thread end for port attachment.



References to the coupling type(s) recommended for a specific hose are listed on the individual hose data pages; for example, G5K hose specifies GS and PCM couplings.

The thread end of a coupling (or adapter) can be identified by comparing the coupling being replaced or by measuring the port or thread end to which it is to be attached.

See thread end identification nomenclature.

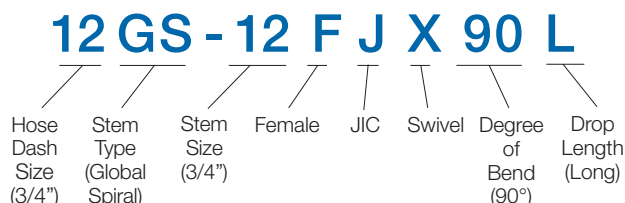


Coupling Selection – con't.

Coupling and Adapter End Style Nomenclature

Gates couplings feature a meaningful description by combining end-style codes shown below that make thread end identification fast and easy. Always refer to Gates Crimp Data Charts when selecting hose and coupling combinations.

In the following example, the Gates description 12GS-12FJX90L identifies a GlobalSpiral™ Female JIC Swivel 90° Bend Long Drop coupling for -12 (3/4") hose size and -12 (3/4") stem size.



Code	Description
A	Adapterless
AB	Air Brake
API	API Unions
B	Brass
BBDS	British Bonded Seal
BJ	Banjo
BKHD	Bulkhead
BL	Block
BS	Bite Sleeve
BSPP	British Standard Pipe Parallel
BSPT	British Standard Pipe Tapered
C	Caterpillar Flang
CC	Clamping Collar
DH	DIN Heavy
DL	DIN Light
F	Female
FABX	Female Air Brake Swivel
FBFFOR	Female British Flat-Face O-Ring
FBO	Female Braze-on Stem
FF	Flat-Face
FFGX	Female French GAZ Swivel (Female Kobelco)
FFN	Female Flareless Nut
FOR	Flat-Face O-Ring
FFS	Female Flareless Sleeve
FG	Female Grease Thread
FKX	Female Komatsu Style Swivel
FL	Code 61 O-Ring Flange
FLC	Caterpillar Style O-Ring Flange
FLH	Code 62 O-Ring Flange Heavy
FLOS	Flange O-Ring Special
FT	Female SAE Tube
HLE	Hose Length Extender
HLEC	Hose Length Extender (Caterpillar)
HM	Hose Mender
HU	Hammer Union
I	Inverted Flare
J	JIC (37° Flare)
JIS	Japanese Industrial Standard
K	Komatsu Style (Japanese 30° Seat)

Code	Description
LH	Long Hex
LN	Lock Nut
M	Male
MB	Male Boss
MBAX	Male Boss Adapterless Swivel
MBDS	Metric Bonded Seal
MFA	Male Flareless Assembly (Ermeto)
MFG	Male French GAZ
MKB	Metric Kobelco
MM	Metric Male
MN	Metric Nut
MPG	Male Special Grease Fitting
MPLN	Male Pipe Long Nose
MLSP	Metric Light Stand Pipe
MSP	Metric Stand Pipe
NASP	North American Stand Pipe
OR	O-Ring
P	Pipe Thread (NPTF or NPSM)
PL	Press Lok®
PT	Port
PWX	Pressure Washer Swivel
QLD	Quick-Lok® Direct
QHD	Quick-Lok® High
R	Field Attachable
S	SAE (45° Flare)
SP	Special
SS	Stainless Steel
TS	Tube Sleeve
TSN	Tube Sleeve Nut
X	Swivel
Z	Parker Triple Thread
22	22-1/2° Bent Tube Angle
30	30° Bent Tube Angle
45	45° Bent Tube Angle
60	60° Bent Tube Angle
67	67-1/2° Bent Tube Angle
90	90° Bent Tube Angle
110	110° Bent Tube Angle
135	135° Bent Tube Angle

EQUIPMENT
HOSE/CPLG. SELECTION
GLOBALSPIRAL COUPLINGS
PCM COUPLINGS
PCS COUPLINGS
PCM/PCS FERRULES
MEGACRIMP COUPLINGS
POWER CRIMP COUPLINGS
FIELD ATTACHABLE G1 & G2 COUPLINGS
LOW PRESSURE COUPLINGS
GLX COUPLINGS
POLARSEAL COUPLINGS
POWER STEERING
PCTS THERMO-PLASTIC COUPLINGS
ADAPTERS
ACCESSORIES
QUICK DISCONNECT COUPLERS
BALL VALVES
ASSEMBLY FABRICATION



EQUIPMENT
HOSE/CPLG. SELECTION
GLOBALSPIRAL COUPLINGS
PCM COUPLINGS
PCS COUPLINGS
PCM/PCS FERRULES
MEGACRIMP COUPLINGS
POWER CRIMP COUPLINGS
FIELD ATTACHABLE G1 & G2 COUPLINGS
LOW PRESSURE COUPLINGS
GLX COUPLINGS
POLARSEAL COUPLINGS
POWER STEERING
PCTS THERMO-PLASTIC COUPLINGS
ADAPTERS
ACCESSORIES
QUICK DISCONNECT COUPLERS
BALL VALVES
ASSEMBLY FABRICATION

Coupling Selection – continued

Thread End Dash Sizes, Descriptions and Dimensions

Coupling Dash Size and End Style

Coupling dash size is a shorthand method of denoting the size of a particular end fitting (see Thread Chart).

EXAMPLE: 12MP denotes a 3/4" male pipe thread end fitting. The corresponding thread description for a 3/4" pipe thread is 3/4 -14 NPTF solid male.

EXAMPLE: 12FJX denotes a 3/4" female JIC swivel (37° seat) end fitting. The corresponding thread description for a 3/4" JIC thread is 1-1/16 – 12 JIC 37° flare swivel female.

EXAMPLE: 12FL denotes a 3/4" SAE standard pressure (Code 61) flange fitting. This is the standard fitting description for a 3/4" SAE standard pressure flange.

Termination Drop Lengths

Bent tube couplings carry a suffix designation that specifies the degree of bend and the length of the drop.

For example, a **12FJX90S** is a female JIC swivel with a 90 degree bend. The "S" designates an SAE J516 short drop length. The short and long drops are specified in SAE J516. Flat-face and metric couplings meet ISO-12151-1 drop length specifications. Medium drops are not specified and can vary from manufacturer to manufacturer.

S – Short Drop

M – Medium Drop

L – Long Drop

XL – Extra Long Drop

Special, non-industry standard drop lengths are designated with a numerical suffix instead of the S,M,L code. For example, a **12FJX90-075** designates a 75mm drop.

SAE J516 Drop Length Specifications

JIC 37°, Code 61, Code 62

Hose Size	Short Drop (mm)	Long Drop (mm)
-4	17.3	45.7
-6	21.6	55.4
-8	27.7	61.7
-10	31.2	65.3
-12	46.2	94.7
-16	54.4	110.0

ISO 12151-1 Drop Length Specifications

Flat-Face O-Ring

Hose Size	Short Drop (mm)	Medium Drop (mm)	Long Drop (mm)
-4	20.8	32.0	45.7
-6	22.9	38.0	54.1
-8	29.2	41.0	63.8
-10	32.3	46.0	70.1
-12	47.8	58.0	96.0
-16	56.1	71.0	114.3
-20	63.8	78.0	129.3
-24	68.6	86.0	140.7
-32	88.0	140.0	222.0

Thread End Catalog Descriptions

Gates coupling ends shown on the following pages are accepted as industry standards. See detailed catalog listings for availability of specific hose/coupling combinations, detailed descriptions, thread end configurations such as swivels and bent tubes and special ends.

Sealing Types for Hydraulic Couplings

When identifying hydraulic couplings, it is important to identify the type of seal made. There are three major types of coupling interfaces used in hydraulics today: Thread Interface, O-Rings and Mated Angle or Mechanical Joint. These three interfaces have developed differently in different parts of the world. In the following pages, country of origin and the coupling styles found in each country are identified. Brief descriptions and dimensional data help identify your particular coupling style.

Identifying couplings is as easy as 1-2-3!

1. Determine Seal Type.

- Thread Interference
- O-Ring
- Mated Angle or Mechanical Joint
- Mated Angle with O-Ring

Thread Interference. A characteristic of this thread is that the male is thinner at the front than it is at the back. As the male is threaded into the female, the edges of the thread distort by flattening out. This distortion creates the seal.

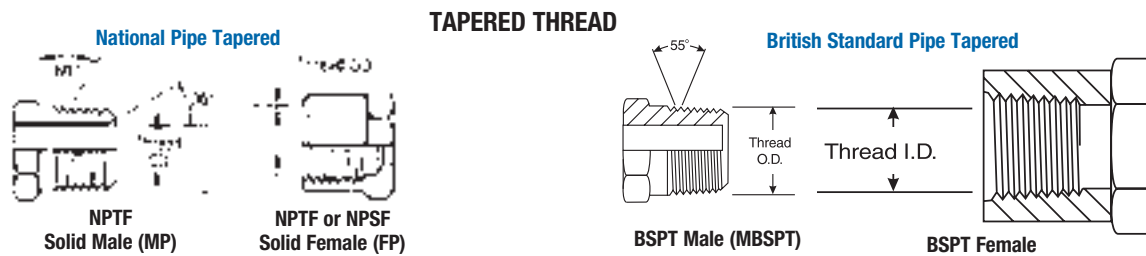
O-Ring. The O-ring on the male being compressed against the corresponding female makes this seal. This type of seal is excellent for high-pressure applications. The threads pull the fitting against the port, trap the O-ring and flatten it to form a tight seal.

Mated Angle or Mechanical Joint. Different angles are used to create the seal. The seal takes place where the two angles meet and are wedged into one another. These can be cut with the angle either being inverted or standard. Standard seat couplings have the nose angle of the male on the outer surface of the coupling. Inverted seat couplings contain the nose angle of the male on the inside bore of the coupling.

Mated Angle with O-Ring. These couplings are a hybrid, which use both the mated angle and the O-ring to make the seal.

2. Visual Identification.

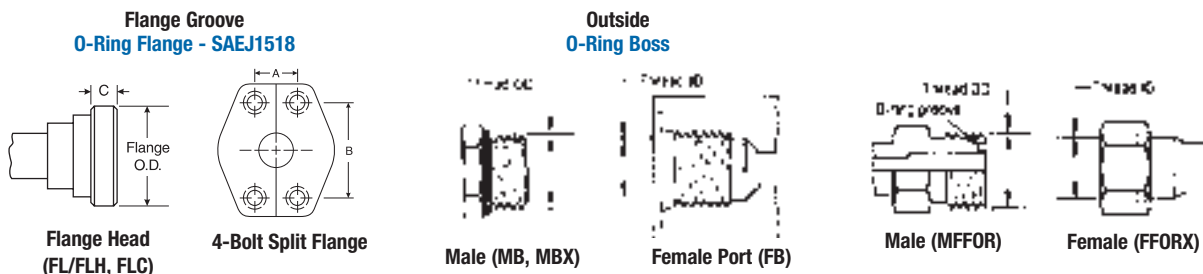
Thread Interference. These are the easiest because the only factor here is whether the termination is male or female. Couplings that use this seal are:



O-Ring Location

O-Ring. Two determinations are needed:

- O-Ring Location – Flange Groove, Outside, or on the Nose Seat
- Coupling Termination – Male or Female.



EQUIPMENT
HOSE/CPLG. SELECTION
GLOBALSPIRAL COUPLINGS
PCM COUPLINGS
PCS COUPLINGS
PCM/PCS FERRULES
MEGACRIMP COUPLINGS
POWER CRIMP COUPLINGS
FIELD ATTACHABLE G1 & G2 COUPLINGS
LOW PRESSURE COUPLINGS
GLX COUPLINGS
POLARSEAL COUPLINGS
POWER STEERING
PCTS THERMO-PLASTIC COUPLINGS
ADAPTERS
ACCESSORIES
QUICK DISCONNECT COUPLERS
BALL VALVES
ASSEMBLY FABRICATION



Hose & Coupling Selection

Sealing Types for Hydraulic Couplings – Continued

2. Visual Identification - Continued

Mated Angle or Mechanical Joint. Determine:

- A. Nose Seat – Standard or Inverted
- B. Seat Angle (See Measuring Seat Angles)
- C. Coupling Termination

Standard Nose Seat					
JIC 37° Flare		SAE 45° Flare		Japanese Industrial Standard & Komatsu	
JIC 37° Male (MJ, MJLN)	JIC 37° Flare Swivel Female (FJX)	SAE 45° Flare Male (MS)	SAE 45° Flare Swivel Female (FSX)	Female (FJIS, FKX)	Male (MJIS, MK)
37° Seat Angle		45° Seat Angle		30° Seat Angle	

Inverted Nose Seats		
North American or Metric Stand Pipe & Male Flareless Assembly	National Pipe Straight Mechanical	SAE Inverted Flare
Male Fitting Body	NPTF Solid Male (MP)	SAE Inverted Flare Swivel Male (MIX)
Nut	NPSM Swivel Female (FPX)	SAE Inverted Flare Solid Female
Standpipe Fitting (NASP, MSP, MFA)	30° Seat Angle	45° Seat Angle

Mated Angle with O-Ring. Determine:

- A. O-Ring Location
- B. Nose Seat
- C. Seat Angle (See Measuring Seat Angles)
- D. Coupling Termination

Inside O-Ring Location with Inverted Nose Seat		
British Standard Pipe Parallel	DIN 24° Cone	
BSP Male (MBSPP)	Male 24° Cone, DIN 2353 (MDL/MDH)	Female 24° Cone with O-Ring (FDLORX/FDHORX)
30° Cone Seat		24° Cone Seat

For a wall poster representation of this information, order form number Auto # 428-7125.

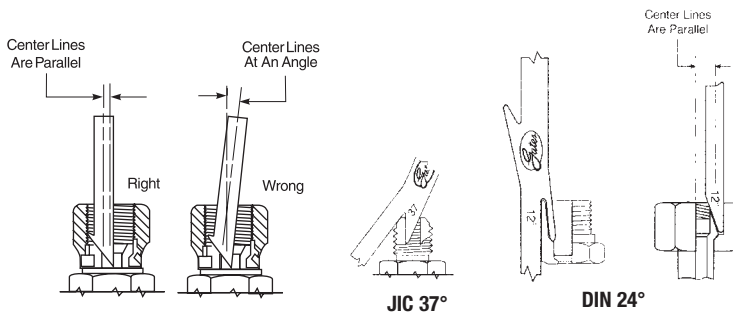


Sealing Types for Hydraulic Couplings – Continued

Measuring Seat Angles

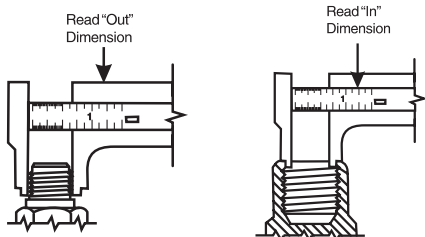
Using the seat gauge, determine the angle of the seat, as illustrated. When the centerline of the seat gauge extends parallel with the projected longitudinal axis of the coupling, then the angles of the gauge and seat match.

NOTE: Thread binding will occur when different thread configurations are used. DO NOT mix thread configurations.



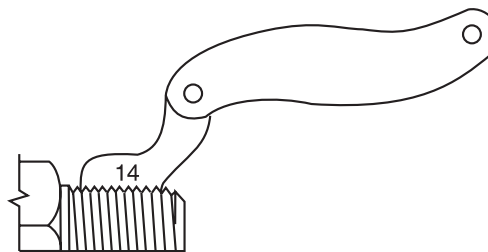
3. Measure Threads.

Because some couplings have very similar characteristics, the only way to determine the correct identification is by measuring the thread. Follow the procedure below when measuring coupling threads:



With the caliper measure the thread diameter of the largest point. (Outside diameter (O.D.) of male threads—Inside Diameter (I.D.) of female threads.)

Match the measurements taken above against those in the following tables that appear to be similar to the coupling under consideration.



Using the thread gauge, determine the number of threads per inch. Comparison of gauge and coupling threads against a lighted background will ensure an accurate reading.

Gates provides many useful tools to assist you in identifying the right coupling!

EQUIPMENT

HOSE/CPLG. SELECTION

GLOBAL SPIRAL COUPLINGS

PCM COUPLINGS

PCS COUPLINGS

PCM/PCS FERRULES

MEGACRIMP COUPLINGS

POWER CRIMP COUPLINGS

FIELD ATTACHABLE G1 & G2 COUPLINGS

LOW PRESSURE COUPLINGS

GLX COUPLINGS

POLARSEAL COUPLINGS

POWER STEERING

PCTS THERMO-PLASTIC COUPLINGS

ADAPTERS

ACCESSORIES

QUICK DISCONNECT COUPLERS

BALL VALVES

ASSEMBLY FABRICATION



EQUIPMENT

HOSE/CPLG. SELECTION

GLOBALSPIRAL COUPLINGS

PCM COUPLINGS

PCS COUPLINGS

PCM/PCS FERRULES

MEGACRIMP COUPLINGS

POWER CRIMP COUPLINGS

FIELD ATTACHABLE G1 & G2 COUPLINGS

LOW PRESSURE COUPLINGS

GLX COUPLINGS

POLARSEAL COUPLINGS

POWER STEERING

PCTS THERMO-PLASTIC COUPLINGS

ADAPTERS

ACCESSORIES

QUICK DISCONNECT COUPLERS

BALL VALVES

ASSEMBLY FABRICATION

Coupling/Thread Identification Tools

Hydraulic Coupling Templates

Auto #: 428-7108

These templates provide a fast and easy way to measure North American threads, International threads, flange ends, seat angles (37° and 45°) and hose I.D.



Stainless Steel Digital Caliper

Part #: 78241

Caliper features an easy-to-read LCD screen clearly displaying the crimp diameter digitally. Capable of four-way measurement: inside, outside, depth and step. Constructed of hardened stainless steel and comes in a handy, protective carrying case.



International Thread Identification Kit

Part #: 86580

A sturdy, attractive carrying case suitable for counter display and field sales calls. Contains male metric and BSP plugs for identifying thread size, pocket thread I.D. kit, and flow chart with step-by-step instructions. For female thread identification, simply couple with the mating male.



Pocket Thread Identification Kit

Part #: 86583

To properly identify the correct replacement couplings, the measuring tools shown here should be used.

- Contents:**
- Calipers
 - Seat Gauges (English)
 - Seat Gauges (Metric)
 - Thread Gauges
 - Thread I.D. Guide.



Hose & Coupling Selection



EQUIPMENT
HOSE/CPLG. SELECTION
GLOBALSPIRAL COUPLINGS
PCM COUPLINGS
PCS COUPLINGS
PCM/PCS FERRULES
MEGACRIMP COUPLINGS
POWER CRIMP COUPLINGS
FIELD ATTACHABLE G1 & G2 COUPLINGS
LOW PRESSURE COUPLINGS
GLX COUPLINGS
POLARSEAL COUPLINGS
POWER STEERING
PCTS THERMO-PLASTIC COUPLINGS
ADAPTERS
ACCESSORIES
QUICK DISCONNECT COUPLERS
BALL VALVES
ASSEMBLY FABRICATION

Thread Chart

For All Hose I.D.'s Except C5 Series, C14 and AC134a.

DASH SIZE	2	3	4	5	6	7	8	10	12	14	16	20	24	32	40	48
NPFT Pipe Thread	1/2-27	3/4-27	1-27	1 1/4-27	1 1/2-27	2-27	2 1/2-27	3-27	3 1/2-27	4-27	4 1/2-27	5-27	5 1/2-27	6-27	6 1/2-27	7-27
NPSM Swivel Thread	1/2-27	3/4-27	1-27	1 1/4-27	1 1/2-27	2-27	2 1/2-27	3-27	3 1/2-27	4-27	4 1/2-27	5-27	5 1/2-27	6-27	6 1/2-27	7-27
JIC 37° Flare Thread	3/8-24	1/2-24	5/8-24	3/4-24	7/8-24	1-24	1 1/8-24	1 1/4-24	1 3/8-24	1 1/2-24	1 5/8-24	1 3/4-24	1 7/8-24	2-24	2 1/8-24	2 1/4-24
SAE 45° Flare Thread	3/8-24	1/2-24	5/8-24	3/4-24	7/8-24	1-24	1 1/8-24	1 1/4-24	1 3/8-24	1 1/2-24	1 5/8-24	1 3/4-24	1 7/8-24	2-24	2 1/8-24	2 1/4-24
SAE O-Ring Thread	3/8-24	1/2-24	5/8-24	3/4-24	7/8-24	1-24	1 1/8-24	1 1/4-24	1 3/8-24	1 1/2-24	1 5/8-24	1 3/4-24	1 7/8-24	2-24	2 1/8-24	2 1/4-24
Flat-Face Thread	3/8-24	1/2-24	5/8-24	3/4-24	7/8-24	1-24	1 1/8-24	1 1/4-24	1 3/8-24	1 1/2-24	1 5/8-24	1 3/4-24	1 7/8-24	2-24	2 1/8-24	2 1/4-24
Inverted Flare Thread	3/8-24	1/2-24	5/8-24	3/4-24	7/8-24	1-24	1 1/8-24	1 1/4-24	1 3/8-24	1 1/2-24	1 5/8-24	1 3/4-24	1 7/8-24	2-24	2 1/8-24	2 1/4-24
Compression Thread	3/8-24	1/2-24	5/8-24	3/4-24	7/8-24	1-24	1 1/8-24	1 1/4-24	1 3/8-24	1 1/2-24	1 5/8-24	1 3/4-24	1 7/8-24	2-24	2 1/8-24	2 1/4-24
Code 61 Flange Head O.D.							1.19	1.335	1.50		1.75	2.00	2.38	2.81	3.31	4.00
Code 62 Flange Head O.D.							1.25		1.62		1.88	2.12	2.50	3.12		
BSPF Thread	1/8-28	1/4-28	3/8-28	1/2-28	5/8-28	3/4-28	7/8-28	1-28	1 1/8-28	1 1/4-28	1 3/8-28	1 1/2-28	1 5/8-28	1 3/4-28	1 7/8-28	2-28
Japanese Pipe Tapered Thread	1/8-28	1/4-28	3/8-28	1/2-28	5/8-28	3/4-28	7/8-28	1-28	1 1/8-28	1 1/4-28	1 3/8-28	1 1/2-28	1 5/8-28	1 3/4-28	1 7/8-28	2-28
Japanese Flare Thread	1/8-28	1/4-28	3/8-28	1/2-28	5/8-28	3/4-28	7/8-28	1-28	1 1/8-28	1 1/4-28	1 3/8-28	1 1/2-28	1 5/8-28	1 3/4-28	1 7/8-28	2-28
Copper/Nylon Air Brake Thread	7/16-24	1/2-24	5/8-24	3/4-24	7/8-24	1-24	1 1/8-24	1 1/4-24	1 3/8-24	1 1/2-24	1 5/8-24	1 3/4-24	1 7/8-24	2-24		
METRIC (mm)	8	10	12	14	16	18	20	22	24	26	30	33	36	42	45	52
MDL	M10X1.0	M12X1.5	M14X1.5	M16X1.5	M18X1.5	M20X1.5	M22X1.5	M24X1.5	M26X1.5	M30X2.0	M33X1.5	M36X2.0	M42X2.0	M45X2.0	M52X2.0	
MDH	M16X1.5	M18X1.5	M20X1.5	M22X1.5	M24X1.5	M26X1.5	M30X1.5	M33X1.5	M36X1.5	M42X1.5	M45X1.5	M52X1.5				
Komatsu	M18X1.5	M22X1.5	M24X1.5	M26X1.5	M30X1.5	M33X1.5	M36X1.5	M42X1.5								
French	M20X1.5	M22X1.5	M24X1.5	M26X1.5	M30X1.5	M33X1.5	M36X1.5	M42X1.5	M45X1.5	M52X1.5						

See male metric adapter threads.**



EQUIPMENT

HOSE/CPLG. SELECTION

GLOBALSPIRAL COUPLINGS

PCM COUPLINGS

PCS COUPLINGS

PCM/PCS FERRULES

MEGACRIMP COUPLINGS

POWER CRIMP COUPLINGS

FIELD ATTACHABLE G1 & G2 COUPLINGS

LOW PRESSURE COUPLINGS

GLX COUPLINGS

POLARSEAL COUPLINGS

POWER STEERING

PCTS THERMO-PLASTIC COUPLINGS

ADAPTERS

ACCESSORIES

QUICK DISCONNECT COUPLERS

BALL VALVES

ASSEMBLY FABRICATION

Coupling Identification

There are five coupling systems generally used for hydraulic connections today. They are identified geographically or by country as:

- North American**
- British**
- French**
- German**
- Japanese**

This section lists the origin and coupling style found in each country. Brief descriptions and dimensional data follows each coupling style.

North American Thread Types

Iron Pipe Thread Abbreviations

- N** National
- S** Straight Thread
- F** Fuels
- P** Pipe
- T** Tapered Thread
- M** Mechanical Joint

NPTF

National Pipe Tapered thread for Fuel is a dryseal thread. It is used for both male and female ends.

The NPTF male will mate with the NPTF, NPSF, or NPSM female.

The NPTF male has tapered threads and a 30° inverted seat. The NPTF female has tapered threads and no seat. The seal takes place by deformation of the threads. The NPSM female has straight threads and a 30° inverted seat. The seal takes place on the 30° seat.

The NPTF connector is similar to, but not interchangeable with, the BSPT connector. The thread pitch is different in most sizes. Also, the thread angle is 60° instead of the 55° angle found on BSPT threads.

NPSF

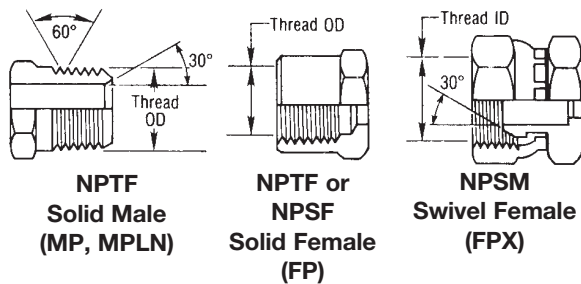
National Pipe Straight thread for Fuels is sometimes used for female ends and properly mates with the NPTF male end. However, SAE recommends the NPTF thread in preference to the NPSF for female ends.

NPSM

National Pipe Straight thread for Mechanical Joint is used on the female swivel nut of iron pipe swivel adapters. The leak-resistant joint is not made by the sealing fit of threads, but by a tapered seat in the coupling end.

Dash Size	Nominal Size (In.)	No. Threads per Inch	Female Thread	Male Thread	Max. Torque Recommendation for Dry NPTF* (Ft. Lbs.)
			I.D. (In.)	O.D. (In.)	
-2	1/8	27	23/64	13/32	20
-4	1/4	18	15/32	35/64	25
-6	3/8	18	19/32	43/64	35
-8	1/2	14	3/4	27/32	45
-12	3/4	14	61/64	1-1/16	55
-16	1	11-1/2	1-13/64	1-5/16	65
-20	1-1/4	11-1/2	1-17/32	1-43/64	80
-24	1-1/2	11-1/2	1-25/32	1-29/32	95
-32	2	11-1/2	2-1/4	2-3/8	120

NPT Pipe Thread



*NOTES:

- Torque values can vary considerably depending on thread condition. Use only enough torque to achieve adequate sealing.
- With female straight or parallel pipe threads (NPSM), maximum values are 50 percent of those listed in the table.
- If thread sealant is used, maximum values shown should be decreased by 25 percent.

Coupling Identification

North American Thread Types (con't.)

*JIC (37° Flare)

The Society of Automotive Engineers (SAE) specifies a 37° angle flare or seat be used with high pressure hydraulic tubing. These are commonly called JIC couplings.

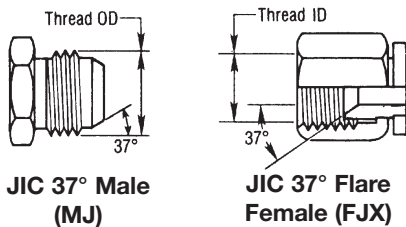
The JIC 37° flare male will mate with a JIC female only.* The JIC male has straight threads and a 37° flare seat. The JIC female has straight threads and a 37° flare seat. The seal is made on the 37° flare seat.

Some sizes have the same threads as the SAE 45° flare. Carefully measure the seat angle to differentiate.

***Note:** Some C5, C5E and Lock-On couplings may have dual machined seats (both 37° and 45° seats).

Dash Size	Nominal Size (In.)	Thread Size	Female Thread	Male Thread	Steel Torque Recommendation (Ft. Lbs.)	
			I.D. (In.)	O.D. (In.)	Min.	Max.
-2	1/8	5/16 - 24	17/64	5/16	-	-
-3	3/16	3/8 - 24	21/64	3/8	-	-
-4	1/4	7/16 - 20	25/64	7/16	10	11
-5	5/16	1/2 - 20	29/64	1/2	13	15
-6	3/8	9/16 - 18	1/2	9/16	17	19
-8	1/2	3/4 - 16	11/16	3/4	34	38
-10	5/8	7/8 - 14	13/16	7/8	50	56
-12	3/4	1-1/16 - 12	31/32	1-1/16	70	78
-14	7/8	1-3/16 - 12	1-7/64	1-3/16	-	-
-16	1	1-5/16 - 12	1-15/64	1-5/16	94	104
-20	1-1/4	1-5/8 - 12	1-35/64	1-5/8	124	138
-24	1-1/2	1-7/8 - 12	1-51/64	1-7/8	156	173
-32	2	2-1/2 - 12	2-27/64	2-1/2	219	243

JIC 37° Flare



JIC 37° Male (MJ)

JIC 37° Flare Female (FJX)

*SAE (45° Flare)

A term usually applied to fittings having a 45° angle flare or seat. Soft copper tubing is generally used in such applications as it is easily flared to the 45° angle. These are for low-pressure applications—such as for fuel lines and refrigerant lines.

The SAE 45° flare male will mate with an SAE 45° flare female only or a dual seat JIC/SAE 45°.*

The SAE male has straight threads and a 45° flare seat. The SAE female has straight threads and a 45° flare seat. The seal is made on the 45° flare seat.

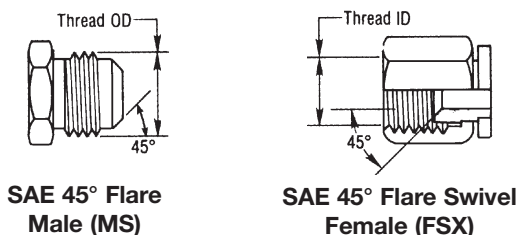
Some sizes have the same threads as the SAE 37° flare.

Carefully measure the seat angle to differentiate.

***Note:** Some C5, C5E and Lock-On couplings may have dual machined seats (both 37° and 45° seats).

Dash Size	Nominal Size (In.)	Thread Size	Female Thread	Male Thread	Steel Torque Recommendation (Ft. Lbs.)	
			I.D. (In.)	O.D. (In.)	Min.	Max.
-2	1/8	5/16 - 24	17/64	5/16	-	-
-3	3/16	3/8 - 24	21/64	3/8	-	-
-4	1/4	7/16 - 20	25/64	7/16	10	11
-5	5/16	1/2 - 20	29/64	1/2	13	15
-6	3/8	5/8 - 18	9/16	5/8	17	19
-7	7/16	11/16 - 16	5/8	11/16	-	-
-8	1/2	3/4 - 16	11/16	3/4	34	38
-10	5/8	7/8 - 14	13/16	7/8	50	56
-12	3/4	1-1/16 - 14	63/64	1-1/16	70	78

SAE 45° Flare



SAE 45° Flare Male (MS)

SAE 45° Flare Swivel Female (FSX)

Special Power Steering Thread End

Dash Size	Nominal Size (In.)	Thread Size	Female Thread	Male Thread
			I.D. (In.)	O.D. (In.)
-6	3/8	11/16 - 18	5/8	11/16

EQUIPMENT

HOSE/CPLG. SELECTION

GLOBAL SPIRAL COUPLINGS

PCM COUPLINGS

PCS COUPLINGS

PCM/PCS FERRULES

MEGACRIMP COUPLINGS

POWER CRIMP COUPLINGS

FIELD ATTACHABLE G1 & G2 COUPLINGS

LOW PRESSURE COUPLINGS

GLX COUPLINGS

POLARSEAL COUPLINGS

POWER STEERING

PCTS THERMO-PLASTIC COUPLINGS

ADAPTERS

ACCESSORIES

QUICK DISCONNECT COUPLERS

BALL VALVES

ASSEMBLY FABRICATION



Coupling Identification

North American Thread Types (con't.)

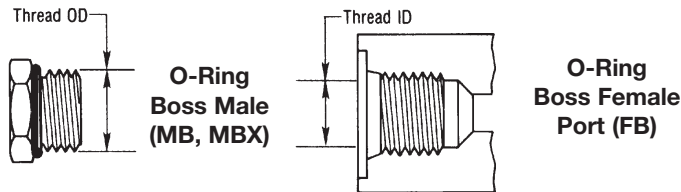
O-Ring Boss

The O-ring boss male will mate with an O-ring boss female only. The female is generally found on ports.

The male has straight threads, a sealing face and an O-ring. The female has straight threads and a sealing face. The seal is made at the O-ring on the male and the sealing face on the female.

Dash Size	Nominal Size (In.)	Thread Size	Female Thread	Male Thread	O-Ring		Steel Torque Recommendations (Ft. Lbs)			
							Below 4,000 psi Working Pressure		Above 4,000 psi Working Pressure	
							Min.	Max.	Min.	Max.
-2	1/8	5/16 - 24	17/64	5/16	0.239	-	-	-	-	-
-3	3/16	3/8 - 24	21/64	3/8	0.301	30R	-	-	8	10
-4	1/4	7/16 - 20	25/64	7/16	0.351	40R	14	16	14	16
-5	5/16	1/2 - 20	29/64	1/2	0.414	50R	-	-	18	20
-6	3/8	9/16 - 18	1/2	9/16	0.468	60R	24	26	24	26
-8	1/2	3/4 - 16	11/16	3/4	0.644	80R	37	44	50	60
-10	5/8	7/8 - 14	13/16	7/8	0.755	100R	50	60	72	80
-12	3/4	1-1/16 - 12	31/32	1-1/16	0.924	120R	75	83	125	135
-14	7/8	1-3/16 - 12	1-7/64	1-3/16	1.048	140R	-	-	160	180
-16	1	1-5/16 - 12	1-15/64	1-5/16	1.171	160R	111	125	200	220
-20	1-1/4	1-5/8 - 12	1-35/64	1-5/8	1.475	200R	133	152	210	280
-24	1-1/2	1-7/8 - 12	1-51/64	1-7/8	1.720	-	156	184	270	360
-32	2	2-1/2 - 12	2-27/64	2-1/2	2.337	-	-	-	-	-

SAE Straight Thread O-Ring Boss




Gates Adapterless—MBAX

The Gates Adapterless coupling is designed for use in OEM assembly line applications. It eliminates the need for an adapter by directly connecting into the port, which reduces the number of possible leak points and reduces installation labor. It allows easy installation and eliminates the troubles of alignment on bent tube assemblies. It eliminates the performance limitations of the traditional male swivel. A jam nut locks the coupling into place.

Assemblies using the Gates Adapterless coupling can be serviced by replacing the assembly with an MB adapter in the port and a standard end termination (for example, an MB-MJ adapter and FJX couplings).

WARNING: The tightening of the jam nut is **absolutely critical** to performance so that the Adapterless coupling does not become a "live swivel". A live swiveling condition can cause wearing of the internal seals and result in leaks.

The Gates Adapterless coupling uses SAE O-Ring Boss threads. See the table above. The installation torque values are the same as SAE O-Ring Boss.



Coupling Identification

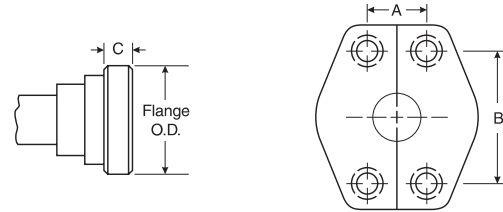
North American Thread Types (con't.)

O-Ring Flange—SAE J518

The SAE Code 61 and Code 62 4-bolt split flange is used worldwide, usually as a connection on pumps and motors. There are three exceptions.

1. The -10 size, which is common outside of North America, is not an SAE standard size (generally found on Komatsu equipment).
2. Caterpillar flanges, which are the same flange O.D. as SAE Code 62, have a thicker flange head ("C" dimension in Table).
3. Poclain flanges, which are completely different from SAE flanges.

SAE Code 61 and Code 62



Flange Head (FL/
FLH, FLC)

4-Bolt Split Flange Bolt
Hose Dimensions

Dash Size	Nominal Flange Size (In.)	Code 61 (FL)				Code 62 (FLH)				Caterpillar Code 62 (FLC)			
		Flange O.D. (In.)	A (In.)	B (In.)	C (In.)	Flange O.D. (In.)	A (In.)	B (In.)	C (In.)	Flange O.D. (In.)	A (In.)	B (In.)	C (In.)
-8	1/2	1.188	.688	1.500	.265	1.250	.718	1.594	.305	—	—	—	—
-10	5/8	1.345	—	—	.265	—	—	—	—	—	—	—	—
-12	3/4	1.500	.875	1.875	.265	1.625	.937	2.000	.345	1.625	.938	2.000	.560
-16	1	1.750	1.031	2.062	.315	1.875	1.093	2.250	.375	1.875	1.094	2.250	.560
-20	1-1/4	2.000	1.188	2.312	.315	2.125	1.250	2.625	.405	2.125	1.250	2.625	.560
-24	1-1/2	2.375	1.406	2.750	.315	2.500	1.437	3.125	.495	2.500	1.438	3.125	.560
-32	2	2.812	1.688	3.062	.375	3.125	1.750	3.812	.495	3.125	1.750	3.812	.560
-40	2-1/2	3.312	2.000	3.500	.375	—	—	—	—	—	—	—	—
-48	3	4.000	2.438	4.188	.375	—	—	—	—	—	—	—	—
-56	3-1/2	4.500	2.750	4.750	.422	—	—	—	—	—	—	—	—
-64	4	5.000	3.062	5.125	.442	—	—	—	—	—	—	—	—
-80	5	6.000	3.625	6.000	.442	—	—	—	—	—	—	—	—

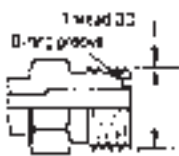
O-Ring Face Seal (ORFS)—SAE J1453

A seal is made when the O-ring in the male contacts the flat face on the female. Couplings are intended for hydraulic systems where elastomeric seals are acceptable to overcome leakage and leak resistance is crucial.

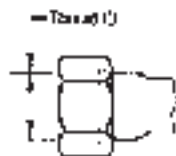
The solid male O-ring face seal fitting will mate with a swivel female O-ring face seal SAE J1453 fitting only.

An O-ring rests in the O-ring groove in the male.

O-Ring Face Seal



Male Flat-Face O-Ring (MFFOR)



Female Flat-Face O-Ring Swivel (FFORX)

Dash Size	Nominal Size (In.)	Thread Size	Female Thread	Male Thread	O-Ring Size	Ft-Lbs.	
			I.D. (In.)	O.D. (In.)		Min.	Max.
-4	1/4	9/16 - 18	1/2	9/16	-011	10	12
-6	3/8	11/16 - 16	5/8	11/16	-012	18	20
-8	1/2	13/16 - 16	3/4	13/16	-014	32	40
-10	5/8	1 - 14	15/16	1	-016	46	56
-12	3/4	1-3/16 - 12	1-1/8	1-3/16	-018	65	80
-16	1	1-7/16 - 12	1-11/32	1-7/16	-021	92	105
-20	1-1/4	1-11/16 - 12	1-19/32	1-11/16	-025	125	140
-24	1-1/2	2 - 12	1-29/32	2	-029	150	180

- EQUIPMENT
- HOSE/CPLG. SELECTION
- GLOBALSPIRAL COUPLINGS
- PCM COUPLINGS
- PCS COUPLINGS
- PCM/PCS FERRULES
- MEGACRIMP COUPLINGS
- POWER CRIMP COUPLINGS
- FIELD ATTACHABLE G1 & G2 COUPLINGS
- LOW PRESSURE COUPLINGS
- GLX COUPLINGS
- POLARSEAL COUPLINGS
- POWER STEERING
- PCTS THERMO-PLASTIC COUPLINGS
- ADAPTERS
- ACCESSORIES
- QUICK DISCONNECT COUPLERS
- BALL VALVES
- ASSEMBLY FABRICATION

EQUIPMENT

HOSE/CPLG. SELECTION

GLOBAL SPIRAL COUPLINGS

PCM COUPLINGS

PCS COUPLINGS

PCM/PCS FERRULES

MEGACRIMP COUPLINGS

POWER CRIMP COUPLINGS

FIELD ATTACHABLE G1 & G2 COUPLINGS

LOW PRESSURE COUPLINGS

GLX COUPLINGS

POLARSEAL COUPLINGS

POWER STEERING

PCTS THERMO-PLASTIC COUPLINGS

ADAPTERS

ACCESSORIES

QUICK DISCONNECT COUPLERS

BALL VALVES

ASSEMBLY FABRICATION

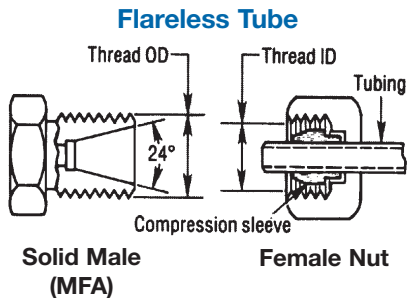
Coupling Identification

North American Thread Types (con't.)

Flareless Tube

The flareless solid male will mate with a female flareless nut and compression sleeve only.

The male has straight threads and a 24° seat. The female has straight threads and has a compression sleeve for a sealing surface. The seal is made between the compression sleeve and the 24° seat on the male, and between the compression sleeve and the tubing on the female.



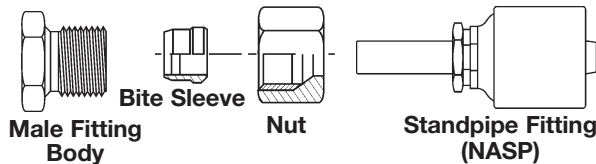
Dash Size	Tube Size (In.)	Nominal Size (In.)	Thread Size	Female Thread		Male Thread	
				I.D. (In.)	O.D. (In.)	I.D. (In.)	O.D. (In.)
-2	1/8	5/16	5/16 - 24	17/64		5/16	
-3	3/16	3/8	3/8 - 24	21/64		3/8	
-4	1/4	7/16	7/16 - 20	25/64		7/16	
-5	5/16	1/2	1/2 - 20	29/64		1/2	
-6	3/8	9/16	9/16 - 18	1/2		9/16	
-8	1/2	3/4	3/4 - 16	11/16		3/4	
-10	5/8	7/8	7/8 - 14	13/16		7/8	
-12	3/4	1-1/16	1-1/16 - 12	31/32		1-1/16	
-14	7/8	1-3/16	1-3/16 - 12	1-7/64		1-3/16	
-16	1	1-5/16	1-5/16 - 12	1-15/64		1-5/16	
-20	1-1/4	1-5/8	1-5/8 - 12	1-35/64		1-5/8	
-24	1-1/2	1-7/8	1-7/8 - 12	1-51/64		1-7/8	
-32	2	2-1/2	2-1/2 - 12	2-27/64		2-1/2	

North American Stand Pipe (NASP)

A stand pipe assembly is comprised of three components attached to a male fitting. The components are a Stand Pipe Tube, Bite Sleeve and Nut. The Nut is placed over the Stand Pipe, followed by the Bite Sleeve (see illustration below). The Bite Sleeve and Stand Pipe are selected on the basis of tube O.D. required.

Dash Size	Tube O.D. (In.)	Tube Length (In.)
-4	0.25	0.88
-6	0.38	0.88
-8	0.50	1.00
-12	0.75	1.16
-16	1.00	1.12

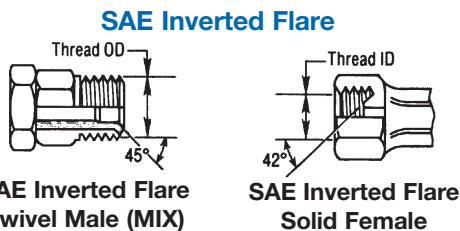
North American Stand Pipe



SAE Inverted Flare

The SAE 45° inverted flare male will mate with an SAE 42° inverted flare female only.

The male has straight threads and a 45° inverted flare. The female has straight threads and a 42° inverted flare. The seal is made on the 45° flare seat on the male and the 42° flare seat on the female.



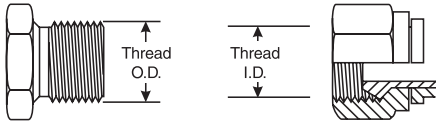
Dash Size	Nominal Size (In.)	Thread Size	Female Thread		Male Thread	
			I.D. (In.)	O.D. (In.)	I.D. (In.)	O.D. (In.)
-2	1/8	5/16 - 28	9/32		5/16	
-3	3/16	3/8 - 24	21/64		3/8	
-4	1/4	7/16 - 24	25/64		7/16	
-5	5/16	1/2 - 20	29/64		1/2	
-6	3/8	5/8 - 18	37/64		5/8	
-7	7/16	11/16 - 18	5/8		11/16	
-8	1/2	3/4 - 18	45/64		3/4	
-10	5/8	7/8 - 18	13/16		7/8	
-12	3/4	1-1/16 - 16	1		1-1/16	

Coupling Identification

Air Brake Fittings

Female air brake swivels are designed to work exclusively with a male air brake adapter. Federal law requires only this combination to be used on air brake lines from the valve to the air brake diaphragm chamber.

The male has straight threads and an inverted seat. The female has straight threads and a corresponding inverted flare. The seal is made on the flare seats of both the male and female.

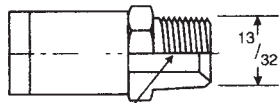


Male Air Brake Female Air Brake Swivel

Dash Size	Thread Size	Female Thread I.D. (In.)	Male Thread O.D. (In.)
-6	3/4 - 20	23/32	3/4
-8	7/8 - 20	27/32	7/8

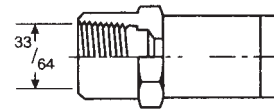
Grease Fittings

Special Male Grease Fitting



1/8-27 Pipe Thread

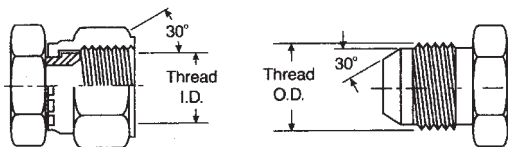
Special Female Grease Fitting



1/2-27 Tapered Thread

Parker Triple Thread Flare Fittings

Parker Triple Thread Flare Fittings



Swivel Female (FZX)

Solid Male (MZ)

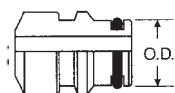
Dash Size	Nominal Size (In.)	Thread Size	Female Thread	Male Thread
			I.D. (In.)	O.D. (In.)
-16	1-5/16	1-5/16 - 14	1-1/4	1-5/16

Press-Lok® Connectors

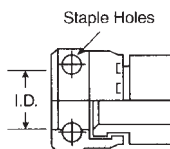
Press-Lok style connectors are found on mining equipment worldwide.

The seal is made when the O-ring on the male contacts the inside surface of the female. The two connectors are held together with a staple.

Press-Lok Connectors



Male Press-Lok Connectors



Female Press-Lok Connectors

Dash Size	Nominal Size (In.)	Female I.D. (In.)	Male O.D. (In.)
-4	1/4	.39	.40
-6	3/8	.55	.56
-8	1/2	.70	.71
-12	3/4	.94	.95
-16	1	1.22	1.23
-20	1-1/4	1.49	1.50

For more information and specifications on these couplings, please see the Gates Mining Products Catalog #99993 or visit www.gates.com/mining.

EQUIPMENT

HOSE/CPLG. SELECTION

GLOBALSPIRAL COUPLINGS

PCM COUPLINGS

PCS COUPLINGS

PCM/PCS FERRULES

MEGACRIMP COUPLINGS

POWER CRIMP COUPLINGS

FIELD ATTACHABLE G1 & G2 COUPLINGS

LOW PRESSURE COUPLINGS

GLX COUPLINGS

POLARSEAL COUPLINGS

POWER STEERING

PCTS THERMO-PLASTIC COUPLINGS

ADAPTERS

ACCESSORIES

QUICK DISCONNECT COUPLERS

BALL VALVES

ASSEMBLY FABRICATION



EQUIPMENT

HOSE/CPLG. SELECTION

GLOBALSPIRAL COUPLINGS

PCM COUPLINGS

PCS COUPLINGS

PCM/PCS FERRULES

MEGACRIMP COUPLINGS

POWER CRIMP COUPLINGS

FIELD ATTACHABLE G1 & G2 COUPLINGS

LOW PRESSURE COUPLINGS

GLX COUPLINGS

POLARSEAL COUPLINGS

POWER STEERING

PCTS THERMO-PLASTIC COUPLINGS

ADAPTERS

ACCESSORIES

QUICK DISCONNECT COUPLERS

BALL VALVES

ASSEMBLY FABRICATION

Coupling Identification

Foreign Thread Types

Identifying Foreign Couplings

If you can identify the country of origin of the equipment you are working with, it is easy to identify the coupling style. Simply find the appropriate country in the following pages and locate the particular coupling in the table that follows.

British

It is a common misconception that all foreign threads are metric. This is not always the case. There are two common thread forms: Metric and Whitworth (BSP). The country of origin and the proper nomenclature for each is listed below.

British Standard Pipe Parallel

Popular couplings have British Standard Pipe (BSP) threads, also known as Whitworth threads. These can be parallel threads (BSPP) with a 30° inverted flare or tapered threads (BSPT), with a 30° inverted flare. Port connections are usually made with BSPP threads and a soft metal cutting ring for sealing.

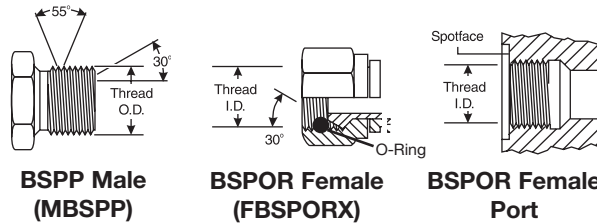
The BSPP (parallel) male will mate with a BSPOR (parallel) female or a female port.

The BSPP male has straight threads and a 30° seat. The BSPOR female has straight threads, a 30° seat, and O-ring. The female port has straight threads and a spotface.

The BSPP (parallel) connector is similar to, but not interchangeable with, the NPSM connector. The thread pitch is different in most sizes, and the thread angle is 55° instead of the 60° angle found on NPSM threads.

Dash Size	Nominal Size (In.)	Thread Size	Female Parallel Thread	Male Parallel Thread	Torque Recommendation (Ft. Lbs.)	
			I.D. (In.)	O.D. (In.)	Min.	Max.
-2	1/8	1/8 - 28	11/32	3/8	7	9
-4	1/4	1/4 - 19	15/32	17/32	11	18
-6	3/8	3/8 - 19	19/32	21/32	19	28
-8	1/2	1/2 - 14	3/4	13/16	30	36
-10	5/8	5/8 - 14	13/16	29/32	37	44
-12	3/4	3/4 - 14	31/32	1-1/32	50	60
-16	1	1 - 11	1-7/32	1-11/32	79	95
-20	1-1/4	1-1/4 - 11	1-17/32	1-21/32	127	152
-24	1-1/2	1-1/2 - 11	1-25/32	1-7/8	167	190
-32	2	2 - 11	2-7/32	2-11/32	262	314

British Standard Pipe Parallel (BSPOR)



British Standard Pipe Tapered

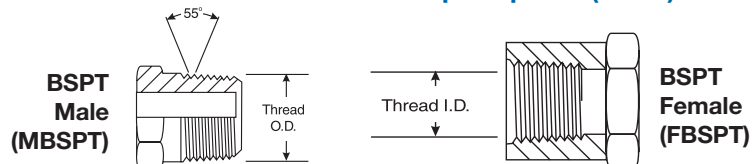
The BSPT (tapered) male will mate with a BSPT (tapered) female, or a BSPOR (parallel) female.

The BSPT male has tapered threads. When mating with either the BSPT (tapered) female or the BSPOR (parallel) female port, the seal is made on the threads.

The BSPT connector is similar to, but not interchangeable with, the NPTF connector. The thread pitch is different in most cases, and the thread angle is 55° instead of the 60° angle found on NPTF threads.

Dash Size	Nominal Size (In.)	Thread Size	Female Parallel Thread	Male Parallel Thread	Torque Recommendation (Ft. Lbs.)	
			I.D. (In.)	O.D. (In.)	Min.	Max.
-2	1/8	1/8 - 28	11/32	3/8	7	9
-4	1/4	1/4 - 19	15/32	17/32	11	18
-6	3/8	3/8 - 19	19/32	21/32	19	28
-8	1/2	1/2 - 14	3/4	13/16	30	36
-10	5/8	5/8 - 14	13/16	29/32	37	44
-12	3/4	3/4 - 14	31/32	1-1/32	50	60
-16	1	1 - 11	1-7/32	1-11/32	79	95
-20	1-1/4	1-1/4 - 11	1-17/32	1-21/32	127	152
-24	1-1/2	1-1/2 - 11	1-25/32	1-7/8	167	190
-32	2	2 - 11	2-7/32	2-11/32	262	314

British Standard Pipe Tapered (BSPT)



Coupling Identification

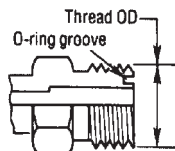
Foreign Thread Types – British (con't.)

British Flat-Face Seal

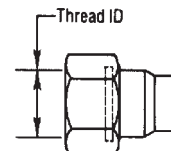
A seal is made when the O-ring in the male contacts the flat face on the female. These couplings are intended for hydraulic systems where elastomeric seals are acceptable to overcome leakage and leak resistance is crucial.

The solid male British O-ring face seal fitting will mate with a swivel female British O-ring face seal fitting only. An O-ring rests in the O-ring groove in the male.

Dash Size	Nominal Size (In.)	Thread Size	Female Parallel Thread	Male Parallel Thread	Torque Recommendation (Ft. Lbs.)	
			I.D. (In.)	O.D. (In.)	Min.	Max.
-6	3/8	3/8-19	19/32	21/32	18	20
-8	1/2	1/2-14	3/4	13/16	32	40
-12	3/4	3/4-14	31/32	1 1/32	65	80



Male British Flat-Face (MBFF)



Female British Flat-Face (FBFF)

French

Popular couplings are French GAZ. These have a 24° seat and metric threads. These are similar to German DIN couplings, but the threads are different in some sizes. Although both are metric threads, the French use fine threads in all sizes and German DIN couplings use coarse threads in larger sizes. Most port connections are flange connections. French flanges are different than SAE—they have a lip that protrudes from the flange face. These are called Poclairn-style flanges.

GAZ 24°

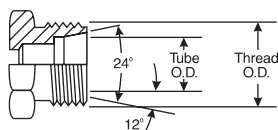
The French Metric (GAZ) male will mate with the female 24° cone or the female tube fitting.

The male has a 24° seat and straight metric threads. The female has a 24° seat or a tubing sleeve and straight metric threads and is interchangeable with female Kobelco.

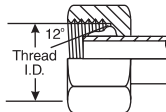
When measuring the flare angle with the seat angle gauge, use the 12° gauge. The seat angle gauge measures the angle from the connector centerline.

Metric Thread Size	Female Thread I.D. (mm)	Male Thread O.D. (mm)	Tube O.D. (mm)
M20x1.5	18.5	20.0	13.25
M24x1.5	22.5	4.0	16.75
M30x1.5	28.5	30.0	21.25
M36x1.5	34.5	36.0	26.75
M45x1.5	43.5	45.0	33.50
M52x1.5	50.5	52.0	42.25

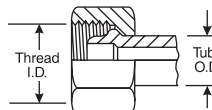
French Metric (GAZ)



Male 24° Cone



Female 24° Cone



Female Tube Fitting

EQUIPMENT

HOSE/CPLG. SELECTION

GLOBALSPIRAL COUPLINGS

PCM COUPLINGS

PCS COUPLINGS

PCM/PCS FERRULES

MEGACRIMP COUPLINGS

POWER CRIMP COUPLINGS

FIELD ATTACHABLE G1 & G2 COUPLINGS

LOW PRESSURE COUPLINGS

GLX COUPLINGS

POLARSEAL COUPLINGS

POWER STEERING

PCTS THERMO-PLASTIC COUPLINGS

ADAPTERS

ACCESSORIES

QUICK DISCONNECT COUPLERS

BALL VALVES

ASSEMBLY FABRICATION

EQUIPMENT

HOSE/CPLG. SELECTION

GLOBALSPIRAL COUPLINGS

PCM COUPLINGS

PCS COUPLINGS

PCM/PCS FERRULES

MEGACRIMP COUPLINGS

POWER CRIMP COUPLINGS

FIELD ATTACHABLE G1 & G2 COUPLINGS

LOW PRESSURE COUPLINGS

GLX COUPLINGS

POLARSEAL COUPLINGS

POWER STEERING

PCTS THERMO-PLASTIC COUPLINGS

ADAPTERS

ACCESSORIES

QUICK DISCONNECT COUPLERS

BALL VALVES

ASSEMBLY FABRICATION

Coupling Identification

Foreign Thread Types – French (con't.)

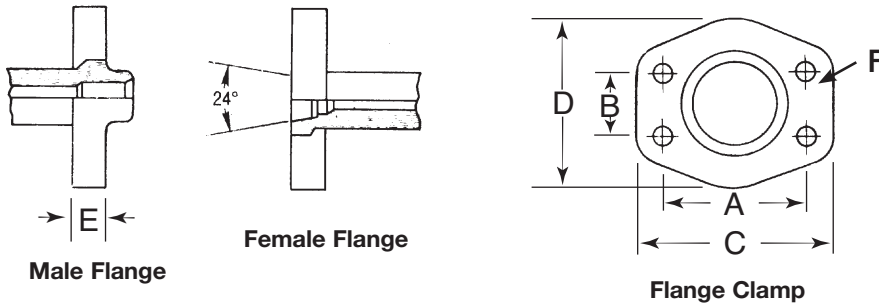
GAZ Poclairn 24° Flange

The Poclairn (French GAZ) 24° high pressure flange is usually found on Poclairn equipment.

The male flange will mate with a female flange or port. The seal is made on the 24° seat.

Nominal Size (In.)	A (In.)	B (In.)	C (In.)	D (In.)	E (In.)	F (In.)
1/2	1.57	.72	2.20	1.89	.55	.35
5/8	1.57	.72	2.20	1.89	.55	.35
3/4	2.00	.94	2.75	2.38	.71	.43

Poclairn (French GAZ)



German DIN (Deutsche Industrial Norme)

Popular couplings are German DIN (Deutsche Industrial Norme). A coupling referred to as “metric” usually means a DIN coupling.

DIN 24° Cone

The DIN 24° cone male will mate with any of the females shown.

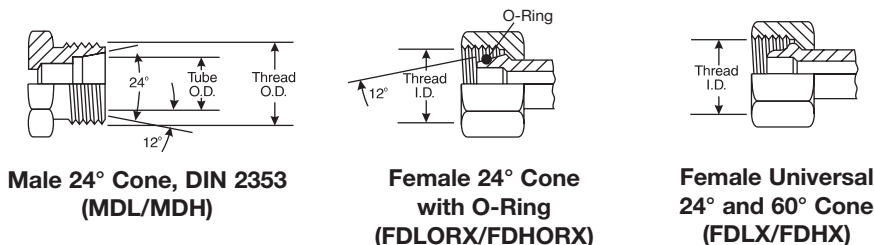
The male has a 24° seat, straight metric threads, and a recessed counterbore which matches the tube O.D. of the coupling used with it. The mating female is a 24° cone with O-ring, a metric tube fitting or a universal 24° and 60° cone.

There is a light and heavy series DIN coupling. Proper identification is made by measuring both the thread size and the tube O.D. (The heavy series has a smaller tube O.D. but a thicker wall section than the light.)

When measuring the flare angle with the seat angle gauge, use the 12° gauge. The seat angle gauge measures the angle from the connector centerline.

Metric Thread Size	Thread		Tube O.D.		Torque Recommendation (Ft. Lbs.)	
	I.D. (mm)	O.D. (mm)	Light Series (mm)	Heavy Series (mm)	Min.	Max.
M12x1.5	10.5	12.0	6	—	7	15
M14x1.5	12.5	14.0	8	—	15	26
M16x1.5	14.5	16.0	10	8	18	30
M18x1.5	16.5	18.0	12	10	22	33
M20x1.5	18.5	20.0	14	12	26	37
M22x1.5	20.5	22.0	15	14	30	52
M24x1.5	22.5	24.0	—	16	30	52
M26x1.5	24.5	26.0	18	—	44	74
M30x2.0	28.0	30.0	22	20	59	89
M36x2.0	34.0	36.0	28	25	74	111
M42x2.0	40.0	42.0	—	30	74	162
M45x2.0	43.0	45.0	35	—	133	184
M52x2.0	50.0	52.0	42	38	148	221

DIN 24° Male and Mating Females



Male 24° Cone, DIN 2353 (MDL/MDH)

Female 24° Cone with O-Ring (FDLORX/FDHORX)

Female Universal 24° and 60° Cone (FDLX/FDHX)

Coupling Identification

Foreign Thread Types – German DIN (con't.)

DIN 60° Cone

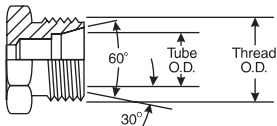
The DIN 60° cone male will mate with the female universal 24° or 60° cone connector only.

The male has a 60° seat and straight metric threads. The female has a 24° and 60° universal seat and straight metric threads.

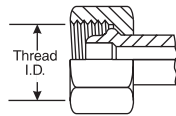
When measuring the flare angle with the seat angle gauge, use the 30° gauge. The seat angle gauge measures the angle from the connector centerline.

Metric Thread Size	Female Thread	Male Thread	Tube O.D. (mm)	Torque Recommendation (Ft. Lbs.)	
	I.D. (mm)	O.D. (mm)		Min.	Max.
M14x1.5	12.5	14.0	8	15	26
M16x1.5	14.5	16.0	10	18	30
M18x1.5	16.5	18.0	12	22	33
M22x1.5	20.5	22.0	15	30	52
M26x1.5	24.5	26.0	18	44	74
M30x1.5	28.5	30.0	22	59	59
M38x1.5	36.5	38.0	28	74	111
M45x1.5	43.5	45.0	35	133	184
M52x2.0	50.5	52.0	42	148	221

DIN 60° Male and Mating Female



Male
60° Cone, DIN 6711



Female
Universal 24° and 60° Cone

EQUIPMENT

HOSE/CPLG. SELECTION

GLOBALSPIRAL COUPLINGS

PCM COUPLINGS

PCS COUPLINGS

PCM/PCS FERRULES

MEGACRIMP COUPLINGS

POWER CRIMP COUPLINGS

FIELD ATTACHABLE G1 & G2 COUPLINGS

LOW PRESSURE COUPLINGS

GLX COUPLINGS

POLARSEAL COUPLINGS

POWER STEERING

PCTS THERMO-PLASTIC COUPLINGS

ADAPTERS

ACCESSORIES

QUICK DISCONNECT COUPLERS

BALL VALVES

ASSEMBLY FABRICATION



Coupling Identification

Foreign Thread Types – German DIN (con't.)

DIN 3852 Couplings Type A & B (Parallel Threads)

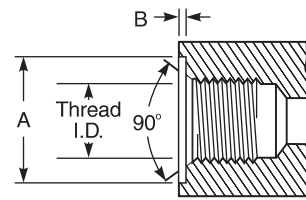
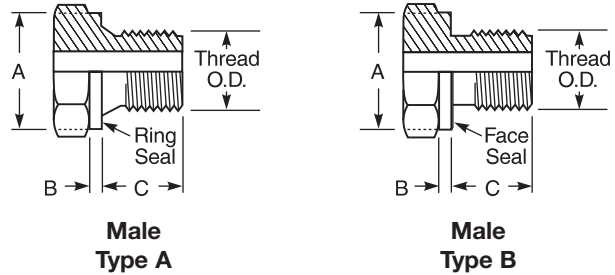
The male DIN 3852 Type A & B couplings will mate with the female DIN coupling shown below. Gates offers this thread as an adapter.

The male and female type A & B couplings have straight threads. The seal occurs when the ring seal (Type A) or the face seal (Type B) mates with the face of the female port.

There are two series of DIN 3852 Type A & B couplings, the light (L) and the heavy (S) series.

Note: Commonly used threads on male metric adapters.

DIN 3852 Couplings Type A & B (Parallel Threads)



Female Types A & B

Series	Tube O.D. (mm)	Metric Thread Parallel								Whitworth Thread Parallel							
		Thread Size	Female			Male				Thread Size	Female (BSPOR)			Male (BSPP)			
			Thread I.D. (mm)	A (mm)	B (mm)	Thread O.D. (mm)	A (mm)	B (mm)	C (mm)		Thread I.D. (In.)	A (mm)	B (mm)	Thread O.D. (In.)	A (mm)	B (mm)	C (mm)
L Light	6	10x1.0	8.5	15	1.0	10	14	1.5	8	1/8-28	11/32	15	1.0	3/8	14	1.5	8
	8	12x1.5	10.5	18	1.5	12	17	2.0	12	1/4-19	15/32	19	1.5	1/2	17	2.0	12
	10	14x1.5	12.5	20	1.5	14	19	2.0	12	1/4-19	15/32	19	1.5	1/2	19	2.0	12
	12	16x1.5	14.5	22	1.5	16	21	2.5	12	3/8-19	19/32	23	2.0	21/32	21	2.5	12
	15	18x1.5	16.5	24	2.0	18	23	2.5	12	1/2-14	3/4	27	2.5	13/16	23	2.5	12
	18	22x1.5	20.5	28	2.5	22	27	3.0	14	1/2-14	3/4	27	2.5	13/16	27	3.0	14
	22	26x1.5	24.5	32	2.5	26	31	3.0	16	3/4-14	31/32	33	2.5	1-1/32	31	3.0	16
	28	33x2.0	31.5	40	2.5	33	39	3.0	18	1-11	1-7/32	40	2.5	1-5/16	39	3.0	18
	35	42x2.0	40.5	50	2.5	42	49	3.0	20	1-1/4-11	1-17/32	50	2.5	1-21/32	49	3.0	20
	42	48x2.0	46.5	56	2.5	48	55	3.0	22	1-1/2-11	1-25/32	56	2.5	1-7/8	55	3.0	22
S Heavy	6	12x1.5	10.5	18	1.5	12	17	2.0	12	1/4-19	15/32	19	1.5	1/2	17	2.0	12
	8	14x1.5	12.5	20	1.5	14	19	2.0	12	1/4-19	15/32	19	1.5	1/2	19	2.0	12
	10	16x1.5	14.5	22	1.5	16	21	2.5	12	3/8-19	19/32	23	2.0	21/32	21	2.5	12
	12	18x1.5	16.5	24	2.0	18	23	2.5	12	3/8-19	19/32	23	2.0	21/32	23	2.5	12
	14	20x1.5	18.5	26	2.0	20	25	3.0	14	1/2-14	3/4	27	2.5	13/16	25	3.0	14
	16	22x1.5	20.5	28	2.5	22	27	3.0	14	1/2-14	3/4	27	2.5	13/16	27	3.0	14
	20	27x2.0	25.5	33	2.5	27	32	3.0	16	3/4-14	31/32	33	2.5	1-1/32	32	3.0	16
	25	33x2.0	31.5	40	2.5	33	39	3.0	18	1-11	1-7/32	40	2.5	1-5/16	39	3.0	18
	30	42x2.0	40.5	50	2.5	42	49	3.0	20	1-1/4-11	1-17/32	50	2.5	1-21/32	49	3.0	20
	38	48x2.0	46.5	56	2.5	48	55	3.0	22	1-1/2-11	1-25/32	56	2.5	1-7/8	55	3.0	22

Coupling Identification

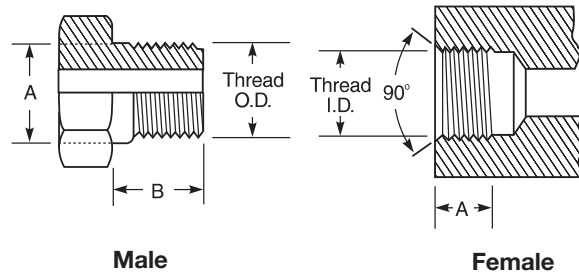
Foreign Thread Types – German DIN (con't.)

DIN 3852 Type C Metric and Whitworth Tapered (BSPT) Thread Connectors

The DIN 3852 Type C couplings are available with either metric or Whitworth British thread. The male will mate only with the female as shown.

The male and female couplings have tapered threads. The seal takes place on the threads. There are three series of DIN 3852 Type C Couplings: extra light (LL), light (L) and heavy (S).

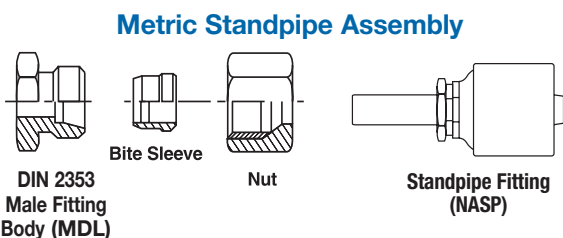
DIN 3852 Type C Metric and Whitworth Tapered Thread Connectors



Series	Tube O.D. (mm)	Metric Tapered Threads						Whitworth Tapered Threads					
		Thread Size	Female		Male		Thread Size	Female		Male			
			Thread I.D. (mm)	A (mm)	Thread O.D. (mm)	A (mm)		B (mm)	Thread I.D. (In.)	A (mm)	Thread O.D. (In.)	A (mm)	B (mm)
LL Extra Light	4	8x1.0	6.5	5.5	8	8.40	8	1/8-28	11/32	5.5	1/8	.392	8
	5	8x1.0	6.5	5.5	8	8.40	8	1/8-28	11/32	5.5	1/8	.392	8
	6	10x1.0	8.5	5.5	10	10.40	8	1/8-28	11/32	5.5	1/8	.392	8
L Light	8	10x1.0	8.5	5.5	10	10.40	8	1/8-28	11/32	5.5	1/8	.392	8
	6	10x1.0	8.5	5.5	10	10.40	8	1/8-28	11/32	5.5	1/8	.392	8
	8	12x1.5	10.5	8.5	12	12.53	12	1/4-19	15/32	8.5	1/4	.532	12
	10	14x1.5	12.5	8.5	14	14.53	12	1/4-19	15/32	8.5	1/4	.532	12
	12	16x1.5	14.5	8.5	16	16.53	12	3/8-19	19/32	8.5	3/8	.670	12
S Heavy	15	18x1.5	16.5	8.5	18	18.53	12	1/2-14	3/4	8.5	1/2	.839	14
	18	22x1.5	20.5	10.5	22	22.65	14	1/2-14	3/4	10.5	1/2	.839	14
	6	12x1.5	10.5	8.5	12	12.53	12	1/4-19	15/32	8.5	1/4	.532	12
S Heavy	8	14x1.5	12.5	8.5	14	14.53	12	1/4-19	15/32	8.5	1/4	.532	12
	10	16x1.5	14.5	8.5	16	16.53	12	3/8-19	19/32	8.5	3/8	.670	12
	12	18x1.5	16.5	8.5	18	18.53	12	3/8-19	19/32	8.5	3/8	.670	12
	14	20x1.5	18.5	10.5	20	20.65	14	1/2-14	3/4	10.5	1/2	.839	14
	16	22x1.5	20.5	10.5	22	22.65	14	1/2-14	3/4	10.5	1/2	.839	14

Metric Stand Pipe Assembly

A metric stand pipe assembly is comprised of three components attached to a male fitting. The components are: a Stand Pipe Tube, Bite Sleeve and Metric Nut. The nut is placed over the Stand Pipe, followed by the Bite Sleeve (see illustration below). For DIN light assemblies, a DIN light metric nut is used. For DIN heavy assemblies, a DIN heavy metric nut is used. The Bite Sleeve and Stand Pipe are selected on the basis of tube O.D.



Metric Stand Pipe DIN Tube O.D. (mm)	Bite Sleeve DIN Tube O.D. (mm)	Metric Nut Thread	
		Light	Heavy
6	6	M12x1.5	—
8	8	M14x1.5	M16x1.5
10	10	M16x1.5	M18x1.5
12	12	M18x1.5	M20x1.5
15	15	M22x1.5	—
16	16	—	M24x1.5
18	18	M26x1.5	—
20	20	—	M30x2.0
22	22	M30x2.0	—
25	25	—	M36x2.0
28	28	M36x2.0	—
30	30	—	M42x2.0
35	35	M45x2.0	—
38	38	—	M52x2.0
42	42	M52x2.0	—

- EQUIPMENT
- HOSE/CPLG. SELECTION
- GLOBALSPIRAL COUPLINGS
- PCM COUPLINGS
- PCS COUPLINGS
- PCM/PCS FERRULES
- MEGACRIMP COUPLINGS
- POWER CRIMP COUPLINGS
- FIELD ATTACHABLE G1 & G2 COUPLINGS
- LOW PRESSURE COUPLINGS
- GLX COUPLINGS
- POLARSEAL COUPLINGS
- POWER STEERING
- PCTS THERMO-PLASTIC COUPLINGS
- ADAPTERS
- ACCESSORIES
- QUICK DISCONNECT COUPLERS
- BALL VALVES
- ASSEMBLY FABRICATION



EQUIPMENT

HOSE/CPLG. SELECTION

GLOBALSPIRAL COUPLINGS

PCM COUPLINGS

PCS COUPLINGS

PCM/PCS FERRULES

MEGACRIMP COUPLINGS

POWER CRIMP COUPLINGS

FIELD ATTACHABLE G1 & G2 COUPLINGS

LOW PRESSURE COUPLINGS

GLX COUPLINGS

POLARSEAL COUPLINGS

POWER STEERING

PCTS THERMO-PLASTIC COUPLINGS

ADAPTERS

ACCESSORIES

QUICK DISCONNECT COUPLERS

BALL VALVES

ASSEMBLY FABRICATION

Coupling Identification

Foreign Thread Types (con't.)

Japanese

There are two popular types of coupling styles in Japan, Japanese Industrial Standard and Komatsu. These couplings look similar to Male JIC and Female JIC Swivel couplings. However there are two major differences: The threads are BSP and the seat angle is only 30° instead of 37° for JIC.

- 1. Japanese Industrial Standard.** Most Japanese equipment uses this type of coupling with a 30° seat and British Standard Pipe Parallel threads. **They are not interchangeable with British couplings, since the flare is not inverted.**
- 2. Komatsu.** All Komatsu equipment uses couplings with a 30° seat and metric fine threads. All flanges are Code 61 or Code 62, except -10 which utilizes a special Komatsu-style flange that does not conform to SAE standard sizing.

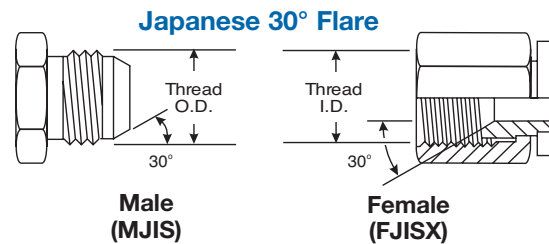
Japanese 30° Flare Parallel Threads

The Japanese 30° flare male connector will mate with a Japanese 30° flare female only.

The male and female have straight threads and a 30° seat. The seal is made on the 30° seat.

The threads on the Japanese 30° flare connector conform to JIS B 0202, which are the same as the BSPOR threads. Both the British and Japanese connectors have a 30° seat, but they are not interchangeable because the British seat is inverted.

Dash Size	Nominal Size (In.)	Thread Size	Female Thread I.D. (In.)	Male Thread O.D. (In.)
-2	1/8	1/8 - 28	11/32	3/8
-4	1/4	1/4 - 19	7/16	17/32
-6	3/8	3/8 - 19	19/32	21/32
-8	1/2	1/2 - 14	3/4	13/16
-10	5/8	5/8 - 14	13/16	29/32
-12	3/4	3/4 - 14	15/16	1-1/32
-16	1	1 - 11	1-13/16	1-15/16
-20	1-1/4	1-1/4 - 11	1-17/32	1-21/32
-24	1-1/2	1-1/2 - 11	1-25/32	1-7/8
-32	2	2 - 11	2-7/32	2-11/32



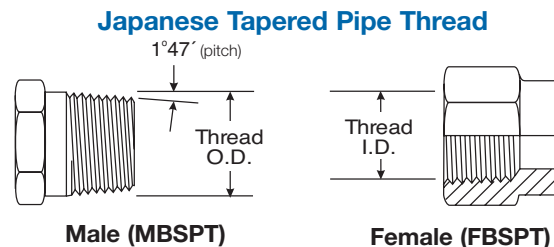
Japanese Tapered Pipe Thread

The Japanese tapered pipe thread connector is identical to and fully interchangeable with the BSPT (tapered) connector. **The Japanese connector does not have a 30° flare and will not mate with the BSPOR female.**

The threads conform to JIS B 0203, which are the same as BSPT threads.

The seal on the Japanese tapered pipe thread connector is made on the threads.

Dash Size	Nominal Size (In.)	Thread Size	Female Parallel Thread I.D. (In.)	Male Parallel Thread O.D. (In.)
-2	1/8	1/8 - 28	11/32	3/8
-4	1/4	1/4 - 19	7/16	17/32
-6	3/8	3/8 - 19	19/32	21/32
-8	1/2	1/2 - 14	3/4	13/16
-12	3/4	3/4 - 14	15/16	1-1/32
-16	1	1 - 11	1-13/16	1-15/16
-20	1-1/4	1-1/4 - 11	1-17/32	1-21/32
-24	1-1/2	1-1/2 - 11	1-25/32	1-7/8
-32	2	2 - 11	2-7/32	1-11/32
-32	2	2 - 11	2-7/32	2-11/32



Coupling Identification

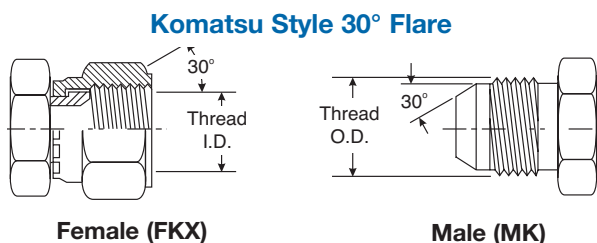
Foreign Thread Types – Japanese (con't.)

Komatsu Style 30° Flare Parallel Threads

The Komatsu style 30° flare parallel thread connector is identical to the Japanese 30° flare parallel thread connector except for the threads. The Komatsu style connector uses metric fine threads which conform to JIS B 0207. Gates identifies these as Komatsu-style by marking the hex nuts with two small notches.

Dash Size	Nominal Size		Thread Size	Female Thread I.D. (mm)	Male Thread (O.D.) (mm)
	(In.)	(mm)			
-6	3/8	9.5	M18x1.5	16.5	18
-8	1/2	13	M22x1.5	20.5	22
-10	5/8	16	M24x1.5	22.5	24
-12	3/4	19	M30x1.5	28.5	30
-16	1	25	M33x1.5	31.5	33
-20	1-1/4	32	M36x1.5	34.5	36
-24	1-1/2	38	M42x1.5	40.5	42

The Komatsu style connector seals on the 30° flare.

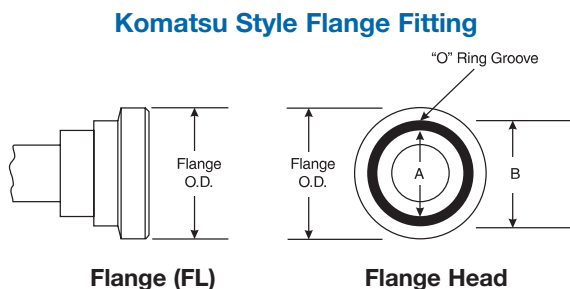


Komatsu Style Flange Fitting

The Komatsu style flange fitting is nearly identical to and fully interchangeable with the SAE Code 61 flange fitting. In all sizes the O-ring dimensions are different. When replacing a Komatsu style flange with an SAE style flange, an SAE style O-ring must always be used.

Dash Size	Nominal Size		Flange O.D. (In.)	A (In.)	B (In.)
	(In.)	(mm)			
-8	1/2	12.7	1.188	.728	.984
-10*	5/8	15.9	1.345	.728	1.102
-12	3/4	19.1	1.500	.846	1.220
-16	1	25.4	1.750	1.122	1.496
-20	1-1/4	31.8	2.000	1.358	1.732
-24	1-1/2	38.1	2.375	1.750	2.125
-32	2	50.8	2.812	2.225	2.559

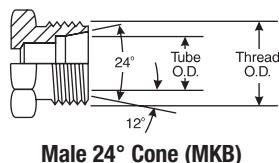
*(-10 is a non-SAE size flange)



Metric Kobelco Metric Bite Sleeve

These are similar to the German DIN 24° cone, but the DIN style uses coarser threads. Therefore, the Kobelco and German DIN are not interchangeable for female Kobelco (see French GAZ 24° swivel).

Dash Size	Metric Thread Size	Female Thread I.D. (mm)	Male Thread O.D. (mm)
-22	M30X1.5	28	30
-28	M36X1.5	34	36
-35	M45X1.5	43	45



Male 24° Cone (MKB)

EQUIPMENT

HOSE/CPLG. SELECTION

GLOBALSPIRAL COUPLINGS

PCM COUPLINGS

PCS COUPLINGS

PCM/PCS FERRULES

MEGACRIMP COUPLINGS

POWER CRIMP COUPLINGS

FIELD ATTACHABLE G1 & G2 COUPLINGS

LOW PRESSURE COUPLINGS

GLX COUPLINGS

POLARSEAL COUPLINGS

POWER STEERING

PCTS THERMO-PLASTIC COUPLINGS

ADAPTERS

ACCESSORIES

QUICK DISCONNECT COUPLERS

BALL VALVES

ASSEMBLY FABRICATION



Hose & Coupling Selection

Gates Global Part Numbering System

Gates couplings feature a meaningful part number that makes coupling identification fast and easy. Always refer to Gates Crimp Data Charts when selecting hose and coupling combinations.

In the following example, the Global Part Number G25100-0808 identifies a MegaCrimp® Male Pipe (MP) coupling with -8 (1/2") stem size and -8 (1/2") thread size.

G25100-0808

Series Stem Style (see below)	Thread Configuration (below)	Stem Size	Thread Size
-------------------------------------	------------------------------------	--------------	----------------

Series Stem Styles:

- G20**—GlobalSpiral™ (GS -4 thru -20) all except MC4-20 crimper
- G21**—GlobalSpiral™ (For MC4-20 crimper only -20)
- G22**—GlobalSpiral™ (GSP -24 & -32) replaces PC and PCS
- G24**—GlobalSpiral™ (GSH -24 & -32) replaces PCM
- G25**—MegaCrimp®
- G27**—G1 Reusable
- G28**—G2 Reusable
- G42**—GLP Couplings
- G43**—GL Couplings
- G44**—GLX Couplings (Low Pressure)
- G45**—PolarSeal™ Couplings (Aluminum & Steel)
- G46**—PolarSeal™ Accessories
- G50**—Power Steering- MFA
- G51**—PCTS Thermoplastic
- G52**—Clamping Collars
- G60**—SAE Adapters
- G62**—British to SAE Adapters
- G63**—Metric to SAE Adapter
- G64**—International to International Adapter
- G65**—Japanese to SAE Adapter
- G80**—Hose Bend Restrictors
- G82 & 83**—Spring Guard
- G94 & 95**—Quick Disconnects
- G96**—Ball Valves

EQUIPMENT
HOSE/CPLG. SELECTION
GLOBALSPIRAL COUPLINGS
PCM COUPLINGS
PCS COUPLINGS
PCM/PCS FERRULES
MEGACRIMP COUPLINGS
POWER CRIMP COUPLINGS
FIELD ATTACHABLE G1 & G2 COUPLINGS
LOW PRESSURE COUPLINGS
GLX COUPLINGS
POLARSEAL COUPLINGS
POWER STEERING
PCTS THERMO-PLASTIC COUPLINGS
ADAPTERS
ACCESSORIES
QUICK DISCONNECT COUPLERS
BALL VALVES
ASSEMBLY FABRICATION



Gates Global Part Numbering System Thread Configurations for Stem Styles

These three-digit numbers identify the various coupling thread configurations

100 — MP	Male Pipe (NPTF - 30° Cone Seat)	179 — FJX90S	Female JIC 37° Flare Swivel - 90° Bent Tube Short Drop
101 — MPLN	Male Pipe Long Nose	180 — FJX90M	Female JIC 37° Flare Swivel - 90° Bent Tube
102 — MPAPI	Male Pipe for API Unions	181 — FJX90L	Female JIC 37° Flare Swivel - 90° Bent Tube Long Drop
105 — MPX	Male Pipe Swivel (NPTF - Without 30° Cone Seat)	182 — FJX90	Female JIC 37° Flare Swivel - 90° Bent Tube Non-ISO Drop
106 — MPX90	Male Pipe Swivel - 90° Block (NPTF - Without 30° Cone Seat)	183 — FJX90	Female JIC 37° Flare Swivel - 90° Bent Tube Non-ISO Drop
107 — MPX90L	Male Pipe Swivel - 90° Block Long (NPTF - Without 30° Cone Seat)	185 — FJXP	Female JIC 37° Flare Swivel Under Pressure
110 — FP	Female Pipe (NPTF - Without 30° Cone Seat)	187 — FJX90BLK	Female JIC 37° Flare Swivel - 90° Block
111 — FPX	Female Pipe Swivel (NPSM - 30° Cone Seat)	195 — MS	Male SAE 45° Flare
112 — FPXT	Female Pipe Swivel Tapered Threads (NPTF)	196 — MS45	Male SAE 45° Flare - 45° Bent Tube
120 — MB	Male O-Ring Boss	197 — MS90	Male SAE 45° Flare - 90° Bent Tube
121 — MBX	Male O-Ring Boss Swivel	199 — MS90BLK	Male SAE 45° Flare - 90° Block
122 — MBX45	Male O-Ring Boss Swivel - 45° Block	200 — FSX	Female SAE 45° Flare Swivel
123 — MBX90	Male O-Ring Boss Swivel - 90° Block	201 — FSXLT	Female SAE 45° Flare Swivel Long Tube
124 — MBX90L	Male O-Ring Boss Swivel - 90° Block Long	202 — FSX45	Female SAE 45° Flare Swivel - 45° Bent Tube
130 — MBAX	Male O-Ring Boss Adapterless Swivel	203 — FSX45L	Female SAE 45° Flare Swivel - 45° Bent Tube Long Drop
133 — MBAX45	Male O-Ring Boss Adapterless Swivel - 45° Bent Tube	204 — FSX90S	Female SAE 45° Flare Swivel - 90° Bent Tube Short Drop
134 — MBAX90M	Male O-Ring Boss Adapterless Swivel - 90° Bent Tube Medium Drop	205 — FSX90	Female SAE 45° Flare Swivel - 90° Bent Tube
135 — MBAX90S	Male O-Ring Boss Adapterless Swivel - 90° Bent Tube Short Drop	206 — FSX90L	Female SAE 45° Flare Swivel - 90° Bent Tube Long Drop
136 — MBAX90L	Male O-Ring Boss Adapterless Swivel - 90° Bent Tube Long Drop	207 — FSX90XL	Female SAE 45° Flare Swivel - 90° Bent Tube Extra Long Drop
140 — FMX	Female MegaSeal® Swivel	210 — FJSX	Dual Seat Female JIC 37°/SAE 45° Flare Swivel
141 — FMXL	Female MegaSeal Swivel Long	211 — FJSX45	Dual Seat Female JIC 37°/SAE 45° Flare Swivel - 45° Bent Tube
142 — FMX30	Female MegaSeal Swivel - 30° Bent Tube	212 — FJSX90	Dual Seat Female JIC 37°/SAE 45° Flare Swivel - 90° Bent Tube
143 — FMX30L	Female MegaSeal Swivel - 30° Bent Tube Long Drop	213 — FJSX90L	Dual Seat Female JIC 37°/SAE 45° Flare Swivel - 90° Bent Tube Long Drop
144 — FMX45S	Female MegaSeal Swivel - 45° Bent Tube Short Drop	225 — MFFOR	Male Flat Face O-Ring
145 — FMX45	Female MegaSeal Swivel - 45° Bent Tube	226 — MFFORBKHDLN	Male Flat Face O-Ring Bulkhead Long Nose
146 — FMX45L	Female MegaSeal Swivel - 45° Bent Tube Long Drop	229 — FFORXS	Female Flat-Face Swivel Short
147 — FMX60	Female MegaSeal Swivel - 60° Bent Tube	230 — FFORX	Female Flat-Face Swivel
148 — FMX60L	Female MegaSeal Swivel - 60° Bent Tube Long Drop	231 — FFORXL	Female Flat-Face Swivel Long
149 — FMX90S	Female MegaSeal Swivel - 90° Bent Tube Short Drop	232 — FFORX22	Female Flat-Face Swivel - 22° Bent Tube Short Drop
150 — FMX90	Female MegaSeal Swivel - 90° Bent Tube	233 — FFORX30	Female Flat-Face Swivel - 30° Bent Tube Short Drop
151 — FMX90L	Female MegaSeal Swivel - 90° Bent Tube Long Drop	234 — FFORX45S	Female Flat-Face Swivel - 45° Bent Tube Short Drop
152 — FMX90XL	Female MegaSeal Swivel - 90° Bent Tube Extra Long Drop	235 — FFORX45	Female Flat-Face Swivel - 45° Bent Tube
165 — MJ	Male JIC 37° Flare	238 — FFORX67	Female Flat-Face Swivel - 67° Bent Tube Non-ISO Drop
166 — MJL	Male JIC 37° Flare Long	239 — FFORX90S	Female Flat-Face Swivel - 90° Bent Tube Short Drop
167 — MJ90BLK	Male JIC 37° Flare - 90° Block	240 — FFORX90M	Female Flat-Face Swivel - 90° Bent Tube
170 — FJX	Female JIC 37° Flare Swivel	241 — FFORX90L	Female Flat-Face Swivel - 90° Bent Tube Long Drop
171 — FJXL	Female JIC 37° Flare Swivel Long	242 — FFORX90XL	Female Flat-Face Swivel - 90° Bent Tube Extra Long Drop
172 — FJX30	Female JIC 37° Flare Swivel - 30° Bent Tube	248 — FFORX135	Female Flat-Face Swivel - 135° Bent Tube
173 — FJX30L	Female JIC 37° Flare Swivel - 30° Bent Tube Long Drop	300 — FL	Code 61 O-Ring Flange
174 — FJX45S	Female JIC 37° Flare Swivel - 45° Bent Tube Short Drop	301 — FLL	Code 61 O-Ring Flange Long
175 — FJX45	Female JIC 37° Flare Swivel - 45° Bent Tube	302 — FL22M	Code 61 O-Ring Flange -- 22-1/2° Bent Tube Medium Drop
176 — FJX45L	Female JIC 37° Flare Swivel - 45° Bent Tube Long Drop	304 — FL30	Code 61 O-Ring Flange - 30° Bent Tube
177 — FJX60	Female JIC 37° Flare Swivel - 60° Bent Tube	305 — FL30L	Code 61 O-Ring Flange - 30° Bent Tube Long Drop
178 — FJX60L	Female JIC 37° Flare Swivel - 60° Bent Tube Long Drop	306 — FL45S	Code 61 O-Ring Flange - 45° Bent Tube Short Drop
		307 — FL45M	Code 61 O-Ring Flange - 45° Bent Tube Medium Drop

EQUIPMENT

HOSE/CPLG.
SELECTIONGLOBALSPIRAL
COUPLINGSPCM
COUPLINGSPCS
COUPLINGSPCM/PCS
FERRULESMEGACRIMP
COUPLINGSPOWER
CRIMP
COUPLINGSFIELD
ATTACHABLE
G1 & G2
COUPLINGSLOW
PRESSURE
COUPLINGSGLX
COUPLINGSPOLARSEAL
COUPLINGSPOWER
STEERINGPCTS
THERMO-
PLASTIC
COUPLINGS

ADAPTERS

ACCESSORIES

QUICK
DISCONNECT
COUPLERS

BALL VALVES

ASSEMBLY
FABRICATION



Hose & Coupling Selection

Gates Global Part Numbering System

Thread Configurations – continued

EQUIPMENT
HOSE/CPLG. SELECTION
GLOBALSPIRAL COUPLINGS
PCM COUPLINGS
PCS COUPLINGS
PCM/PCS FERRULES
MEGACRIMP COUPLINGS
POWER CRIMP COUPLINGS
FIELD ATTACHABLE G1 & G2 COUPLINGS
LOW PRESSURE COUPLINGS
GLX COUPLINGS
POLARSEAL COUPLINGS
POWER STEERING
PCTS THERMO-PLASTIC COUPLINGS
ADAPTERS
ACCESSORIES
QUICK DISCONNECT COUPLERS
BALL VALVES
ASSEMBLY FABRICATION

308 — FL60S	Code 61 O-Ring Flange - 60° Bent Tube Short Drop	416 — FLC90L	Caterpillar Style O-Ring Flange (Code 62) - 90° Bent Tube Long Drop
309 — FL60M	Code 61 O-Ring Flange - 60° Bent Tube Medium Drop	450 — TBFL	Two Bolt Flange (Code 61)
310 — FL60L	Code 61 O-Ring Flange - 60° Bent Tube Long Drop	452 — TBFL45	Two Bolt Flange (Code 61) - 45° Bent Tube
311 — FL67	Code 61 O-Ring Flange - 67-1/2° Bent Tube	454 — TBFL90	Two Bolt Flange (Code 61) - 90° Bent Tube
312 — FL67L	Code 61 O-Ring Flange - 67-1/2° Bent Tube Long Drop	460 — ABC	Air Brake Compression
313 — FL90XS	Code 61 O-Ring Flange - 90° Bent Tube Extra Short Drop	461 — STA	Straight Tube Assembly
314 — FL90S	Code 61 O-Ring Flange - 90° Bent Tube Short Drop	470 — FLFFP	Female French Poclain O-Ring Flange (Code 62)
315 — FL90M	Code 61 O-Ring Flange - 90° Bent Tube Medium Drop	480 — FLMFP	Male French Poclain O-Ring Flange (Code 62)
316 — FL90L	Code 61 O-Ring Flange - 90° Bent Tube Long Drop	500 — MIX	SAE Male Inverted Swivel
317 — FL90XL	Code 61 O-Ring Flange - 90° Bent Tube Extra Long Drop	501 — MIXL	SAE Male Inverted Swivel Long
318 — FL90XXL	Code 61 O-Ring Flange - 90° Bent Tube Extra Extra Long Drop	502 — MIX45	SAE Male Inverted Swivel - 45° Bent Tube
319 — FL90 - (Non ISO)	Code 61 O-Ring Flange - 90° Bent Tube (non-ISO) drop length	504 — MIX90	SAE Male Inverted Swivel - 90° Bent Tube
323 — FL100	Code 61 O-Ring Flange - 100° Bent Tube	506 — MIX120	SAE Male Inverted Swivel - 120° Bent Tube
325 — FL110	Code 61 O-Ring Flange - 110° Bent Tube	508 — FI	Female Inverted
327 — FL120	Code 61 O-Ring Flange - 120° Bent Tube	510 — MFA	SAE Male Flareless Assembly
329 — FL125	Code 61 O-Ring Flange - 125° Bent Tube	511 — MFA90	SAE Male Flareless - 90° Bent Tube
331 — FL135	Code 61 O-Ring Flange - 135° Bent Tube	520 — SP	Stand Pipe
342 — RFL90S5		521 — SPL	Stand Pipe Long
350 — FLH	Code 62 O-Ring Flange Heavy	522 — SP45	Stand Pipe - 45° Bent Tube
351 — FLHL	Code 62 O-Ring Flange Heavy Long	524 — SP90	Stand Pipe - 90° Bent Tube
352 — FLH22	Code 62 O-Ring Flange Heavy - 22-1/2° Bent Tube	527 — FBO	Female Braze-On Stems
354 — FLH30	Code 62 O-Ring Flange Heavy - 30° Bent Tube	530 — PL	Male Press-Loc Stems
357 — FLH45	Code 62 O-Ring Flange Heavy - 45° Bent Tube	531 — PL45	Male Press-Loc Stems - 45° Bent Tube
358 — FLH45L	Code 62 O-Ring Flange Heavy - 45° Bent Tube Long Drop	532 — PL90	Male Press-Loc Stems - 90° Bent Tube
359 — FLH60	Code 62 O-Ring Flange Heavy - 60° Bent Tube	534 — HLEC	Hose Length Extender (Caterpillar)
361 — FLH67	Code 62 O-Ring Flange Heavy - 67-1/2° Bent Tube	535 — HLE	Hose Length Extender
362 — FLH83	Code 62 O-Ring Flange Heavy - 83° Bent Tube .53 Drop (NON ISO)	536 — HLE45	Hose Length Extender - 45° Bent Tube
364 — FLH90S	Code 62 O-Ring Flange Heavy - 90° Bent Tube Short Drop	537 — HLE 90	Hose Length Extender - 90° Bent Tube
365 — FLH90M	Code 62 O-Ring Flange Heavy - 90° Bent Tube Medium Drop	538 — HLESG	Hose Length Extender - Sight - Glass
366 — FLH90L	Code 62 O-Ring Flange Heavy - 90° Bent Tube Long Drop	539 — HLET	Hose Length Extender - Tee
367 — FLH90XL	Code 62 O-Ring Flange Heavy - 90° Bent Tube Extra Long Drop (NON ISO)	540 — FABX	Female Air Brake Swivel
370 — FLFF	Flange Without O-Ring Groove (Code 62)	541 — HLE180	Hose Length Extender - 180° Bent Tube
400 — FLC	Caterpillar Style O-Ring Flange (Code 62)	543 — TBFLX	Two Bolt Flange Swivel
401 — FLCL	Caterpillar Style O-Ring Flange (Code 62) Long	560 — MPG	Male Special Grease Fitting
402 — FLC22	Caterpillar Style O-Ring Flange (Code 62) - 22-1/2° Bent Tube	561 — FG	Female Special Grease Fitting
404 — FLC30	Caterpillar Style O-Ring Flange (Code 62) - 30° Bent Tube	562 — FZX	Parker Triple Thread Female Swivel
407 — FLC45	Caterpillar Style O-Ring Flange (Code 62) - 45° Bent Tube	563 — PWX	Pressure Washer Swivel (Karcher)
409 — FLC60	Caterpillar Style O-Ring Flange (Code 62) - 60° Bent Tube	564 — BJ	Banjo (Ford Tractor)
411 — FLC67	Caterpillar Style O-Ring Flange (Code 62) - 67-1/2° Bent Tube	570 — MST	Male SAE 45° Flare - Straight Tube
415 — FLC90	Caterpillar Style O-Ring Flange (Code 62) - 90° Bent Tube	571 — MST45	Male SAE 45° Flare - 45° Bent Tube
		572 — MST90	Male SAE 45° Flare - 90° Bent Tube
		579 — FTON134SP45	Female SAE Tube O-Ring Nut Swivel w/ R134A Service Port - 45° Bent Tube
		580 — MTON134SP	Male SAE Tube O-Ring Nut w/R134a Service Port
		581 — MTON134SP45	Male SAE Tube O-Ring Nut w/R134a Service Port - 45° Bent Tube
		582 — MTON134SP90	Male SAE Tube O-Ring Nut w/R134a Service Port - 90° Bent Tube
		583 — MTON	Male SAE Tube O-Ring Nut
		584 — MTON45	Male SAE Tube O-Ring Nut - 45° Bent Tube
		585 — MTON90	Male SAE Tube O-Ring Nut - 90° Bent Tube
		586 — FTONR12SP	Female SAE Tube O-Ring Nut Swivel w/R12 Service Port
		587 — FTONR12SP90	Female SAE Tube O-Ring Nut Swivel w/R12 Service Port- 90° Bent Tube
		588 — FTON134SP	Female SAE Tube O-Ring Nut Swivel w/R134a Service Port



Gates Global Part Numbering System

Thread Configurations – continued

589 – FTON134SP90	Female SAE Tube O-Ring Nut Swivel - 90° Bent Tube w/R134a Service Port	719 – FDHX	Female DIN Heavy Series Swivel 24° Cone
590 – FTON	Female SAE Tube O-Ring Nut Swivel	720 – FDHORX	Female DIN Heavy Series O-Ring Swivel 24° Cone
591 – FTON45	Female SAE Tube O-Ring Nut Swivel - 45° Bent Tube	725 – FDHORX45	Female DIN Heavy Series O-Ring Swivel 24° Cone - 45° Bent Tube
592 – FTON90	Female SAE Tube O-Ring Nut Swivel - 90° Bent Tube	730 – FDHORX90	Female DIN Heavy Series O-Ring Swivel 24° Cone - 90° Bent Tube
593 – FTOMN	Female SAE Tube O-Ring Metric Nut Swivel	735 – MKB	Metric Kobelco
594 – FTOMN45	Female SAE Tube O-Ring Metric Nut Swivel - 45° Bent Tube	750 – MSP	Metric Stand Pipe
595 – FTOMN90	Female SAE Tube O-Ring Metric Nut Swivel - 90° Bent Tube	751 – MSP45	Metric Stand Pipe - 45° Bent Tube
596 – FTON90BL	Female SAE Tube O-Ring Nut Swivel - 90° Block	752 – MSP90	Metric Stand Pipe - 90° Bent Tube
597 – MIO	Male Inverted O-Ring	770 – DBJ	Banjo (DIN)
598 – MIO45	Male Inverted O-Ring - 45° Bent Tube	795 – MBSPT	Male British Standard Pipe Tapered / Japanese Tapered Thread
599 – MIO90	Male Inverted O-Ring - 90° Bent Tube	800 – FBSPT	Female British Standard Pipe Tapered / Japanese Tapered Thread
600 – MIOBKHD	Male Inverted O-Ring Bulkhead	810 – MBSPP	Male British Standard Pipe Parallel
601 – MIOBKHD45	Male Inverted O-Ring Bulkhead - 45° Bent Tube	811 – MBSPLN	Male British Standard Pipe Parallel Long Nose
602 – MIOBKHD90	Male Inverted O-Ring Bulkhead - 90° Bent Tube	830 – FBSPORX	Female British Standard Parallel Pipe O-Ring Swivel
604 – FTDON	Female Tube Dual O-Ring Nut Swivel	831 – FBSPORX45	Female British Standard Parallel Pipe O-Ring Swivel - 45° Bent Tube
605 – FTDON45	Female Tube Dual O-Ring Nut Swivel - 45° Bent Tube	832 – FBSPORX90	Female British Standard Parallel Pipe O-Ring Swivel - 90° Bent Tube
606 – FTDON90	Female Tube Dual O-Ring Nut Swivel - 90° Bent Tube	845 – FBSPORX90BL	Female British Standard Parallel Pipe O-Ring Swivel - 90° Block
607 – FTDOMN	Female Tube Dual O-Ring Metric Nut Swivel	847 – FBX90BLK	Female British Standard Pipe Parallel - 90° Block
608 – FTDOMN45	Female Tube Dual O-Ring Metric Nut Swivel - 45° Bent Tube	850 – BSPBJ	BSP Banjo
609 – FTDOMN90	Female Tube Dual O-Ring Metric Nut Swivel - 90° Bent Tube	855 – FBFFX	Female British Flat-Face Swivel
610 – FTON180	Female Tube O-Ring Nut Swivel 180°	904 – MK	Male Komatsu
611 – MIO134SP	Male Inverted O-Ring w/R134a Service Port	910 – FKX	Female Komatsu Style Japanese Metric Swivel
612 – MIO134SP45	Male Inverted O-Ring Bulkhead w/R134a Service Port - 45° Bent Tube	911 – FKX45	Female Komatsu Style Japanese Metric Swivel - 45° Bent Tube
613 – MIO134SP90	Male Inverted O-Ring w/R134a Service Port - 90° Bent Tube	913 – FKX90	Female Komatsu Style Japanese Metric Swivel - 90° Bent Tube
614 – TORSP	Universal T-Splacers English Threads	930 – FJISX	Female Japanese Industrial Standard Swivel
615 – MDL	Male DIN Light Series 24° Inverted Cone	935 – MMFA	Male Metric Flareless Assembly
640 – FDLX	Female DIN Light Series Swivel 24° Cone	947 – FSLTORSP	Female (Ford) Spring Lock "T" O-Ring Splicer
641 – FDLX45	Female DIN Light Series Swivel 24° Cone - 45° Bent Tube	948 – FSLSP	Female (Ford) Spring Lock Liquid Line Splicer
642 – FDLX90	Female DIN Light Series Swivel 24° Cone - 90° Bent Tube	949 – MSL45	Male (Ford) Spring Lock - 45° Bent Tube
645 – FDLORX	Female DIN Light Series O-Ring Swivel 24° Cone	950 – MSL	Male (Ford) Spring Lock
646 – FDLORX	Female DIN Extra Light Series O-Ring Swivel 24° Cone	951 – MSL90	Male (Ford) Spring Lock - 90° Bent Tube
650 – FDLORX45	Female DIN Light Series O-Ring Swivel 24° Cone - 45° Bent Tube	952 – FSL	Female (Ford) Spring Lock
653 – FDLORX70	Female DIN Light Series O-Ring Swivel 24° Cone - 70° Bent Tube 20G-28FDLORX70-080	953 – FSL90	Female (Ford) Spring Lock - 90° Bent Tube
655 – FDLORX90	Female DIN Light Series O-Ring Swivel 24° Cone - 90° Bent Tube	954 – R12SP	Hose Splicer w/R12 7/16-20 Thread Service Port
670 – FDFFX	Female DIN Flat-Face Swivel	955 – FSL45	Female (Ford) Spring Lock - 45° Bent Tube
675 – MFG	Male French GAZ	956 – R134SP	Hose Splicer w/R134AService Port
680 – FFGX	Female French GAZ Swivel	957 – R134SPRL	Female Rotalok w/R134a Service Port - 90° Block
685 – FFGX90	Female French GAZ Swivel-45° Bent Tube	958 – CFTON90	Compressor Female Tube O-Ring Nut - 90° Bent Tube
690 – FFGX90	Female French GAZ Swivel-90° Bent Tube	959 – CFTON90BL	Compressor Female Tube O-Ring Nut - 90° Block
710 – FDHX	Female DIN Heavy Series Swivel 24° Cone	960 – CFTON134SP90BL	Compressor Female Tube O-Ring Nut w/R134A Service Port - 90° Block
711 – FDHX45	Female DIN Heavy Series Swivel 24° Cone - 45° Bent Tube	961 – OS	Straight One-Shot Fitting
712 – FDHX90	Female DIN Heavy Series Swivel 24° Cone - 90° Bent Tube	962 – CBSR12SP90	Compressor Pad Block Single Reversed With Switch or Service Port
715 – MDH	Male DIN Heavy Series 24° Inverted Cone	963 – ICBSR12SP90	Inverted Compressor Pad Block Single Reversed With Switch or Service Port
	*Teflon is a registered trademark of DuPont.	995 – GS1F	Global Spiral Ferrule with TuffCoat Plating
		996 – GS1F-4CR	Global Spiral Ferrule with Zinc-Nickel Plating

EQUIPMENT

HOSE/CPLG. SELECTION

GLOBALSPIRAL COUPLINGS

PCM COUPLINGS

PCS COUPLINGS

PCM/PCS FERRULES

MEGACRIMP COUPLINGS

POWER CRIMP COUPLINGS

FIELD ATTACHABLE G1 & G2 COUPLINGS

LOW PRESSURE COUPLINGS

GLX COUPLINGS

POLARSEAL COUPLINGS

POWER STEERING

PCTS THERMO-PLASTIC COUPLINGS

ADAPTERS

ACCESSORIES

QUICK DISCONNECT COUPLERS

BALL VALVES

ASSEMBLY FABRICATION



Hose & Coupling Selection

Gates Global Part Numbering System

Air Brake

In the following example, the Global Part Number G31100-0808 identifies a SureLok™ Male Pipe (MP) coupling with -8 (1/2") tube size and -8 (1/2") thread size.

G 31 1 0 0 - 0 8 0 8



Thread Size (1/2")

Stem Size (1/2")

Thread Configuration (see below)

Series Stem Style (see below)

Series Stem Styles:

G31—SureLok™ Fittings (Description = AB)

G32—Compression Fittings (Description = ABC)

G33—Air Brake Fittings for Rubber Hose (Description = ABR)

Thread Configurations

These three-digit numbers identify the various coupling thread configurations

021 — MP-ATDV	Air Tank Drain Valve	302 — AB-AB-BKHDL	Air Brake Bulkhead — Long
027 — MP-CV	One Way Check Valve	350 — AB-MFA-BKHD	Air Brake to Male Flareless Assembly Bulkhead
030 — MAB-MP	Air Brake Adapter	360 — AB-FP-BKHD	Air Brake to Female Pipe Bulkhead
031 — GH	Glad Hand	377 — AB-GH-BKHD	Air Brake to Glad Hand Bulkhead
032 — GHS	Gladhand Seal	400 — AB-AB	Air Brake Union
040 — TSI-AB	Tube Sleeve Insert	404 — AB-AB90	Air Brake Union - 90°
050 — TS-AB	Tube Sleeve	450 — AB-AB-AB	Air Brake Union - Tee
060 — TSN-AB	Tube Sleeve Nut	451 — AB-AB-AB	Air Brake Union - Tee Jump UP
061 — SGN-ABR	Spring Guard Nut	452 — AB-AB-AB	Air Brake Union - Tee Jump DOWN
100 — AB-MP	Air Brake to Male Pipe (NPTF - 30° Cone Seat)	453 — AB-AB-AB	Air Brake Union - Tee with Bracket
102 — AB-MP45	Air Brake to Male Pipe - 45°	601 — AB-MP-TV	Air Brake to Male Pipe Truck Valve - 90°
104 — AB-MP90	Air Brake to Male Pipe - 90°	602 — MP-ABC-TV	Male Pipe to Air Brake Truck Valve - 90°
105 — AB-MP-Port90	Air Brake to Male Pipe - 90° with Port	610 — MP-MS90-TV	Male Pipe to Male SAE 45° Flare Truck Valve - 90°
110 — ABRSG-MP	Air Brake to Male Pipe with Spring Guard	612 — MS-MP90-TV	Male SAE 45° Flare to Male Pipe Truck Valve - 90°
111 — ABRI-MP	Air Brake to Male Pipe without Nut	620 — SB-MP90-TV	Single Bead Male Pipe Truck Valve - 90°
112 — SGABR	Air Brake Spring Guard	622 — SB-MP90-TVP	Single Bead Male Pipe Truck Valve with Pin Handle - 90°
122 — AB-MPX45	Air Brake to Male Pipe Swivel - 45°	630 — FP-MP90-TV	Female Pipe to Male Pipe Truck Valve - 90°
124 — AB-MPX90	Air Brake to Male Pipe Swivel - 90°	650 — MP-FP-FP3WTV	3-Way Truck Valve
130 — MP-AB-AB	Male Pipe to Air Brake - Tee	655 — FP-FP-FP4WTV	4-Way Truck Valve — Short Handle
131 — MP-AB-AB	Male Pipe to Air Brake - Tee Jump UP	656 — FP-FP-FP4WTV-L	4-Way Truck Valve — Long Handle
132 — MP-AB-AB	Male Pipe to Air Brake - Tee Jump DOWN	701 — MFA-MFASC	Male Flareless Assembly to Male Flareless Assembly Shut-Off Cock
134 — AB-AB-MP	Air Brake to Male Pipe - Tee	705 — MFA-MPSC	Male Flareless Assembly to Male Pipe Shut-Off Cock
135 — AB-AB-MP	Air Brake to Male Pipe - Tee Jump UP	710 — MP-FPSC	Male Pipe to Female Pipe Shut-Off Cock
136 — AB-AB-MP	Air Brake to Male Pipe - Tee Jump DOWN	715 — FP-FPSC	Female Pipe to Female Pipe Shut-Off Cock
138 — AB-AB-MP45	Air Brake to Male Pipe - Tee - 45°	720 — MS-MPSC	Male SAE 45° Flare to Male Pipe Shut-Off Cock
140 — MPX-AB-AB	Male Pipe Swivel to Air Brake - Tee	730 — MS-MSSC	Male SAE 45° Flare to Male SAE 45° Flare Shut-Off Cock
142 — AB-AB-MPX	Air Brake to Male Pipe Swivel - Tee	801 — MP-ADC	Male Pipe Air Drain Cock
150 — AB-FP	Air Brake to Female Pipe	805 — FP-MPADC	Female Pipe to Male Pipe Air Drain Cock
151 — ABR-FP	Air Brake to Female Pipe with Adapter	832 — MP-ADCBN	Male Pipe Air Drain Cock — Bibb Nose
154 — AB-FP90	Air Brake to Female Pipe - 90°	850 — ATNKV	Air Tank Valve
160 — AB-AB-FP	Air Brake to Female Pipe - Tee	970 — AB-MAN	6-Port Manifold
167 — MP-AB-FP	Male Pipe to Air Brake to Female Pipe - Tee		
300 — AB-AB-BKHD	Air Brake Bulkhead		
301 — AB-AB-BKHDS	Air Brake Bulkhead — Short		

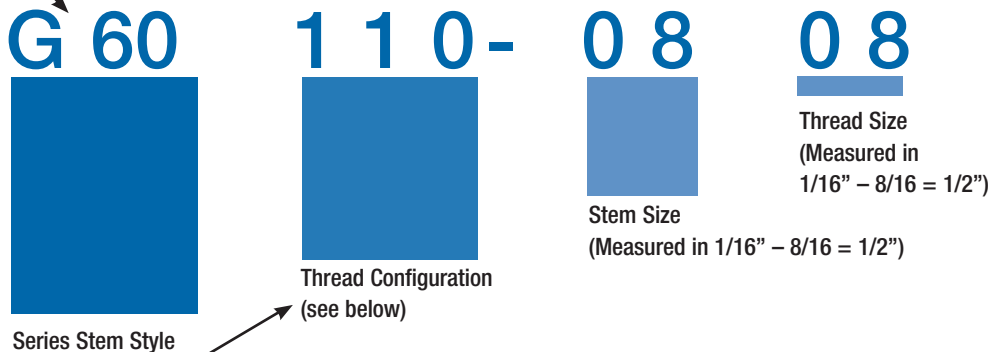


Gates Adapter Global Part Numbering System

Gates adapters feature a meaningful part number that makes coupling identification fast and easy. In the following example, the Global Part Number G60110-0808 identifies a Male Pipe NPTF (MP) to Male Pipe NPTF (MP) adapter with -8 (1/2") pipe thread and -8 (1/2") pipe thread size.

Series Stem Styles:

G60—SAE to SAE G62—British to SAE G63—Metric to SAE G64—International to International G65—Japanese Conversion



Thread Configurations

These three-digit numbers identify the various coupling thread configurations

SAE		60399 —LN	Locknuts for Bulkhead Fittings
60050 —FFN	Female Flareless Nut	60401 —FJ-CAP	Female JIC 37° Flare Cap
60051 —FFS	Female Flareless Sleeve	60402 —MJ-PLUG	Male JIC 37° Flare Plug
60102 —MP-PLUG	Male Pipe NPTF Plug	60405 —MJ-FBO	Male JIC 37° Flare to Female Braze-On
60110 —MP-MP	Male Pipe NPTF to Male Pipe NPTF	60410 —MJ-MJ	Male JIC 37° Flare to Male JIC 37° Flare
60115 —MP-MP90	Male Pipe NPTF to Male Pipe NPTF - 90°	60417 —MJ-MJ90	Male JIC 37° Flare to Male JIC 37° Flare - 90°
60130 —MP-FPS	Male Pipe NPTF to Female Pipe NPTF Reducer Bushing - Short	60420 —MJ-FJ	Male JIC 37° Flare to Female JIC 37° Flare
60132 —MP-FPL	Male Pipe NPTF to Female Pipe NPTF Increasing Bushing - Long	60421 —MJ-FJX	Male JIC 37° Flare to Female JIC 37° Flare Swivel
60134 —MP-FP45	Male Pipe NPTF to Female Pipe NPTF - 45°	60422 —MJ-FJX90	Male JIC 37° Flare to Female JIC 37° Flare - 90°
60136 —MP-FP90	Male Pipe NPTF to Female Pipe NPTF - 90°	60424 —MJ-FJX45	Male JIC 37° Flare to Female JIC 37° Flare - 45°
60140 —MP-FPX	Male Pipe NPTF to Female Pipe Swivel NPSM	60445 —MJ-BKHD	Male JIC 37° Flare to Male JIC 37° Flare Bulkhead
60142 —MP-FPX45	Male Pipe NPTF to Female Pipe Swivel NPSM - 45°	60446 —MJ-BKHD45	Male JIC 37° Flare to Male JIC 37° Flare Bulkhead - 45°
60144 —MP-FPX90	Male Pipe NPTF to Female Pipe Swivel NPSM - 90°	60447 —MJ-BKHD90	Male JIC 37° Flare to Male JIC 37° Flare Bulkhead - 90°
60152 —FP-FP	Female Pipe NPTF to Female Pipe NPTF	60469 —MJ-MJ-MJ	Male JIC 37° Flare - Tee
60154 —FP-FP45	Female Pipe NPTF to Female Pipe NPTF - 45°	60470 —MJ-MJ-FJX	Male JIC 37° Flare on Run to Female JIC 37° Flare Swivel - Tee
60156 —FP-FP90	Female Pipe NPTF to Female Pipe NPTF - 90°	60471 —MJ-MJ-MJBKHD	Male JIC 37° Flare on Run to Male JIC 37° Flare Bulkhead - Tee
60160 —FP-FPX	Female Pipe NPTF to Female Pipe Swivel NPSM	60472 —MJ-MJBKHD-MJ	Male JIC 37° Flare to Male JIC 37° Flare Bulkhead to Male JIC 37° Flare - Tee
60162 —FP-FPX45	Female Pipe NPTF to Female Pipe Swivel NPSM - 45°	60473 —MJ-FJX-MJ	Male JIC 37° Flare to Female JIC 37° Flare Swivel to Male JIC 37° Flare - Tee
60164 —FP-FPX90	Female Pipe NPTF to Female Pipe Swivel NPSM - 90°	60490 —MJ-MP	Male JIC 37° Flare to Male Pipe NPTF
60176 —MP-FP-FP	Male Pipe NPTF to Female Pipe NPTF to Female Pipe NPTF - Tee	60497 —MJ-MP45	Male JIC 37° Flare to Male Pipe NPTF - 45°
60181 —FP-FP-FP	Female Pipe NPTF - Tee	60499 —MJ-MP90	Male JIC 37° Flare to Male Pipe NPTF - 90°
60183 —FP-FP-MP	Female Pipe NPTF on Run to Male Pipe NPTF - Tee	60510 —MJ-FP	Male JIC 37° Flare to Female Pipe NPTF
60184 —FPX-FPX-FPX	Female Pipe Swivel NPSM - Tee	60514 —MJ-FP90	Male JIC 37° Flare to Female Pipe NPTF - 90°
60186 —FPX-FPX-MP	Female Pipe Swivel NPSM on Run to Male Pipe NPTF - Tee	60520 —FJX-MP	Female JIC 37° Flare Swivel to Male Pipe NPTF
60248 —OR	O-Rings for Straight Thread Boss Fittings	60524 —FJX-MP90	Female JIC 37° Flare Swivel to Male Pipe NPTF - 90°
60250 —MB-PLUG	Male O-Ring Boss Plug	60530 —FJX-FP	Female JIC 37° Flare Swivel to Female Pipe NPTF
60261 —MB-FB	Male O-Ring Boss to Female O-Ring Boss	60541 —MJBKHD-MP	Male JIC 37° Flare Bulkhead to Male Pipe NPTF
60265 —MB-MP	Male O-Ring Boss to Male Pipe NPTF	60551 —MJ-MJ-MP	Male JIC 37° Flare on Run to Male Pipe NPTF - Tee
60275 —MB-FP	Male O-Ring Boss to Female Pipe NPTF	60593 —DCN-	Double Compression - Steel (part of brass line)
60280 —MB-FP90	Male O-Ring Boss to Female Pipe NPTF - 90°	60594 —DCN-MP	Double Compression to Male Pipe NPTF Steel (part of brass line)
60281 —MB-FP90L	Male O-Ring Boss to Female Pipe NPTF - 90° - Long	60595 —DCN-MP90	Double Compression to Male Pipe NPTF - 90° - Steel (part of brass line)
60285 —MB-FPX	Male O-Ring Boss to Female Pipe Swivel NPTF	60596 —T-MIXN-S	Steel Tubing Male Inverted Swivel Nut - Steel (part of brass line)
60287 —MB-FPX45	Male O-Ring Boss to Female Pipe Swivel NPTF - 45°	60597 —T-MIXN-SL	Steel Tubing Male Inverted Swivel Nut - Long (part of brass line)
60289 —MB-FPX90	Male O-Ring Boss to Female Pipe Swivel NPTF - 90°	60599 —T-MIXN-B	Brass Tubing Male Inverted Swivel Nut - Long (part of brass line)
60291 —FB-MP	Female O-Ring Boss to Male Pipe NPTF	60650 —MS-MP	Male SAE 45° Flare to Male Pipe NPTF - Brass
60301 —MB-MJ	Male O-Ring Boss to Male JIC 37° Flare	60654 —MS-MP90	Male SAE 45° Flare to Male Pipe NPTF - Brass - 90°
60308 —MB-MJ45	Male O-Ring Boss to Male JIC 37° Flare - 45°	60660 —MS-FP	Male SAE 45° Flare to Female Pipe NPTF - Brass
60312 —MB-MJ90	Male O-Ring Boss to Male JIC 37° Flare - 90°	60664 —MS-FP90	Male SAE 45° Flare to Female Pipe NPTF - Brass - 90°
60350 —MJ-MJ-MB	Male JIC 37° Flare on Run to Male O-Ring Boss - Tee		
60352 —MB-MJ-MJ	Male O-Ring Boss to Male JIC 37° Flare to Male JIC 37° Flare - Tee		
60394 —TS	Tube Sleeve		
60395 —TSN	Tube Sleeve Nut		

EQUIPMENT

HOSE/CPLG. SELECTION

GLOBALSPIRAL COUPLINGS

PCM COUPLINGS

PCS COUPLINGS

PCM/PCS FERRULES

MEGACRIMP COUPLINGS

POWER CRIMP COUPLINGS

FIELD ATTACHABLE G1 & G2 COUPLINGS

LOW PRESSURE COUPLINGS

GLX COUPLINGS

POLARSEAL COUPLINGS

POWER STEERING

PCTS THERMO-PLASTIC COUPLINGS

ADAPTERS

ACCESSORIES

QUICK DISCONNECT COUPLERS

BALL VALVES

ASSEMBLY FABRICATION



Hose & Coupling Selection

EQUIPMENT

HOSE/CPLG. SELECTION

GLOBALSPIRAL COUPLINGS

PCM COUPLINGS

PCS COUPLINGS

PCM/PCS FERRULES

MEGACRIMP COUPLINGS

POWER CRIMP COUPLINGS

FIELD ATTACHABLE G1 & G2 COUPLINGS

LOW PRESSURE COUPLINGS

GLX COUPLINGS

POLARSEAL COUPLINGS

POWER STEERING

PCTS THERMO-PLASTIC COUPLINGS

ADAPTERS

ACCESSORIES

QUICK DISCONNECT COUPLERS

BALL VALVES

ASSEMBLY FABRICATION

Gates Global Part Numbering System — Adapters (Continued)

Thread Configurations (Continued)

60698	— ORFF	O-Rings for Flat Face Fittings
60701	— FF-CAP	Female Flat-Face O-Ring Cap
60702	— MFFOR-PLUG	Male Flat-Face O-Ring Plug
60724	— MFFOR-FFORX90	Male Flat-Face O-Ring to Female Flat-Face Swivel — 90°
60742	— MFFOR-MFFOR-FFORX	Male Flat-Face O-Ring on Run to Female Flat-Face Swivel — Tee
60770	— MFFOR-MP	Male Flat-Face O-Ring to Male Pipe NPTF
60800	— MFFOR-MB	Male Flat-Face O-Ring to Male O-Ring Boss
60801	— MFFOR-MBL	Male Flat-Face O-Ring to Male O-Ring Boss — Long
60805	— MFFOR-MB45	Male Flat-Face O-Ring to Male O-Ring Boss — 45°
60810	— MFFOR-MB90	Male Flat-Face O-Ring to Male O-Ring Boss — 90°
60820	— MFFOR-MFFOR-MB	Male Flat-Face O-Ring on Run to Male O-Ring Boss — Tee
60821	— MFFOR-MB-MFFOR	Male Flat-Face O-Ring to Male O-Ring Boss to Male Flat-Face O-Ring — Tee
60880	— FFORX-MJ	Female Flat-Face O-Ring Swivel to Male JIC 37° Flare
60897	— FL-CAP	Code 61 O-Ring Flange Cap
60898	— FLOR	O-Rings for Code 61, Code 62 and Caterpillar-Style Flange Fittings
60899	— CFHS	Flange Half Set (Code 61 — SAE J518)
60900	— FL-MJ	Code 61 O-Ring Flange to Male JIC 37° Flare
60901	— FL4K-MJ / FL5K-MJ	Code 61 O-Ring Flange to Male JIC 37° Flare High Pressure
60905	— FL-MJ45	Code 61 O-Ring Flange to Male JIC 37° Flare — 45°
60906	— FL4K-MJ45 / FL5K-MJ45	Code 61 O-Ring Flange to Male JIC 37° Flare High Pressure — 45°
60910	— FL-MJ90	Code 61 O-Ring Flange to Male JIC 37° Flare — 90°
60911	— FL4K-MJ90 / FL5K-MJ90	Code 61 O-Ring Flange to Male JIC 37° Flare High Pressure — 90°
60915	— FL4K-MFFOR / FL5K-MFFOR	Code 61 O-Ring Flange to Male Flat-Face O-Ring High Pressure
60920	— FL4K-MFFOR45 / FL5K-MFFOR45	Code 61 O-Ring Flange to Male Flat-Face O-Ring High Pressure— 45°
60925	— FL4K-MFFOR90 / FL5K-MFFOR90	Code 61 O-Ring Flange to Male Flat-Face O-Ring High Pressure— 90°
60927	— FLH-CAP	Code 62 O-Ring Flange Cap
60928	— 20FLHCFM	
60929	— FHHS	Flange Half Set (Code 62 — SAE J518)
60930	— FLH6K-MJ	Code 62 O-Ring Flange Heavy to Male JIC 37° Flare (6,000 PSI)
60935	— FLH6K-MJ45	Code 62 O-Ring Flange Heavy to Male JIC 37° Flare — 45° (6,000 PSI)
60940	— FLH6K-MJ90	Code 62 O-Ring Flange Heavy to Male JIC 37° Flare — 90° (6,000 PSI)
60945	— FLH4K-MFFOR / FLH6K-MFFOR	Code 62 O-Ring Flange Heavy to Male Flat-Face O-Ring (6,000 PSI)
60950	— FLH4K-MFFOR45 / FLH6K-MFFOR45	Code 62 O-Ring Flange Heavy to Male Flat-Face O-Ring — 45° (6,000 PSI)
60955	— FLH4K-MFFOR90 / FLH6K-MFFOR90	Code 62 O-Ring Flange Heavy to Male Flat-Face O-Ring — 90° (6,000 PSI)
60959	— CATFHS	Caterpillar-Style Flange Halve Sets
British Conversion		
62150	— MBSPT-MJ	Male British Standard Pipe Tapered Thread to Male JIC 37° Flare
62153	— MBSPT-MJ45	Male British Standard Pipe Tapered Thread to Male JIC 37° Flare — 45°
62155	— MBSPT-MJ90	Male British Standard Pipe Tapered Thread to Male JIC 37° Flare — 90°
62200	— MBSPP-MP	Male British Standard Pipe Parallel to Male Pipe NPTF
62220	— MBSPP-FP	Male British Standard Pipe Parallel to Female Pipe NPTF
62300	— MBSPP-MJ	Male British Standard Pipe Parallel to Male JIC 37° Flare
62305	— MBSPP-MJ45	Male British Standard Pipe Parallel to Male JIC 37° Flare — 45°
62310	— MBSPP-MJ90	Male British Standard Pipe Parallel to Male JIC 37° Flare — 90°
62320	— MBSPP-FJX	Male British Standard Pipe Parallel to Female JIC 37° Flare Swivel
62450	— MBSPPOR-MJ	Male British Standard Pipe Parallel with O-Ring to Male JIC 37° Flare
62460	— MBSPPOR-MJ90	Male British Standard Pipe Parallel with O-Ring to Male JIC 37° Flare — 90°
62470	— MBSPPOR-MFFOR	Male British Standard Pipe Parallel with O-Ring to Male Flat-Face O-Ring

62473	— MBSPPOR-MFFOR45	Male British Standard Pipe Parallel with O-Ring to Male Flat-Face O-Ring — 45°
62475	— MBSPPOR-MFFOR90	Male British Standard Pipe Parallel with O-Ring to Male Flat-Face O-Ring — 90°
62500	— FBSPP-MP	Female British Standard Pipe Parallel to Male Pipe NPTF
62520	— FBSPP-FP	Female British Standard Pipe Parallel to Female Pipe NPTF
62550	— FBSPP-MJ	Female British Standard Pipe Parallel to Male JIC 37° Flare
62605	— FBSPPX-MP90	Female British Standard Pipe Parallel Swivel to Male Pipe NPTF — 90°
62650	— FBSPPX-MJ	Female British Standard Pipe Parallel Swivel to Make JIC 37° Flare
62660	— FBSPPX-FJX	Female British Standard Pipe Parallel Swivel to Female JIC 37° Flare Swivel
62750	— FBSPPX-MJ	Female British Standard Pipe Parallel Swivel to Male JIC 37° Flare
62801	— FBFFOR-MJ	Female British Flat-Face O-Ring to Male JIC 37° Flare

Metric Conversion

63099	— MM-PLUG	Male Metric O-Ring Plug
63120	— MM-FP	Male Metric with O-Ring to Female Pipe NPTF
63150	— MM-MJ	Male Metric with O-Ring to Male JIC 37° Flare
63160	— MM-MJ90	Male Metric with O-Ring to Male JIC 37° Flare — 90°
63350	— MDL-MJ	Male DIN 24(Cone — Light Series to Male JIC 37° Flare
63450	— FDLX-MJ	Female DIN 24(Cone Swivel — Light Series to Male JIC 37° Flare
63650	— MDH-MJ	Male DIN 24(Cone — Heavy Series to Male JIC 37° Flare
63750	— FDHX-MJ	Female DIN 24(Cone Swivel — Heavy Series to Male JIC 37° Flare
63980	— MKB-PLUG	Male Kobelco Plug
63990	— MKB-MJ	Male Kobelco to Male JIC 37° Flare
63911	— FL5K-MDH90	Code 61 O-Ring Flange to Male DIN Heavy — 90°

International Conversion

64075	— BBDS	British Bonded Seal
64094	— MBSPPOR-PLUG	Male British Standard Pipe Parallel with O-Ring Plug
64095	— ORFBSP	O-Rings for British Standard Parallel Pipe (BSPP Couplings)
64097	— FBSPP-CAP	Female British Standard Pipe Parallel Cap
64098	— MBSPT-PLUG	Male British Standard Pipe Tapered Plug
64099	— MBSPP-PLUG	Male British Standard Pipe Parallel Plug
64350	— MBSPP-FBSPPX	Male British Standard Pipe Parallel to Female British Standard Pipe Parallel Swivel
64775	— MBDS	Metric Bonded Seal
64780	— ORDINL	O-Rings for DIN Light Series (MegaCrimp® and GlobalSpiral™ Couplings)
64781	— ORDINH	O-Rings for DIN Heavy Series (MegaCrimp® and GlobalSpiral™ Couplings)
64782	— ORDIN	O-Rings for DIN Heavy Series (PC, PCM & PCS Couplings)
64787	— BS	Metric Bite Sleeve
64788	— MNL	Metric Bite Nut — Light
64789	— MNH	Metric Bite Nut — Heavy
64790	— MM-PLUG	Male Metric Plug
64792	— MDL-PLUG	Male DIN 24° Cone — Light Series Plug
64793	— FDL-CAP	Female DIN 24° Cone — Light Series Cap
64794	— MDH-PLUG	Male DIN 24° Cone — Heavy Series Plug
64795	— FDH-CAP	Female DIN 24° Cone — Heavy Series Cap

Japanese Conversion

65097	— FJIS-CAP	Female Japanese Industrial Standard Cap
65099	— MJIS-PLUG	Male Japanese Industrial Standard Cap
65100	— FJIS-MJ	Female Japanese Industrial Standard to Male JIC° Flare
65931	— FJIS-	Female Japanese Industrial Standard to Male JIC° 45° Flare
65932	— FJIS-	Female Japanese Industrial Standard to Male JIC° 90° Short Drop Flare
65933	— FJIS-	Female Japanese Industrial Standard to Male JIC° 90° Medium Drop Flare
65934	— FJIS-	Female Japanese Industrial Standard to Male JIC° 90° Long Drop Flare
65597	— FK-CAP	Female Komatsu Cap
65599	— MK-PLUG	Male Komatsu Plug
65600	— FK-MJ	Female Komatsu to Male JIC 37° Flare
65700	— MK-MK	Male Komatsu to Male Komatsu
65750	— MK-MJ	Male Komatsu to Male JIC 37° Flare
65800	— MK-FK90	Male Komatsu to Female Komatsu — 90°
65950	— MK-FK-MK	Male Komatsu to Female Komatsu to Male Komatsu — Tee



Gates Global Part Numbering System High Pressure Live Swivels

Gates Live Swivels feature a meaningful part number that makes coupling identification fast and easy.

G93510-0808



Body & Thread Identification

345	MBSPP to MBSPP	Male British Standard Pipe Parallel - Male British Standard Pipe Parallel
410	MJ to MJ	Male 37° Flare - Male 37° Flare
450	MJ to FB	MALE JIC - FEMALE O-Ring Boss
500		JIC Seal kit
510	MJ to FP	Male 37° Flare - Female Pipe
600		O-Ring Seal Kit
700		British Standard Pipe Parallel Seal Kit
724	MFFOR to FFORX	Male Flat Face O-Ring - Female Flat Face O-Ring
742	MFFOR to MFFOR	Male Flat Face O-Ring - Male Flat Face O-Ring

EQUIPMENT

HOSE/CPLG.
SELECTION

GLOBALSPIRAL
COUPLINGS

PCM
COUPLINGS

PCS
COUPLINGS

PCM/PCS
FERRULES

MEGACRIMP
COUPLINGS

POWER
CRIMP
COUPLINGS

FIELD
ATTACHABLE
G1 & G2
COUPLINGS

LOW
PRESSURE
COUPLINGS

GLX
COUPLINGS

POLARSEAL
COUPLINGS

POWER
STEERING

PCTS
THERMO-
PLASTIC
COUPLINGS

ADAPTERS

ACCESSORIES

QUICK
DISCONNECT
COUPLERS

BALL VALVES

ASSEMBLY
FABRICATION



Hose & Coupling Selection

EQUIPMENT

HOSE/CPLG. SELECTION

GLOBALSPIRAL COUPLINGS

PCM COUPLINGS

PCS COUPLINGS

PCM/PCS FERRULES

MEGACRIMP COUPLINGS

POWER CRIMP COUPLINGS

FIELD ATTACHABLE G1 & G2 COUPLINGS

LOW PRESSURE COUPLINGS

GLX COUPLINGS

POLARSEAL COUPLINGS

POWER STEERING

PCTS THERMO-PLASTIC COUPLINGS

ADAPTERS

ACCESSORIES

QUICK DISCONNECT COUPLERS

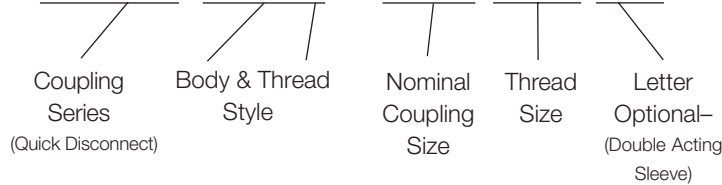
BALL VALVES

ASSEMBLY FABRICATION

Global Part Numbering System Gates Quick Disconnect Couplers

Gates Quick Disconnect couplers feature a meaningful part number that makes coupling identification fast and easy. Always refer to Gates Cross Reference Charts when selecting a quick disconnect coupler for a competitive interchange.

G94021-0808 D



Body Style Identification

- 0 Assembly
- 1 Male Tip (Nipple)
- 2 Female Coupler
- 3 Repair Kit
- 5 O-Ring
- 6 Backup Ring
- 8 Dust Plug
- 9 Dust Cap

Thread Style

- 0 Not Applicable
- 1 Female Pipe
- 2 Female O-Ring Boss
- 3 Bulkhead Mounts
- 4 Female British Parallel Pipe

Miscellaneous

- D Double-Acting Sleeve
- P Connect-Under-Pressure Option

Body & Thread Identification

G940 Series - Agricultural Standard — Ball Valve

- MQBA Male Quick Ball Agricultural
- FQBA(DA) Female Quick Ball Agricultural (Double Acting Sleeve)

G941 Series - Agricultural Standard — Poppet Valve

- MQPA Male Quick Poppet Agricultural
- FQPA Female Quick Poppet Agricultural

G942 Series - John Deere Old Style

- MQBAJD Male Quick Ball Agricultural John Deere
- FQBAJD Female Quick Ball Agricultural John Deere

G943 Series - International Harvester Old Style

- MQBAIHC Male Quick Ball Agricultural International Harvester

G944 Series - J.I. Case Old Style

- MQBAJIC Male Quick Ball Agricultural J.I. Case

G945 Series - Industrial ISO 7241-1 — Series B

- MQPI Male Quick Poppet Industrial
- FQPI Female Quick Poppet Industrial

G949 Series - Flush Face, HTMA

- MQFF Male Quick Flush Face
- FQFF Female Quick Flush Face

G950 Series - High Pressure Flush Face

- MQFFH Male Quick Flush Face (High Pressure)
- FQFFH Female Quick Flush Face (High Pressure)

G951 Series - Wing Nut

- MQW Male Quick Wing
- FQW Female Quick Wing

G952 Series - High Pressure Wing Nut

- MQWH Male Quick Wing (High Pressure)
- FQWH Female Quick Wing (High Pressure)

G953 Series - Very High Pressure Flush Face

- MQFFVH Male Quick Flush Face (Very High Pressure)
- FQFFVH Female Quick Flush Face (Very High Pressure)

G956 Series - Industrial ISO 7241-1 — Series A

- MQP Male Quick Poppet
- FQP Female Quick Poppet

G959 Series - Agricultural Adapters

- MJD John Deer Old Style
- MISO ISO Style
- MIHC International Harvester Style

Miscellaneous

- DA Double Acting Sleeve
- ISO Industrial Standards Organization
- DP Dust Plug
- DC Dust Cap
- DSO Double Shut Off
- FP Female Pipe
- FB Female O-Ring Boss
- QDAOR G940 Series O-Ring for Female Coupler
- QDIBR G945 Series Backup Ring for Female Coupler
- QDIOR G945 Series O-Ring for Female Coupler
- QDOR G956 Series O-Ring for Female Coupler
- QDBR G956 Series Backup Ring for Female Coupler



Gates Global Part Numbering System High Pressure Ball Valves

Gates Live Swivels feature a meaningful part number that makes coupling identification fast and easy.

G96210-0808



(Ball Valve, see below)

Body & Thread Identification

110 – FP-FPBV	Female Pipe to Female Pipe Ball Valve
115 – FB-FBBV	Female Boss to Female Boss Ball Valve
120 – FP-FPBV	Female Pipe to Female Pipe Ball Valve
210 – FP-FP-FPBV	Female Pipe to Female Pipe to Female Pipe Ball Valve
211 – FP-FP-FPBV	Female Pipe to Female Pipe to Female Pipe Ball Valve
300 – FL-FLBV	Flange to Flange Ball Valve (Code 61)
310 – FL-FLBV	Flange to Flange Ball Valve (Code 61)
350 – FLH-FLHBV	Flange Heavy to Flange Heavy Ball Valve (Code 62)
355 – FLH-FLHBV	Flange Heavy to Flange Heavy Ball Valve (Code 62)

EQUIPMENT

HOSE/CPLG.
SELECTION

GLOBALSPIRAL
COUPLINGS

PCM
COUPLINGS

PCS
COUPLINGS

PCM/PCS
FERRULES

MEGACRIMP
COUPLINGS

POWER
CRIMP
COUPLINGS

FIELD
ATTACHABLE
G1 & G2
COUPLINGS

LOW
PRESSURE
COUPLINGS

GLX
COUPLINGS

POLARSEAL
COUPLINGS

POWER
STEERING

PCTS
THERMO-
PLASTIC
COUPLINGS

ADAPTERS

ACCESSORIES

QUICK
DISCONNECT
COUPLERS

BALL VALVES

ASSEMBLY
FABRICATION



Hose & Coupling Selection

Coupling/Thread Configurations

GlobalSpiral™ (GS) Couplings

for EFG6K, G6K, EFG5K, G5K, EFG4K, G4K, EFG3K, and G3K Hose

EQUIPMENT

HOSE/CPLG. SELECTION

GLOBALSPIRAL COUPLINGS

PCM COUPLINGS

PCS COUPLINGS

PCM/PCS FERRULES

MEGACRIMP COUPLINGS

POWER CRIMP COUPLINGS

FIELD ATTACHABLE G1 & G2 COUPLINGS

LOW PRESSURE COUPLINGS

GLX COUPLINGS

POLARSEAL COUPLINGS

POWER STEERING

PCTS THERMO-PLASTIC COUPLINGS

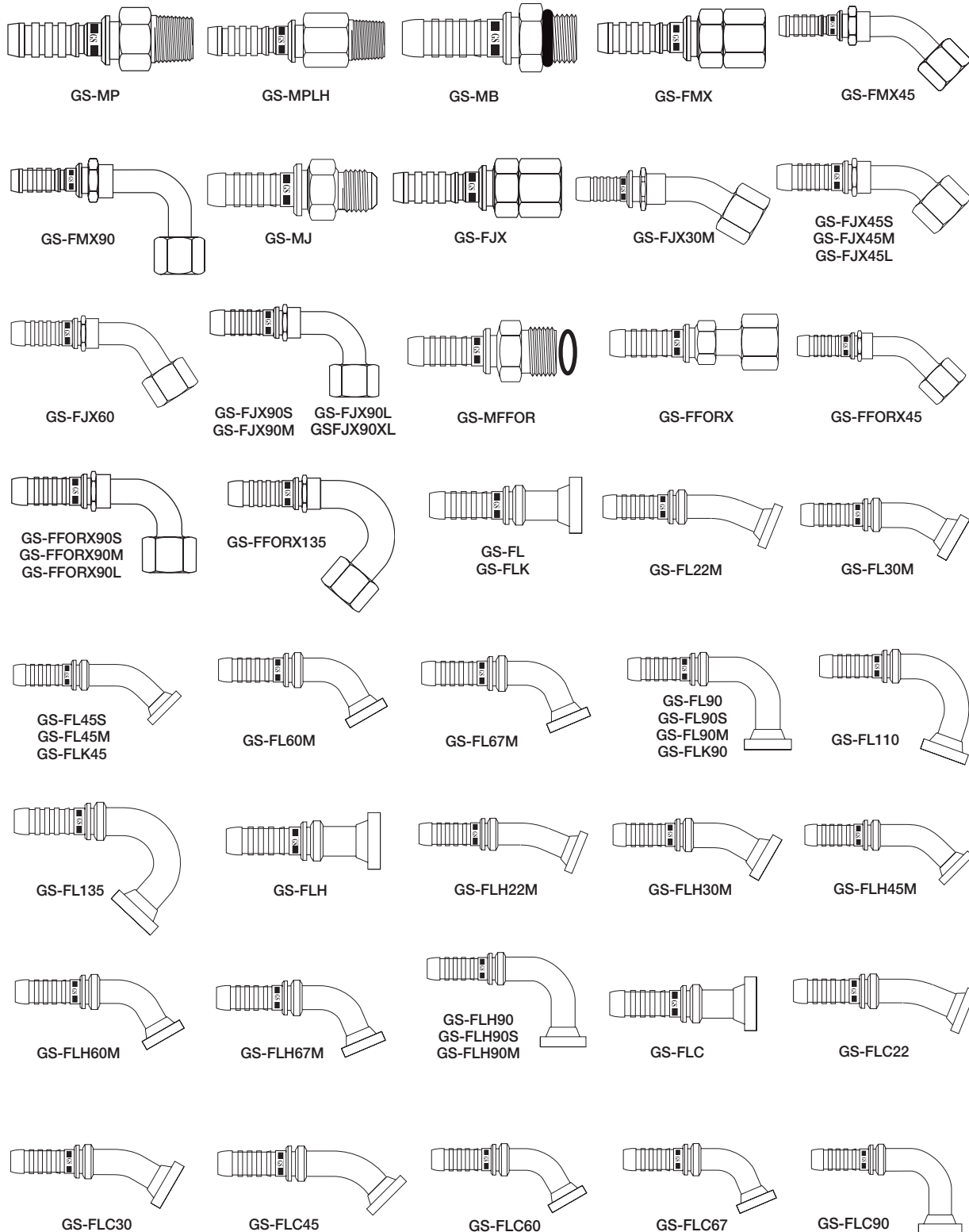
ADAPTERS

ACCESSORIES

QUICK DISCONNECT COUPLERS

BALL VALVES

ASSEMBLY FABRICATION

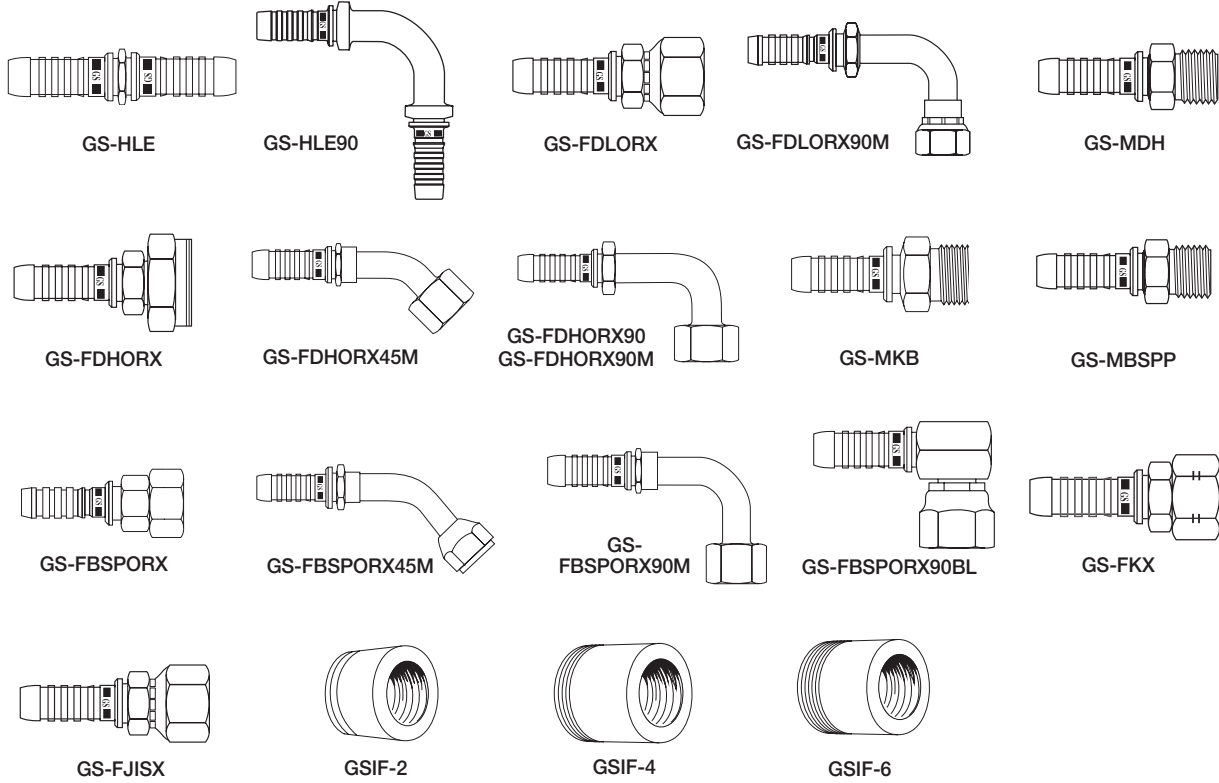




Coupling/Thread Configurations

GlobalSpiral™ (GS) Couplings

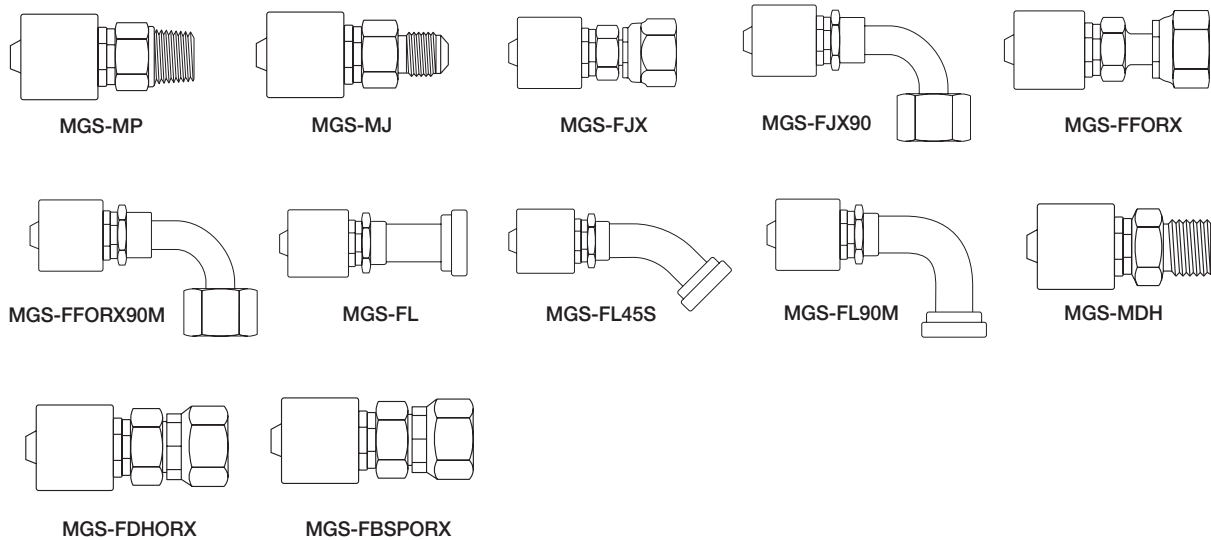
for EFG6K, G6K, EFG5K, G5K, EFG4K, G4K, EFG3K and G3K Hose (Continued)



GlobalSpiral™ (GS) Couplings –

One-Piece Couplings for Use with MobileCrimp® Crimpers

for EFG6K, G6K, EFG5K, G5K, EFG4K, G4K, EFG3K and G3K Hose



EQUIPMENT

HOSE/CPLG. SELECTION

GLOBALSPIRAL COUPLINGS

PCM COUPLINGS

PCS COUPLINGS

PCM/PCS FERRULES

MEGACRIMP COUPLINGS

POWER CRIMP COUPLINGS

FIELD ATTACHABLE G1 & G2 COUPLINGS

LOW PRESSURE COUPLINGS

GLX COUPLINGS

POLARSEAL COUPLINGS

POWER STEERING

PCTS THERMO-PLASTIC COUPLINGS

ADAPTERS

ACCESSORIES

QUICK DISCONNECT COUPLERS

BALL VALVES

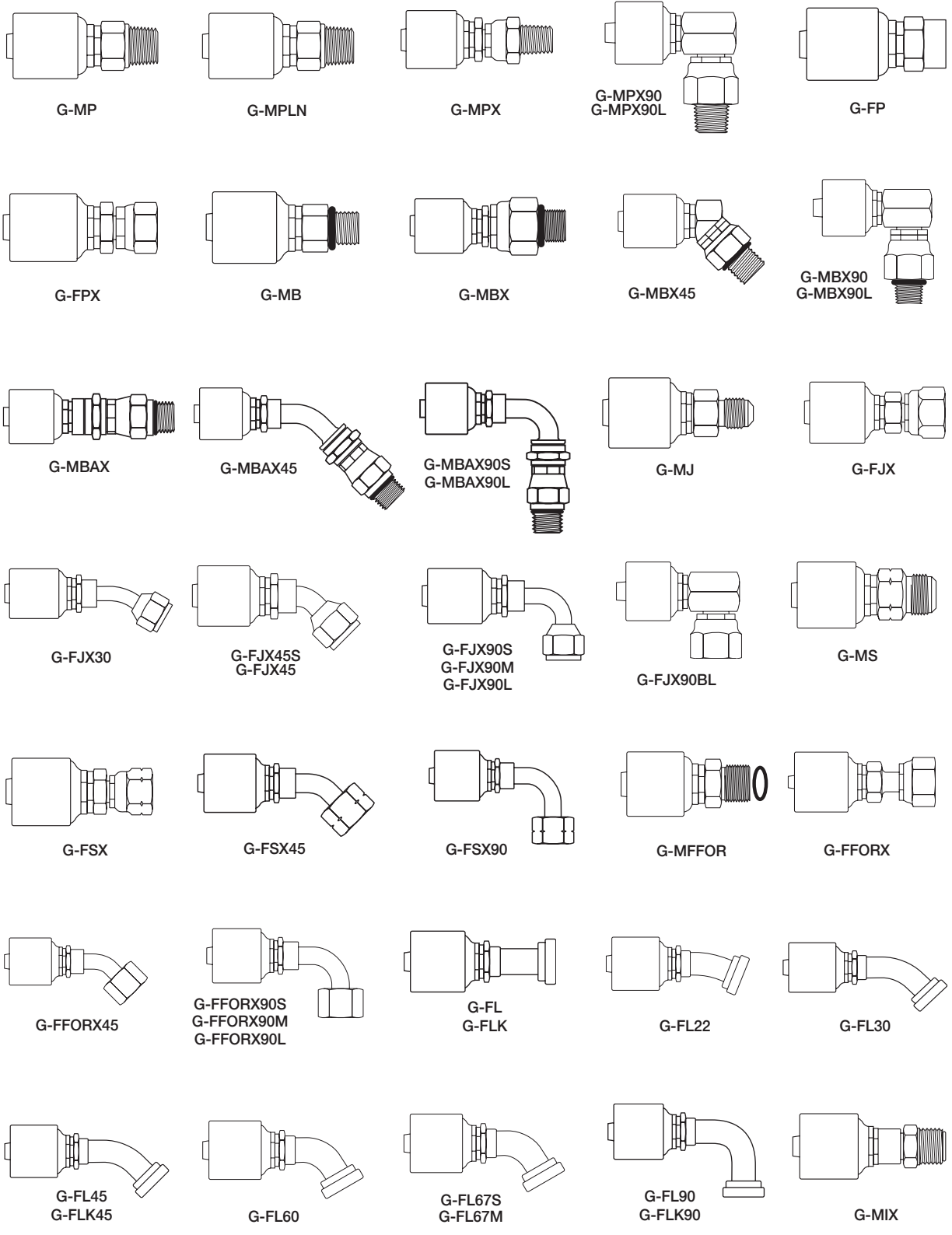
ASSEMBLY FABRICATION



Hose & Coupling Selection

MegaCrimp® Couplings for High and Medium Pressure Hoses

EQUIPMENT
HOSE/CPLG. SELECTION
GLOBALSPIRAL COUPLINGS
PCM COUPLINGS
PCS COUPLINGS
PCM/PCS FERRULES
MEGACRIMP COUPLINGS
POWER CRIMP COUPLINGS
FIELD ATTACHABLE G1 & G2 COUPLINGS
LOW PRESSURE COUPLINGS
GLX COUPLINGS
POLARSEAL COUPLINGS
POWER STEERING
PCTS THERMO-PLASTIC COUPLINGS
ADAPTERS
ACCESSORIES
QUICK DISCONNECT COUPLERS
BALL VALVES
ASSEMBLY FABRICATION

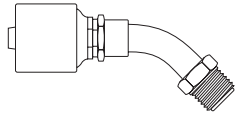




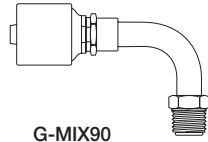
Coupling/Thread Configurations

MegaCrimp® Couplings

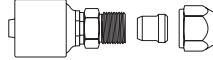
for High and Medium Pressure Hoses (Continued)



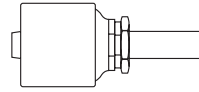
G-MIX45



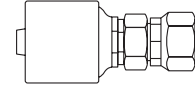
G-MIX90



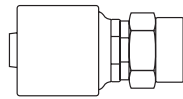
G-MFA



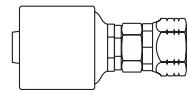
G-NASP



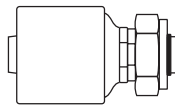
G-FABX



G-FG



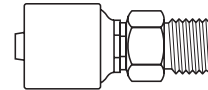
G-FZX



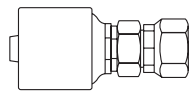
G-PWX



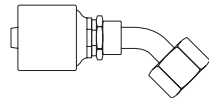
G-BJ



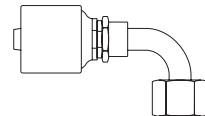
G-MDL



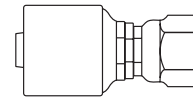
G-FDLORX



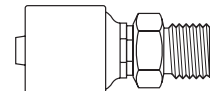
G-FDLORX45



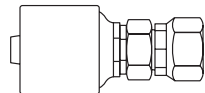
G-FDLORX90



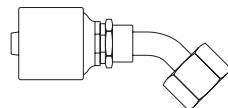
G-FFGX



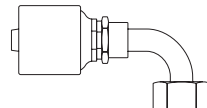
G-MDH



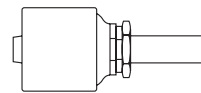
G-FDHORX



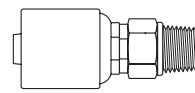
G-FDHORX45



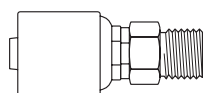
G-FDHORX90



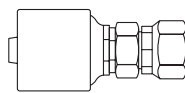
G-MLSP



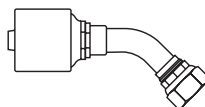
G-MBSPT



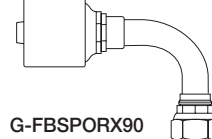
G-MBSPP



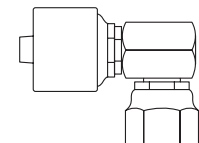
G-FBSPORX



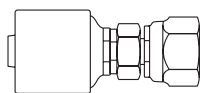
G-FBSPORX45



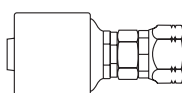
G-FBSPORX90



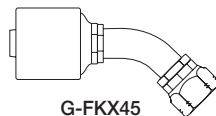
G-FBSPORX90BL



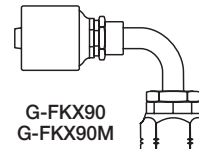
G-FBFFX



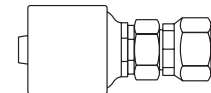
G-FKX



G-FKX45
G-FKX45M



G-FKX90
G-FKX90M



G-FJISX

EQUIPMENT

HOSE/CPLG.
SELECTION

GLOBALSPIRAL
COUPLINGS

PCM
COUPLINGS

PCS
COUPLINGS

PCM/PCS
FERRULES

MEGACRIMP
COUPLINGS

POWER
CRIMP
COUPLINGS

FIELD
ATTACHABLE
G1 & G2
COUPLINGS

LOW
PRESSURE
COUPLINGS

GLX
COUPLINGS

POLARSEAL
COUPLINGS

POWER
STEERING

PCTS
THERMO-
PLASTIC
COUPLINGS

ADAPTERS

ACCESSORIES

QUICK
DISCONNECT
COUPLERS

BALL VALVES

ASSEMBLY
FABRICATION



EQUIPMENT
HOSE/CPLG. SELECTION
GLOBALSPIRAL COUPLINGS
PCM COUPLINGS
PCS COUPLINGS
PCM/PCS FERRULES
MEGACRIMP COUPLINGS
POWER CRIMP COUPLINGS
FIELD ATTACHABLE G1 & G2 COUPLINGS
LOW PRESSURE COUPLINGS
GLX COUPLINGS
POLARSEAL COUPLINGS
POWER STEERING
PCTS THERMO-PLASTIC COUPLINGS
ADAPTERS
ACCESSORIES
QUICK DISCONNECT COUPLERS
BALL VALVES
ASSEMBLY FABRICATION

Chemical Resistance Ratings for Gates Hose Polymers, Couplings and Adapter Materials

The Chemical Resistance Table lists the relative resistance of hose and coupling materials to more common chemicals. These ratings do not cover all possible variations of all factors, such as temperature, concentration, degradation or fluid contamination, etc. Testing under actual conditions is the best way to ensure chemical compatibility for critical applications.

For specific information, contact Gates Hose/Connector Product Application, Denver, Colorado.

Rating Scale

“1” Excellent resistance

“2” Good resistance

“X” Not recommended

“—” Testing recommended

How to Use the Chemical Resistance Table

1. Chemicals are listed alphabetically.
2. Find the hose, coupling and adapter material type that has a resistance rating of “1” or “2” (See Rating Scale).
3. Find hose(s) with compatible polymer(s) in the Gates Hydraulic Hose Selection Guide.
4. Look for compatible couplings for the selected hose(s) by following the hose page references in the Selection Guide.

NOTE: O-Rings used with couplings also must be considered for chemical compatibility with the fluid to be conveyed. This includes couplings containing internal O-rings; for example, MPX (Male Pipe Swivel). Gates standard O-ring is made of Nitrile. If O-rings other than Nitrile are required, contact Gates Denver.



Chemical Resistance Table

Rating Scale: 1 Excellent 2 Good resistance X Not recommended - Testing recommended	Gates Hose Polymers							Couplings & Adapters					
	Trade Names							Carbon Steel Stainless Steel 304 Stainless Steel 316 Aluminum Brass	Carbon Steel Stainless Steel 304 Stainless Steel 316 Aluminum Brass	Carbon Steel Stainless Steel 304 Stainless Steel 316 Aluminum Brass	Carbon Steel Stainless Steel 304 Stainless Steel 316 Aluminum Brass	Carbon Steel Stainless Steel 304 Stainless Steel 316 Aluminum Brass	Carbon Steel Stainless Steel 304 Stainless Steel 316 Aluminum Brass
	A	C	C ₂	J	Z								
	Neoprene Nitrile	Nitrile/PVC	CPE	Hypalon	Urethane (Cover rating only)	PTFE	Nylon						
Chemical Name	Neoprene Nitrile	Nitrile/PVC	CPE	Hypalon	Urethane (Cover rating only)	PTFE	Nylon	Carbon Steel	Stainless Steel 304	Stainless Steel 316	Aluminum	Brass	
Hydrogen Chloride Gas	-	-	-	1	-	1	-	-	1	1	-	-	
Hydrogen Cyanide Gas	-	-	-	-	-	-	-	-	-	-	1	-	
Hydrogen Fluoride (Under 100°F)	-	X	-	-	-	1	-	2	2	1	-	-	
Hydrogen Peroxide, Dilute	1	2	-	-	-	1	1	1	-	1	-	-	
Hydrogen Peroxide, 10%	X	1	X	1	2	X	1	X	X	2	1	X	
Hydrogen Peroxide, 30%	X	2	X	1	2	X	1	X	X	2	1	X	
Hydrogen Peroxide, 70%	X	X	X	1	-	X	1	X	X	2	1	X	
Hydrogen Peroxide, 90%	X	X	-	-	-	1	-	X	2	1	-	X	
Hydrogen Sulfide	2	X	-	-	-	1	1	2	2	1	-	X	
Hydrogen Sulfide Aqueous Solution	2	X	-	-	-	1	-	X	-	-	X	-	
Hydrogen Sulfide, Gas	-	-	-	-	-	-	-	-	-	-	-	-	
Hydrolube, Water Glycol	2	1	-	-	-	X	1	-	1	1	-	1	
Hydrolube Oil, Houghton	-	2	-	-	-	2	1	1	-	-	-	-	
Hydroquinone	X	-	-	-	X	-	1	-	1	1	2	-	
Hykl No.6 (33%); Water (67%)	-	2	-	-	-	-	1	-	1	-	-	-	
Hypochlorous Acid (Under 120°F)	X	X	X	-	2	-	1	1	2	2	2	X	
Hypoid Grease (Parapoid 10-C)	-	1	-	-	-	-	1	-	-	-	-	-	

○ Cover stock rating only; Rating for tube stock "X"
*Use Gates fuel hose or contact Denver Product Applications Department.

Rating Scale: 1 Excellent 2 Good resistance X Not recommended - Testing recommended	Gates Hose Polymers							Couplings & Adapters					
	Trade Names							Carbon Steel Stainless Steel 304 Stainless Steel 316 Aluminum Brass	Carbon Steel Stainless Steel 304 Stainless Steel 316 Aluminum Brass	Carbon Steel Stainless Steel 304 Stainless Steel 316 Aluminum Brass	Carbon Steel Stainless Steel 304 Stainless Steel 316 Aluminum Brass	Carbon Steel Stainless Steel 304 Stainless Steel 316 Aluminum Brass	Carbon Steel Stainless Steel 304 Stainless Steel 316 Aluminum Brass
	A	C	C ₂	J	Z								
	Neoprene Nitrile	Nitrile/PVC	CPE	Hypalon	Urethane (Cover rating only)	PTFE	Nylon						
Chemical Name	Neoprene Nitrile	Nitrile/PVC	CPE	Hypalon	Urethane (Cover rating only)	PTFE	Nylon	Carbon Steel	Stainless Steel 304	Stainless Steel 316	Aluminum	Brass	
Lead, Tetraethyl (Under 100°F)	X	2	X	-	X	-	1	2	-	-	-	-	
Lead, Tetramethyl	X	2	X	-	X	1	1	-	-	-	-	-	
Lecithin	2	X	-	-	-	-	1	-	-	1	1	-	
Ligroin (Petroleum Ether, Under 120°F)	X	1	-	-	X	-	1	-	2	1	1	X	
Lime (Chlorinated, Free Chlorine 20%)	-	1	-	1	-	1	-	-	-	2	-	-	
Lime Bleach (Under 100°F)	X	2	X	-	X	-	-	-	X	2	1	-	
Lime Sulphur	1	X	-	-	-	2	1	2	2	1	1	X	
Lime Sulfur (Under 135°F)	1	X	X	-	2	-	2	1	2	1	1	X	
Lindane (Ag Spray)	-	-	-	-	-	-	1	1	-	1	1	-	
Linoleic Acid	X	2	X	-	-	-	1	-	X	2	1	-	
Linseed Oil	X	1	-	-	-	-	1	1	1	1	2	2	
Linseed Oil (Boiled)	2	2	1	1	1	1	1	-	2	1	1	2	
Lubricating Oil (SAE 10, 20, 30, 40, 50)	2	2	-	-	-	-	1	1	1	1	1	1	
Lubricating Oils (Diester, Under 135°F)	X	2	X	-	-	X	1	1	1	1	1	1	

EQUIPMENT
HOSE/CPLG. SELECTION
GLOBALSPIRAL COUPLINGS
PCM COUPLINGS
PCS COUPLINGS
PCM/PCS FERRULES
MEGACRIMP COUPLINGS
POWER CRIMP COUPLINGS
FIELD ATTACHABLE G1 & G2 COUPLINGS
LOW PRESSURE COUPLINGS
GLX COUPLINGS
POLARSEAL COUPLINGS
POWER STEERING
PCTS THERMO-PLASTIC COUPLINGS
ADAPTERS
ACCESSORIES
QUICK DISCONNECT COUPLERS
BALL VALVES
ASSEMBLY FABRICATION



Chemical Resistance Table

Rating Scale: 1 Excellent 2 Good resistance X Not recommended - Testing recommended	Gates Hose Polymers							Couplings & Adapters					
	Trade Names							Carbon Steel	Stainless Steel 304	Stainless Steel 316	Aluminum	Brass	
	A	C	C ₂	J	Z								
Chemical Name	Neoprene	Nitrile	Nitrile/PVC	CPE	Hypalon	Urethane (cover rating only)	PTFE	Nylon	Carbon Steel	Stainless Steel 304	Stainless Steel 316	Aluminum	Brass
Type III Fuel (MIL-3136) ASTM Fuel B	X	1	-	-	-	-	1	-	1	1	1	1	-
U													
Ucon Hydrolube Types 150CP, 200CP	-	1	-	-	-	2	1	1	1	1	1	1	1
Ucon Hydrolube Types 275CP, 300CP, 550CP	-	-	-	-	-	-	1	-	-	-	-	-	-
Ucon M1	-	1	-	-	-	2	1	1	1	1	1	1	1
Union ATF Dexron	-	1	-	-	-	2	1	1	1	1	1	-	-
Union ATF Type F	-	1	-	-	-	2	1	1	1	1	1	1	-
Union C-2 Fluid	-	1	-	-	-	2	1	1	1	1	1	-	-
Union C-POil	-	1	-	-	-	2	1	1	1	1	1	1	-
Union Hydraulic Oil AW	-	1	-	-	-	2	1	1	1	1	1	1	1
Union Hydraulic Tractor Fluid	-	1	-	-	-	2	1	1	1	1	1	1	1
Urea Solution	1	2	-	1	1	2	1	1	1	1	1	2	-
V													
Varnish	X	X	X	-	X	-	1	1	2	1	1	1	2
Vegetable Oils	2	1	2	1	-	2	1	1	1	1	1	1	2
Vegetable Oil (Hot)	-	-	-	-	-	-	1	1	2	2	2	1	2
Versilube	1	1	-	-	-	-	1	-	1	1	1	1	-
Versilube F-50, F-44	2	2	2	-	2	2	1	1	1	1	1	1	1
Vinegar	2	X	X	2	X	-	1	1	X	2	1	X	X
Vinyl Acetate	X	X	X	1	X	-	1	-	2	1	2	1	2
Vinyl Chloride (Chloroethylene, Monomer)	X	X	X	X	X	-	1	-	2	1	1	2	X
Vitrea Oils	X	X	X	-	-	2	1	1	1	1	1	-	-

Rating Scale: 1 Excellent 2 Good resistance X Not recommended - Testing recommended	Gates Hose Polymers							Couplings & Adapters					
	Trade Names							Carbon Steel	Stainless Steel 304	Stainless Steel 316	Aluminum	Brass	
	A	C	C ₂	J	Z								
Chemical Name	Neoprene	Nitrile	Nitrile/PVC	CPE	Hypalon	Urethane (cover rating only)	PTFE	Nylon	Carbon Steel	Stainless Steel 304	Stainless Steel 316	Aluminum	Brass
W													
Water	1	1	1	1	1	1	1	1	2	1	1	1	1
Water, Acid Mine	2	X	-	-	-	-	1	1	X	2	2	X	X
Water, Brine	2	2	-	-	1	1	1	1	X	2	2	-	-
Water Deionized, (Demineralized)	-	-	-	-	-	-	1	-	-	-	-	-	-
Water, Distilled	2	1	-	-	1	1	1	1	X	1	1	1	1
Water, Fresh	1	1	-	-	-	-	1	1	X	1	1	1	X
Water In Oil Emulsions	-	-	-	-	-	-	2	1	-	-	-	-	-
Water, Potable (FDA Tube Only)	Use FDA Hose Only												
Water, Salt	2	1	-	-	-	-	1	1	X	2	2	X	X
White & Bagley No. 2190	2	1	-	-	-	-	1	-	-	-	-	-	-
Cutting Oil	2	1	1	1	1	1	-	1	2	2	2	1	-
Wines	2	1	-	1	2	1	1	1	1	1	1	1	-
Wood Oil	2	1	-	1	2	1	1	1	1	1	1	1	-
X													
Xylene	X	X	-	X	-	2	1	X	2	2	2	-	-
Z													
Zeric	-	1	-	-	-	2	1	2	-	-	-	-	-
Zinc Acetate	2	X	-	-	X	-	1	2	1	1	1	1	1
Zinc Chloride Solutions	1	1	1	1	1	-	1	1	X	2	1	X	X
Zinc Chromate	-	-	-	1	1	-	1	-	-	1	1	-	-
Zinc Hydrate	-	-	-	-	-	2	1	-	-	-	-	-	-
Zinc Sulfate Solutions	2	2	2	1	2	-	1	2	X	2	1	X	X

○ Cover stock rating only; Rating for tube stock "X"
*Use Gates fuel hose or contact Denver Product Applications Department.

- EQUIPMENT
- HOSE/CPLG. SELECTION
- GLOBAL SPIRAL COUPLINGS
- PCM COUPLINGS
- PCS COUPLINGS
- PCM/PCS FERRULES
- MEGACRIMP COUPLINGS
- POWER CRIMP COUPLINGS
- FIELD ATTACHABLE G1 & G2 COUPLINGS
- LOW PRESSURE COUPLINGS
- GLX COUPLINGS
- POLARSEAL COUPLINGS
- POWER STEERING
- PCTS THERMO-PLASTIC COUPLINGS
- ADAPTERS
- ACCESSORIES
- QUICK DISCONNECT COUPLERS
- BALL VALVES
- ASSEMBLY FABRICATION



Hose & Coupling Selection

EQUIPMENT
HOSE/CPLG. SELECTION
GLOBALSPIRAL COUPLINGS
PCM COUPLINGS
PCS COUPLINGS
PCM/PCS FERRULES
MEGACRIMP COUPLINGS
POWER CRIMP COUPLINGS
FIELD ATTACHABLE G1 & G2 COUPLINGS
LOW PRESSURE COUPLINGS
GLX COUPLINGS
POLARSEAL COUPLINGS
POWER STEERING
PCTS THERMO-PLASTIC COUPLINGS
ADAPTERS
ACCESSORIES
QUICK DISCONNECT COUPLERS
BALL VALVES
ASSEMBLY FABRICATION

Nomographic Chart

Flow Capacity of Hose Assemblies at Recommended Flow Velocities

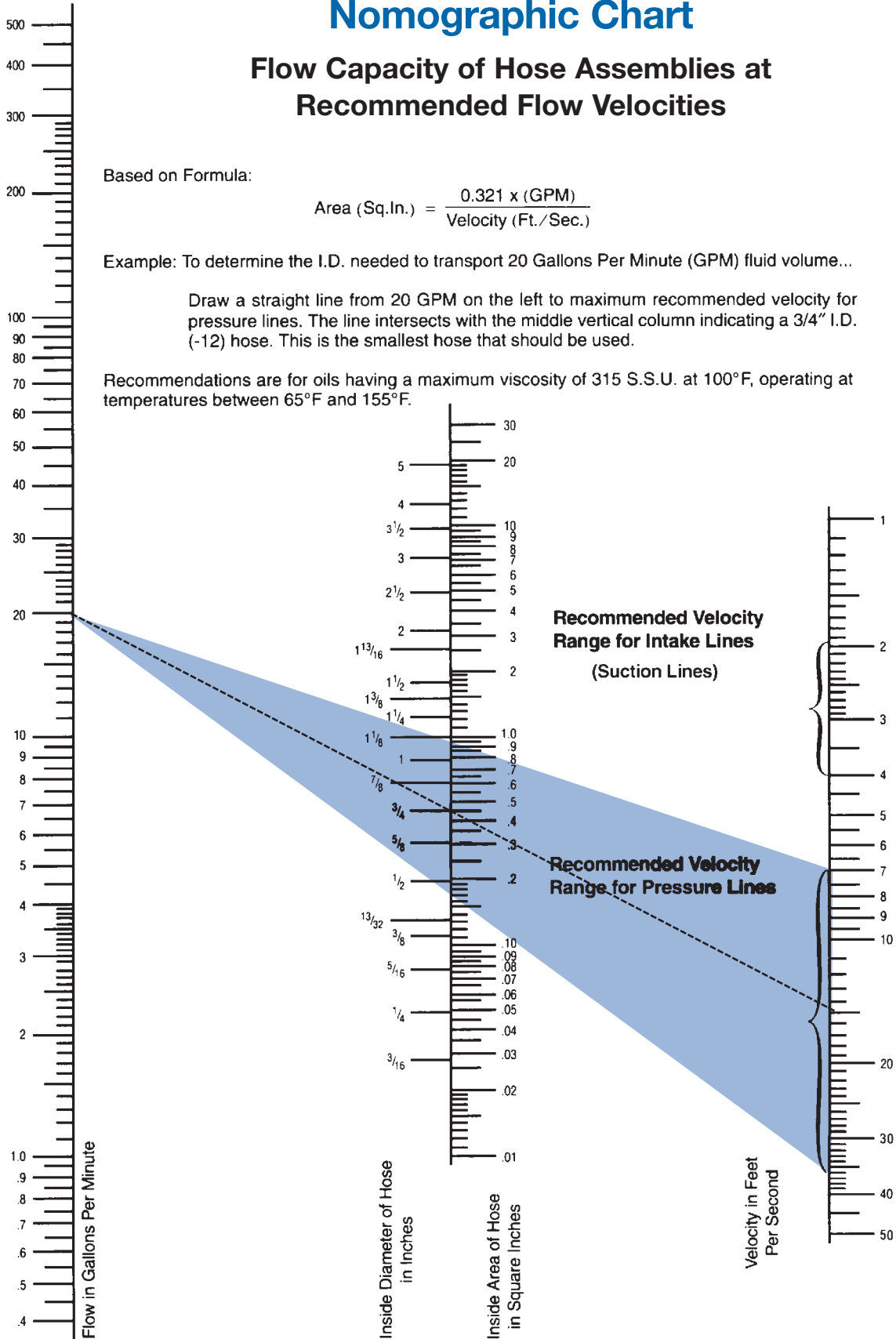
Based on Formula:

$$\text{Area (Sq.In.)} = \frac{0.321 \times (\text{GPM})}{\text{Velocity (Ft./Sec.)}}$$

Example: To determine the I.D. needed to transport 20 Gallons Per Minute (GPM) fluid volume...

Draw a straight line from 20 GPM on the left to maximum recommended velocity for pressure lines. The line intersects with the middle vertical column indicating a 3/4" I.D. (-12) hose. This is the smallest hose that should be used.

Recommendations are for oils having a maximum viscosity of 315 S.S.U. at 100°F, operating at temperatures between 65°F and 155°F.





Properties of C14 PTFE Tube

Tensile Strength, 73°F (23°C)		1500-3000 Lb./Sq. In.
Elongation, 73°F (23°C)		100-200%
Stiffness, 73°F (23°C)		60,000 Lb./Sq. In.
Impact Strength	@70°F (21°C)	2.0 Ft.-Lb./In.
	@73°F (23°C)	3.5 Ft.-Lb./In.
	@170°F (77°C)	6.0 Ft.-Lb./In.
Hardness, Durometer		D55-D70 Shore D
Compressive Stress at	1% Deformation @73°F (23°C)	600 Lb./Sq.In.
	1% Offset @73°F (23°C)	1000 Lb./Sq.In.
	Deformation Under Load, 24 Hrs. @ 122°F (50°C)	
	1200 Lb./Sq.In.	4-8%
	2000 Lb./Sq.In.	25%
Heat-Distortion Temperature @66 Lb./Sq. In.		250°F (121°C)
Coefficient of Linear Thermal Expansion per °F; 77-140°F (25-60°C)		5.5×10^{-5}
Thermal Conductivity 0.18 In.		1.7 B.T.U./Hr./Sq.Ft./°F/In.
Specific Heat		0.25 B.T.U./Lb./°F
Water Absorption		0.0%
Flammability		Nonflammable
Specific Gravity		2.1-2.3

EQUIPMENT

HOSE/CPLG.
SELECTIONGLOBALSPIRAL
COUPLINGSPCM
COUPLINGSPCS
COUPLINGSPCM/PCS
FERRULESMEGACRIMP
COUPLINGSPOWER
CRIMP
COUPLINGSFIELD
ATTACHABLE
G1 & G2
COUPLINGSLOW
PRESSURE
COUPLINGSGLX
COUPLINGSPOLARSEAL
COUPLINGSPOWER
STEERINGPCTS
THERMO-
PLASTIC
COUPLINGS

ADAPTERS

ACCESSORIES

QUICK
DISCONNECT
COUPLERS

BALL VALVES

ASSEMBLY
FABRICATION



EQUIPMENT

HOSE/CPLG. SELECTION

GLOBALSPIRAL COUPLINGS

PCM COUPLINGS

PCS COUPLINGS

PCM/PCS FERRULES

MEGACRIMP COUPLINGS

POWER CRIMP COUPLINGS

FIELD ATTACHABLE G1 & G2 COUPLINGS

LOW PRESSURE COUPLINGS

GLX COUPLINGS

POLARSEAL COUPLINGS

POWER STEERING

PCTS THERMO-PLASTIC COUPLINGS

ADAPTERS

ACCESSORIES

QUICK DISCONNECT COUPLERS

BALL VALVES

ASSEMBLY FABRICATION

Electrostatic Discharge

Most applications of PTFE hose do not require the use of a conductive inner tube. Under certain applications, the potential for Static Discharge must be considered. Be aware that static electricity can be a hazard. Under those conditions where static discharge can occur, the use of conductive Gates C14CT hose is recommended. The following should serve to increase your knowledge and understanding of this phenomenon and how to avoid its occurrence:

When two different materials contact each other, electrons from one material can move across its boundary and associate with the other. These electrons align themselves with the material contacted. If the two materials are good conductors of electricity, the positive and negative electrons flow back and forth between them, keeping them in balance. If one or both are insulators, the flow will not occur. A charge will then build up on the surface of one of the materials. When the charge exceeds the electric strength of the material, electric breakdown results.

In applying this to PTFE hose, we have to consider fluids and gases that are poor conductors of electricity and the flow rates of those fluids and gases. In order for a liquid or gas to be a poor electrical conductor, it will generally satisfy one or both of the following conditions:

1. Be nonpolar; that is, an imbalance between protons and electrons, and/or
2. Contain a nonmixable component or a suspended solid; such as water in kerosene.

So when a liquid contacts a PTFE tube that isn't a good conductor (white PTFE innercore), the result is phase separation and the electric charge starts to build. The rate at which static electricity builds up now becomes a function of the fluid flow rate. When the electric strength of the PTFE tube is exceeded, the electric charge will **puncture the tube wall and ground itself on the stainless steel braid of the hose.**

In hydraulics, high pressures generally mean high velocities. Historically, fluids were filtered upstream of the hoses using metallic filter elements. The metallic element helped to ground the charge. But, today, most filtration is done with paper-type and glass-fiber filter elements that have a tendency to inject an electrostatic charge into the fluid they are filtering.

Steam and fuels are two specific areas of concern. No hoses in this catalog can or should be used in steam applications. Contact Gates Product Application for proper hose recommendation.

Fuels (i.e., gasoline and white spirits, hydrazine, benzene, diesel oils, etc.) are, for the most part, "nonconductive" liquids and have a resistance greater than 108 ohm. These fluids usually are transferred at fairly low velocities, but there still is a potential for an electrostatic discharge due to external factors, such as humidity and, to some extent, temperature. You should take all of these factors into account even at fluid velocities at or below 1 meter per second.

When using PTFE hose, you can offset the potential hazard of electrostatic discharge by using a conductive Gates C14CT hose. Carbon is added to the PTFE inner tube wall during manufacture. The carbon layer directs the electrostatic charge down the inner diameter of the hose to the metal end fittings. This prevents the charge from building up on the inner tube wall.

So, it's important to examine any application where nonconductive fluids are used and any of the above conditions exist. This section is not meant to cover all conditions or situations when they involve fuels, steam or other media which may cause electrostatic buildup or potential discharge. If you need help on any individual application, contact Hose/Connector Product Application, Denver.

Following is a list of some of the chemicals that meet at least one of the criteria necessary to create electrostatic discharge:

- Cyclohexane
- Decalin
- Diacetone
- Dibutyl Ether
- Dibutyl Phthalate
- Dibutyl Sebacate
- Dimethyl Phthalate
- Dioctyl Phthalate
- Dipentene
- Fuel Oil
- Gasoline
- Hexane
- Hexene
- Hydrazine
- Kerosene
- Lacquers
- Lacquer Solvents
- Naphtha
- Naphthalene
- Octane
- Paint
- Petroleum
- Pinene
- Silicone Oils
- Skydrol 500 & 700
- Steam
- Toluene
- Transformer Oil
- Turpentine
- Varnish
- Versilube

General Industry Practice has identified the above fluids as requiring a conductive hose—Gates C14CT.



Effusion/Corrosion for PTFE Hose and Hose Assemblies

What is Effusion?

It is the process where chemical molecules move through the PTFE wall and escape from a hose or hose assembly. It is sometimes called permeation. The rate at which effusion occurs depends upon temperature, pressure, wall thickness and the hose material.

The fact that effusion occurs isn't the problem. This process will happen with most all media in most hose material.

The basic issues are:

1. At what rate will effusion occur?
2. How hazardous are the media?
3. In what kind of environment does effusion take place; closed room, outside, etc.?

General media concerns regarding the potential effects of effusion:

- Media where corrosion is not of concern, but effusion may displace the air we breathe, thus becoming a hazard to personnel.

Some of the chemicals in this category are:

- Carbon Dioxide
- Nitrogen
- Steam
- Oxygen
- Helium
- Neon
- Argon
- Xenon
- Krypton

- Media that can effuse in their "vapor phase"; i.e., their boiling point is below approximately +52°C (+125°F) at atmospheric pressure. These media can form chemicals that can corrode the braid and/or cause injury to personnel.

Some of these include:

- Acetaldehyde (Flammable, toxic)
- Benzene (Flammable, toxic)
- Liquid Butane (Flammable)
- Carbon Disulfide (Flammable, toxic)
- Diethyl Ether (Flammable, narcotic)
- Ethyl Mercaptan (Flammable, toxic)
- Hydrochloric Acid (Corrosive, toxic)

- Lacquer Solvents (Flammable)
- Methyl Bromide (Flammable, toxic, corrosive)
- Methylene Chloride (Toxic)
- Methyl Formate (Flammable, toxic)
- Liquid Propane (Flammable)
- Sulphur Trioxide (Corrosive, toxic)
- Liquid Chlorine (Corrosive, toxic)

- Media with the potential to effuse and cause corrosion of the braid reinforcement and fitting materials. These chemicals are all gases while at atmospheric pressure and a temperature of +13°C (+56°F) or lower.

Some of these chemicals are:

- Acetylene (Flammable)
- Butadiene (Flammable)
- Butane Gas (Flammable)
- Carbon Monoxide (Toxic, flammable)
- Chlorine (Toxic, corrosive)
- Chlorine Trifluoride (Toxic, corrosive)
- Ethyl Chloride (Toxic, corrosive)
- Hydrogen (Flammable)
- Hydrogen Chloride (Corrosive, toxic)
- Hydrogen Sulfide (Flammable, toxic)
- Hydrocyanic Acid (Flammable, toxic)
- Hydrogen Cyanide (Flammable, toxic)
- Coke Oven Gas (Flammable, toxic)
- Natural Gas (Flammable, toxic)
- Propane Gas (Flammable)
- Sulfur Dioxide (Corrosive)
- Vinyl Chloride Monomer (Toxic, corrosive)

It is important that hose assemblies used in these applications are installed in well-vented areas to avoid potential problems for personnel and/or equipment.

EQUIPMENT

HOSE/CPLG. SELECTION

GLOBALSPIRAL COUPLINGS

PCM COUPLINGS

PCS COUPLINGS

PCM/PCS FERRULES

MEGACRIMP COUPLINGS

POWER CRIMP COUPLINGS

FIELD ATTACHABLE G1 & G2 COUPLINGS

LOW PRESSURE COUPLINGS

GLX COUPLINGS

POLARSEAL COUPLINGS

POWER STEERING

PCTS THERMO-PLASTIC COUPLINGS

ADAPTERS

ACCESSORIES

QUICK DISCONNECT COUPLERS

BALL VALVES

ASSEMBLY FABRICATION



EQUIPMENT

HOSE/CPLG. SELECTION

GLOBALSPIRAL COUPLINGS

PCM COUPLINGS

PCS COUPLINGS

PCM/PCS FERRULES

MEGACRIMP COUPLINGS

POWER CRIMP COUPLINGS

FIELD ATTACHABLE G1 & G2 COUPLINGS

LOW PRESSURE COUPLINGS

GLX COUPLINGS

POLARSEAL COUPLINGS

POWER STEERING

PCTS THERMO-PLASTIC COUPLINGS

ADAPTERS

ACCESSORIES

QUICK DISCONNECT COUPLERS

BALL VALVES

ASSEMBLY FABRICATION

Hydraulic System Pressure Drop

What is Pressure Drop?

As related to our business, pressure drop is the difference between the pressure of a fluid as it enters one end of a hydraulic hose assembly and the pressure of that fluid as it leaves the other end. There will be a difference in pressure, and it will be less. How much less depends on what is between the beginning and end of the hose assembly. Here are some examples of things that can influence the amount of pressure drop.

1. FRICTION — This is the rubbing of fluid against the inside walls of the hose assembly.
2. TYPE OF FLUID — Different fluids behave differently under pressure. Thicker fluids are moved with greater difficulty and will exhibit greater pressure drop.
3. TEMPERATURE OF THE FLUID — Warming fluid thins it so it flows more easily, as with automotive oil.
4. LENGTH OF HOSE ASSEMBLY — The longer it is, the more surface there is for friction to decrease pressure.
5. SIZE (I.D.) OF HOSE — Affects the fluid velocity for a given flow rate. Higher velocities result in greater pressure drop. Therefore, a larger I.D. hose will produce less pressure drop.
6. TYPE OF COUPLINGS & ADAPTERS — Any change in bore or change in direction (such as with 45° or 90° elbows) can increase the amount of pressure drop.
7. FLOW RATE — Pressure drop increases with flow rate for same size hose.

Who Cares About Pressure Drop?

Suppose you need 4,000 psi of output from a hose assembly for hydraulic equipment to run efficiently. There will be some pressure drop and you must allow for it in helping to plumb the system with Gates hose, couplings and adapters. This means that the input pressure to the hose assembly must be equal to the output plus the amount of pressure drop. If the pressure drop in this example is 150 psi, then you will need 4,150 psi of input.

How Can You Determine the Amount of Pressure Drop?

That's the easy part of it. Contact your local Gates representative who is trained and equipped to quickly solve such problems for you. He will need input variables and fittings used from you as shown (see below). A Gates Pressure Drop analysis printed below will then be provided for your application.

Sample Pressure Drop Analysis

Input Variables:

Flow Rate: 15 (GPM)

Viscosity: 20.0 (Centistokes)

Specific Gravity: 0.85

Free Hose Length: 20.0 (ft)

Fittings Used:

1. Standard Straight Fitting

2. 90-Degree Angle Coupling

Dash Size (1/16")	Velocity (Ft/Sec)	Hose Pressure Drop (psi/Ft)	Total Pressure Drop-Hose & Fittings (psi)	(1) Reynolds Number	(2) Heat Gain (BTUH)	(3) Horsepower Loss
5	62.8	28.8	789.6	7584	17483	6.87
6	43.6	12.2	399.1	6320	8838	3.47
8	24.5	3.2	81.3	4740	1801	0.71
*10	15.7	1.1	31.2	3792	691	0.27
12	10.9	0.5	12.7	3160	280	0.11
16	6.1	0.1	2.6	2730	58	0.02
20	3.9	0.0	0.8	1896	18	0.01

*Recommended hose size, based on velocity, pressure drop, heat gain and hp loss.

(1) **Reynolds Number** = $\frac{\text{inertia flow forces}}{\text{friction forces (or viscosity)}}$
indicates the type of flow.

Reynolds No. Range	Type of Flow
0–2000	Laminar
2000–3000	Transient
3000 +	Turbulent

(2) **Heat Gain** is the total amount of energy converted to heat energy that will raise the fluid temperature if it is not dissipated.

(3) **Horsepower Loss** is a measure of the conversion of mechanical energy to heat energy and is related to system heat gain.



Pressure Drop Data Form

Fill in all the following BEFORE contacting your local Gates representative for assistance in solving pressure drop problems or contacting Gates Product Application. You can now conveniently calculate your own pressure drops by visiting www.gates.com/pressuredrop.

Your Name: _____

Date: ____/____/____

Customer's Name: _____ Location: _____

Type of Application: _____

I. FLUID DATA NEEDED:

A. Viscosity (thickness) in:

1. Centistokes (mm²/sec.) _____

or

or

2. Saybolt Seconds Universal (SSU) _____

or

or

3. Ft.²/sec. _____

B. Specific Gravity _____

C. Or, if you cannot determine A & B above, then give:

1. Fluid brand name and type _____

2. Fluid temperature _____

D. Flow rate (GPM) _____

II. HOSE DATA NEEDED:

A. Size (I.D.) in inches or dash size _____

B. Length of assembly in feet _____

III. COUPLING and ADAPTER DATA NEEDED:

List quantity and catalog description of each coupling and adapter used in the hose assembly.

EQUIPMENT

HOSE/CPLG.
SELECTION

GLOBAL SPIRAL
COUPLINGS

PCM
COUPLINGS

PCS
COUPLINGS

PCM/PCS
FERRULES

MEGACRIMP
COUPLINGS

POWER
CRIMP
COUPLINGS

FIELD
ATTACHABLE
G1 & G2
COUPLINGS

LOW
PRESSURE
COUPLINGS

GLX
COUPLINGS

POLARSEAL
COUPLINGS

POWER
STEERING

PCTS
THERMO-
PLASTIC
COUPLINGS

ADAPTERS

ACCESSORIES

QUICK
DISCONNECT
COUPLERS

BALL VALVES

ASSEMBLY
FABRICATION



Hose & Coupling Selection

Pressure Conversions

EQUIPMENT

HOSE/CPLG. SELECTION

GLOBALSPIRAL COUPLINGS

PCM COUPLINGS

PCS COUPLINGS

PCM/PCS FERRULES

MEGACRIMP COUPLINGS

POWER CRIMP COUPLINGS

FIELD ATTACHABLE G1 & G2 COUPLINGS

LOW PRESSURE COUPLINGS

GLX COUPLINGS

POLARSEAL COUPLINGS

POWER STEERING

PCTS THERMO-PLASTIC COUPLINGS

ADAPTERS

ACCESSORIES

QUICK DISCONNECT COUPLERS

BALL VALVES

ASSEMBLY FABRICATION

Metric to PSI (1 kPa = .145 psi)

Kilo Pascals (kPa)	Mega Pascals (MPa)	Bar (Bar)	Pounds per Square Inch (psi)
100	0.1	1	14.5
200	0.2	2	29.0
300	0.3	3	43.5
400	0.4	4	58.0
500	0.5	5	72.5
600	0.6	6	87.0
700	0.7	7	101.5
800	0.8	8	116.0
900	0.9	9	130.5
1,000	1.0	10	145.0
2,000	2.0	20	290.1
3,000	3.0	30	435.1
4,000	4.0	40	580.2
5,000	5.0	50	725.2
6,000	6.0	60	870.2
7,000	7.0	70	1,015.3
8,000	8.0	80	1,160.3
9,000	9.0	90	1,305.3
10,000	10	100	1,450
20,000	20	200	2,901
30,000	30	300	4,351
40,000	40	400	5,802
50,000	50	500	7,252
60,000	60	600	8,702
70,000	70	700	10,153
80,000	80	800	11,603
90,000	90	900	13,053
100,000	100	1000	14,504
200,000	200	2000	29,008
300,000	300	3000	43,511

PSI to Metric (1 psi = 6.89 kPa)

Pounds per Square Inch (psi)	Kilo Pascals (kPa)	Mega Pascals (MPa)	Bar (Bar)
10	68.9	0.07	0.7
20	137.9	0.14	1.4
30	206.8	0.21	2.1
40	275.8	0.28	2.8
50	344.7	0.34	3.4
60	413.7	0.41	4.1
70	482.6	0.48	4.8
80	551.6	0.55	5.5
90	620.5	0.62	6.2
100	689	0.7	6.9
200	1,379	1.4	13.8
300	2,068	2.1	20.7
400	2,758	2.8	27.6
500	3,447	3.4	34.5
600	4,137	4.1	41.4
700	4,826	4.8	48.3
800	5,516	5.5	55.2
900	6,205	6.2	62.1
1,000	6,895	6.9	68.9
2,000	13,790	13.8	137.9
3,000	20,684	20.7	206.8
4,000	27,579	27.6	275.8
5,000	34,474	34.5	344.7
6,000	41,369	41.4	413.7
7,000	48,263	48.3	482.6
8,000	55,158	55.2	551.6
9,000	62,053	62.1	620.5
10,000	68,948	68.9	689
20,000	137,895	137.9	1,379
30,000	206,843	206.8	2,068
40,000	275,790	275.8	2,758

Examples

(A) Convert 3,429 psi to the equivalent pressure in Bar.

$$\begin{array}{rcl}
 3,000 \text{ psi} & = & 206.8 \text{ Bar} \\
 + & & \\
 400 \text{ psi} & = & 27.6 \text{ Bar} \\
 + & & \\
 20 \text{ psi} & = & 1.4 \text{ Bar} \\
 + & & \\
 9 \text{ psi} & = & .62 \text{ Bar} \\
 \hline
 3429 \text{ psi} & = & 236.42 \text{ Bar}
 \end{array}$$

(B) Convert 3,429 psi to the equivalent pressure in MPa.

$$\begin{array}{rcl}
 3,000 \text{ psi} & = & 20.680 \text{ MPa} \\
 + & & \\
 400 \text{ psi} & = & 2.760 \text{ MPa} \\
 + & & \\
 20 \text{ psi} & = & .140 \text{ MPa} \\
 + & & \\
 9 \text{ psi} & = & .062 \text{ MPa} \\
 \hline
 3,429 \text{ psi} & = & 23.642 \text{ MPa}
 \end{array}$$

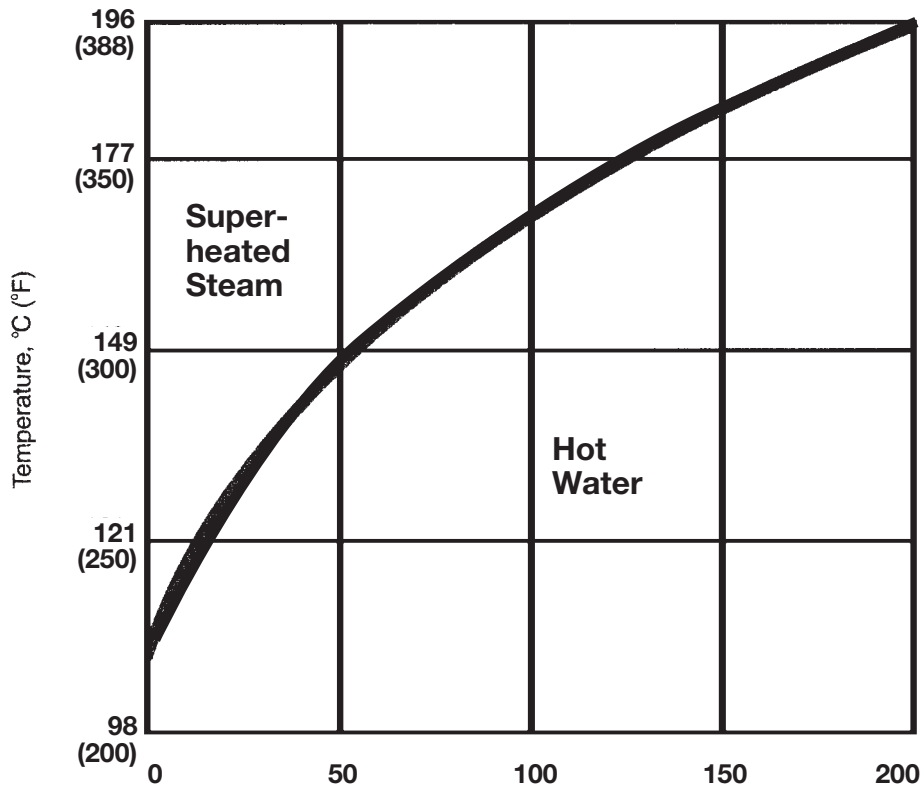


Steam Conditions

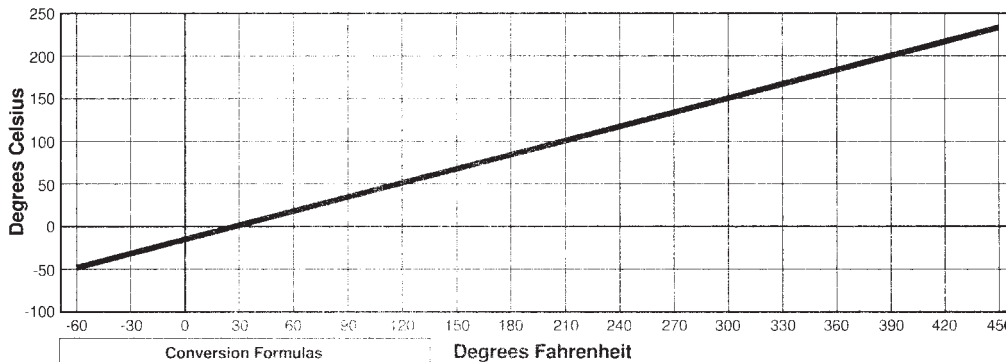
The chart below shows steam conditions. The heavy black line is the boiling point of water at various gauge pressures. Any point on the line represents saturated steam. Any point below the line represents Hot Water and any point above the line represents Superheated Steam.

Caution: 198°C (388°F) at 200 psi is the maximum recommended steam condition for Gates C14 hose.

Caution: Considering the potential for electrostatic discharge, Gates C14CT “conductive” hose is recommended.



Fahrenheit-Celsius Conversion



Conversion Formulas
 $^{\circ}\text{Celsius} = 0.56 (^{\circ}\text{F} - 32)$ $^{\circ}\text{F} = (1.8 ^{\circ}\text{C}) + 32$

* Teflon is a registered trademark of DuPont

EQUIPMENT

HOSE/CPLG. SELECTION

GLOBALSPIRAL COUPLINGS

PCM COUPLINGS

PCS COUPLINGS

PCM/PCS FERRULES

MEGACRIMP COUPLINGS

POWER CRIMP COUPLINGS

FIELD ATTACHABLE G1 & G2 COUPLINGS

LOW PRESSURE COUPLINGS

GLX COUPLINGS

POLARSEAL COUPLINGS

POWER STEERING

PCTS THERMO-PLASTIC COUPLINGS

ADAPTERS

ACCESSORIES

QUICK DISCONNECT COUPLERS

BALL VALVES

ASSEMBLY FABRICATION



Hose & Coupling Selection

Fahrenheit-Celsius Conversion

Look up a temperature reading in the middle column (shaded). If it's in degrees Centigrade, read the Fahrenheit equivalent in the right-hand column. If it's in degrees Fahrenheit, read the Centigrade equivalent in the left-hand column.

EQUIPMENT
HOSE/CPLG. SELECTION
GLOBALSPIRAL COUPLINGS
PCM COUPLINGS
PCS COUPLINGS
PCM/PCS FERRULES
MEGACRIMP COUPLINGS
POWER CRIMP COUPLINGS
FIELD ATTACHABLE G1 & G2 COUPLINGS
LOW PRESSURE COUPLINGS
GLX COUPLINGS
POLARSEAL COUPLINGS
POWER STEERING
PCTS THERMO-PLASTIC COUPLINGS
ADAPTERS
ACCESSORIES
QUICK DISCONNECT COUPLERS
BALL VALVES
ASSEMBLY FABRICATION

C	FC	F
-68	-90	-130
-62	-80	-112
-57	-70	-94
-51	-60	-76
-46	-50	-58
-40	-40	-40
-34	-30	-22
-29	-20	-4
-23	-10	14
-17.8	0	32
-17.2	1	33.8
-16.7	2	35.6
-16.1	3	37.4
-15.6	4	39.2
-15.0	5	41.0
-14.4	6	42.8
-13.9	7	44.6
-13.3	8	46.4
-12.8	9	48.2
-12.2	10	50.0
-11.7	11	51.8
-11.1	12	53.6
-10.6	13	55.4
-10.0	14	57.2
-9.4	15	59.0
-8.9	16	60.8
-8.3	17	62.6
-7.8	18	64.4
-7.2	19	66.2
-6.7	20	68.0
-6.1	21	69.8
-5.6	22	71.6
-5.0	23	73.4
-4.4	24	75.2
-3.9	25	77.0
-3.3	26	78.8
-2.8	27	80.6
-2.2	28	82.4
-1.7	29	84.2
-1.1	30	86.0
-.6	31	87.8
0	32	89.6
.6	33	91.4
1.1	34	93.2
1.7	35	95.0
2.2	36	96.8
2.8	37	98.6
3.3	38	100.4
3.9	39	102.2
4.4	40	104.0

C	FC	F
5.0	41	105.8
5.6	42	107.6
6.1	43	109.4
6.7	44	111.2
7.2	45	113.0
7.8	46	114.8
8.3	47	116.6
8.9	48	118.4
9.4	49	120.2
10.0	50	122.0
10.6	51	123.8
11.1	52	125.6
11.7	53	127.4
12.2	54	129.2
12.8	55	131.0
13.3	56	132.8
13.9	57	134.6
14.4	58	136.4
15.0	59	138.2
15.6	60	140.0
16.1	61	141.8
16.7	62	143.6
17.2	63	145.4
17.8	64	147.2
18.3	65	149.0
18.9	66	150.8
19.4	67	152.6
20.0	68	154.4
20.6	69	156.2
21.1	70	158.0
21.7	71	159.8
22.2	72	161.6
22.8	73	163.4
23.3	74	165.2
23.9	75	167.0
24.4	76	168.8
25.0	77	170.6
25.6	78	172.4
26.1	79	174.2
26.7	80	176.0
27.2	81	177.8
27.8	82	179.6
28.3	83	181.4
28.9	84	183.2
29.4	85	185.0
30.0	86	186.8
30.6	87	188.6
31.1	88	190.4
31.7	89	192.2
32.2	90	194.0
32.8	91	195.8

C	FC	F
33.3	92	197.6
33.9	93	199.4
34.4	94	201.2
35.0	95	203.0
35.6	96	204.8
36.1	97	206.6
36.7	98	208.4
37.2	99	210.2
37.8	100	212.0
43	110	230
49	120	248
54	130	266
60	140	284
66	150	302
71	160	320
77	170	338
82	180	356
88	190	374
93	200	392
99	210	410
100	212	413.6
104	220	428
110	230	446
116	240	464
121	250	482
127	260	500
132	270	518
138	280	536
143	290	554
149	300	572
154	310	590
160	320	608
166	330	626
170	338	640
171	340	644
177	350	662
182	360	680
186	366	691
188	370	698
193	380	716
198	388	730
199	390	734
204	400	752
208	406	763
210	410	770
216	420	788
221	430	806
227	440	824
232	450	842



Decimal and Millimeter Equivalents of Fractions

Inches			Inches			Inches		
Fractions	Decimals	Millimeters	Fractions	Decimals	Millimeters	Fractions	Decimals	Millimeters
1/64	.015625	.397	23/64	.359375	9.128	11/16	.6875	17.463
1/32	.03125	.794	3/8	.375	9.525	45/64	.703125	17.859
3/64	.046875	1.191	25/64	.390625	9.922	23/32	.71875	18.256
1/16	.0625	1.588	13/32	.40625	10.319	47/64	.734375	18.653
5/64	.078125	1.984	27/64	.421875	10.716	3/4	.750	19.050
3/32	.09375	2.381	7/16	.4375	11.113	49/64	.765625	19.447
7/64	.109375	2.778	29/64	.453125	11.509	25/32	.78125	19.844
1/8	.125	3.175	15/32	.46875	11.906	51/64	.796875	20.241
9/64	.140625	3.572	31/64	.484375	12.303	13/16	.8125	20.638
5/32	.15625	3.969	1/2	.500	12.700	53/64	.828125	21.034
11/64	.171875	4.366	33/64	.515625	13.097	27/32	.84375	21.431
3/16	.1875	4.763	17/32	.53125	13.494	55/64	.859375	21.828
13/64	.203125	5.159	35/64	.546875	13.891	7/8	.875	22.225
7/32	.21875	5.556	9/16	.5625	14.288	57/64	.890625	22.622
15/64	.234375	5.953	37/64	.578125	14.684	29/32	.90625	23.019
1/4	.250	6.350	19/32	.59375	15.081	59/64	.921875	23.416
17/64	.265625	6.747	39/64	.609375	15.478	15/16	.9375	23.813
9/32	.28125	7.144	5/8	.625	15.875	61/64	.953125	24.209
19/64	.296875	7.541	41/64	.640625	16.272	31/32	.96875	24.606
5/16	.3125	7.938	21/32	.65625	16.669	63/64	.984375	25.003
						1	1.000	25.400

Metric (SI) – U.S. Units for Fluid Power Use

(The following conversions are based on information taken from ASTM, American Society for Testing and Materials, Handbook E380-72.)

Quantity	Customary U.S. Unit	SI Unit	Conversion from U.S. to SI Units	Conversion from SI to U.S. Units
Area	Square Inch (in ²)	Square Metre (m ²)	(in ²) x (6.4516 x 10 ⁻⁴) = (m ²)	(m ²) x 1550.003 = (in ²)
Force	Pound (lb _f)	Newton (N)	(lb _f) x 4.4482 = (N)	(N) x (2.2481 x 10 ⁻¹) = (lb _f)
Frequency	Cycles/Second (cps)	Hertz (Hz)	1 (cps) = 1(Hz)	1(Hz) = 1(cps)
Length	Inch (in)	Metre (m)	(in) x (2.540 x 10 ⁻²) = (m)	(m) x 39.370 = (in)
Mass	Pound (lb _m)	Kilogram (kg)	(lb _m) x .4536 = (kg)	(kg) x 2.2046 = (lb _m)
Power	Electric Horsepower (HP)	Watt (W)	(HP) x (7.460 x 10 ²) = (W)	(W) x (1.3405 x 10 ⁻³) = (HP)
Pressure	Pounds/Sq In (psi)	Newtons/Sq Metre (N/m ²)	(psi) x (6.8948 x 10 ³) = (N/m ²)	(N/m ²) x (1.4504 x 10 ⁻⁴) = (psi)
	(psi)	Mega Pascal (MPa)	(Non-Preferred Conversions) (psi)/145 = MPa	(MPa) x 145 = (psi)
	(psi)	Bar (Bar)	psi/14.5 = Bar	(Bar) x (1.4504 x 10 ¹) = (psi)
	(Bar)	(N/m ²)	(Bar) x 100,000 = (N/m ²)	(N/m ²) x (1.00 x 10 ⁻³) = (Bar)
Temperature	Degrees Fahrenheit (°F)	Degrees Celsius (°C)	(°Celsius) = 0.556(°F-32)	(1.8°C) + 32 = °F
Torque	Pound-Inch (lb _f -in)	Newton-Metres (N-m)	(lb _f -in) x (1.1298 x 10 ⁻¹) = (N-m)	(N-m) x 8.8507 = (lb _f -in)
Volume	US Gallon (Gal)	Cubic Metre (m ³)	(Gal) x (3.7854 x 10 ⁻³) = (m ³)	(m ³) x (2.6417 x 10 ²) = (Gal)
		Litre (l)	(Gal) x 3.7854 = (l)	(l) x (2.6417 x 10 ⁻¹) = (Gal)
Work	Foot-Pound (ft-lb _f)	Joule (J)	(ft-lb _f) x 1.3558 = (J)	(J) x (7.3756 x 10 ⁻¹) = (ft-lb _f)

EQUIPMENT

HOSE/CPLG. SELECTION

GLOBALSPIRAL COUPLINGS

PCM COUPLINGS

PCS COUPLINGS

PCM/PCS FERRULES

MEGACRIMP COUPLINGS

POWER CRIMP COUPLINGS

FIELD ATTACHABLE G1 & G2 COUPLINGS

LOW PRESSURE COUPLINGS

GLX COUPLINGS

POLARSEAL COUPLINGS

POWER STEERING

PCTS THERMO-PLASTIC COUPLINGS

ADAPTERS

ACCESSORIES

QUICK DISCONNECT COUPLERS

BALL VALVES

ASSEMBLY FABRICATION



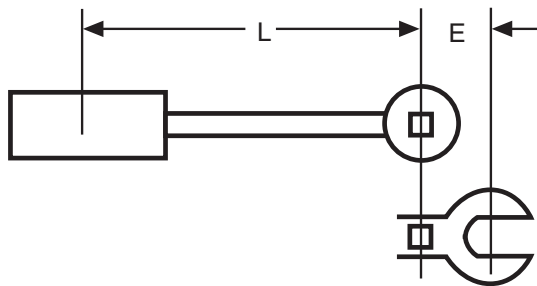
Tightening and Torque Recommendations for Hydraulic Couplings

The art of making a leak-proof connection with hydraulic couplings is to tighten the couplings properly at the time of installation. An over-tightened coupling may be just as apt to leak as an under-tightened coupling. This is because over-tightening a coupling may result in overstressing and/or cracking.

The torque values in the following tables give the minimum and maximum torque recommendations. The minimum value will create a leak-proof seal under most conditions. Applying torque values greater than the maximum recommendation will distort and/or crack the fitting. Values listed in SAE J514 are for qualification testing only and should not be used as the basis for setting up torque values for a production environment. These need to be established based on the coupling manufacturer's recommendations.

When tightening couplings, make sure that the hose does not twist on the adapter. Twisting will shorten hose life and scar the sealing surfaces of swivel type couplings (JIC, 45°, etc.), which can create leaks. For straight couplings, use a torque wrench on the hex swivel nut and a standard box wrench on the stem hex. Bent tube couplings can be restrained by holding onto the ferrule. When a crowsfoot wrench is used with a torque wrench, adjustments to the torque readings must be made otherwise over-tightening will occur. The distance E, as shown below, from the center of the drive socket to the center of the crowsfoot must be added to the torque value reading.

The following equation can be used to make these adjustments:



$$\text{Actual Torque} = \frac{(E+L)}{L} \times (\text{Torque Wrench Reading}), \text{ where}$$

- L is in inches
- E is in inches
- Torque is in lb.-in., lb.-ft, or Newton-Meters

An example of using this equation is shown below:

Torque wrench reading = 45 lb.-ft.

E = 1.5 inches

L = 12 inches

$$\text{Actual Torque} = \frac{(1.5+12)}{12} \times (45) = 50.6 \text{ lb.-ft}$$

This example shows that the actual torque is approximately 10 percent higher than the reading indicates. All torque recommendations are based on dry threads. If oil or thread sealant is used, the maximum recommended torque values could be decreased by as much as 25 percent.

We do recommend lubricating all O-rings prior to insertion into flange head and ORS grooves. This will minimize the possibility of nicking the O-ring when it is installed. The torque values obtained from tightening pipe threads can vary considerably, depending on the conditions of the threads. Adequate sealing can occur at values much lower than the maximum values listed in the chart. However, the minimum torque values must be used to obtain adequate sealing.

EQUIPMENT

HOSE/CPLG. SELECTION

GLOBALSPIRAL COUPLINGS

PCM COUPLINGS

PCS COUPLINGS

PCM/PCS FERRULES

MEGACRIMP COUPLINGS

POWER CRIMP COUPLINGS

FIELD ATTACHABLE G1 & G2 COUPLINGS

LOW PRESSURE COUPLINGS

GLX COUPLINGS

POLARSEAL COUPLINGS

POWER STEERING

PCTS THERMO-PLASTIC COUPLINGS

ADAPTERS

ACCESSORIES

QUICK DISCONNECT COUPLERS

BALL VALVES

ASSEMBLY FABRICATION



Coupling & Adapter Installation Torque Recommendations – Continued

For 37° & 45° (Machined or Flared) and MegaSeal®

Size		Steel				Brass			
Dash	Fractional (In.)	Ft. Lbs. Min.	Ft. Lbs. Max.	Newton-Meters Min.	Newton-Meters Max.	Ft. Lbs. Min.	Ft. Lbs. Max.	Newton-Meters Min.	Newton-Meters Max.
-4	1/4	10	11	13	15	5	6	6-3/4	9
-5	5/16	13	15	18	20	7	9	10	13
-6	3/8	17	19	23	26	12	15	17	20
-8	1/2	34	38	47	52	20	24	27-2/3	33
-10	5/8	50	56	69	76	34	40	46-1/3	55
-12	3/4	70	78	96	106	53	60	72-1/3	82
-16	1	94	104	127	141	74	82	100-1/2	111
-20	1-1/4	124	138	169	188	75	83	101-1/2	113
-24	1-1/2	156	173	212	235	79	87	107	118
-32	2	219	243	296	329	158	175	214	237

For Flat-Face O-Ring Seal (Steel)

Size		Newton-Meters	
Dash	Fractional (In.)	Min.	Max.
-4	1/4	14	16
-6	3/8	24	27
-8	1/2	43	54
-10	5/8	60	75
-12	3/4	90	110
-14	7/8	90	110
-16	1	125	240
-20	1-1/4	170	190
-24	1-1/2	200	245

For SAE O-Ring Boss (Steel) & Gates Adapterless

Size		Ft.Lbs. Working Pressures 4,000 psi (27.5 Mpa) and below		Newton-Meters Working Pressures 4,000 psi (27.5 Mpa) and below		Ft.Lbs. Working Pressures Above 4,000 psi (27.5 Mpa)		Newton-Meters Working Pressures Above 4,000 psi (27.5 Mpa)	
Dash	Fractional (In.)	Min.	Max.	Min.	Max.	Min.	Max.	Min.	Max.
-3	3/16	—	—	—	—	8	10	11	13
-4	1/4	14	16	20	22	14	16	20	22
-5	5/16	—	—	—	—	18	20	24	27
-6	3/8	24	26	33	35	24	26	33	35
-8	1/2	37	44	50	60	50	60	68	78
-10	5/8	50	60	68	81	72	80	98	110
-12	3/4	75	83	101-1/2	113	125	135	170	183
-14	7/8	—	—	—	—	160	180	215	245
-16	1	111	125	150	170	200	220	270	300
-20	1-1/4	133	152	180	206	210	280	285	380
-24	1-1/2	156	184	212	250	270	360	370	490

For BSP 30° Inverted Cone

Size		Ft.-Lbs.		Newton-Meters	
Dash	Fractional (In.)	Min.	Max.	Min.	Max.
-2	1/8	7	9	9	12
-4	1/4	11	18	15	24
-6	3/8	19	28	26	38
-8	1/2	30	36	41	49
-10	5/8	37	44	50	60
-12	3/4	50	60	68	81
-16	1	79	95	107	129
-20	1-1/4	127	152	172	206
-24	1-1/2	167	190	226	258
-32	2	262	314	355	426

For DIN 2353 12°, 30° and Universal Inverted Cone

Size		Ft.-Lbs.		Newton-Meters	
Light Series Tube O.D. (mm)	Heavy Series Tube O.D. (mm)	Min.	Max.	Min.	Max.
-6	—	7	15	10	20
-8	—	15	26	20	35
-10	-8	18	30	25	40
-12	-10	22	33	30	45
-14	-12	26	37	35	50
-15	-14	30	52	40	70
—	-16	30	52	40	70
-18	—	44	74	60	100
-22	-20	59	89	80	120
-28	-25	74	111	100	150
—	-30	74	162	150	220
-35	—	133	184	180	250
-42	-38	148	221	200	300

Maximum Recommended Torque for Dry NPTF (Tapered) Pipe Threads*

Size	Ft.-Lbs.	Newton-Meters
-2	20	25
-4	25	35
-6	35	45
-8	45	60
-12	55	75
-16	65	90
-20	80	110
-24	95	130
-32	120	160

*NOTES:

- The torque values obtained from tightening pipe threads can vary considerably depending on thread condition. Adequate sealing can occur at values much lower than the maximum values listed above. Only enough torque to achieve adequate sealing should be used.
- When using a male tapered pipe thread with a female straight or parallel pipe thread, maximum values are 50 percent of those listed in the table.
- If thread sealant is used, maximum values shown should be decreased by 25 percent.

For 4-Bolt Flange Connections

Bolt Size	Line Size	Torque Nm	Torque Lb-Ft
.31	-8	23	17
.38	-12	35	26
.44	-16	58	43
.50	-20	88	65
.63	-24	176	130
.75	-32	298	220



- The 4-bolt flange seal is a face seal. The shoulder which contains the seal must fit squarely against the mating surface and be held there with even tension on all bolts.
- Torque values apply to plated bolts and bolts with light engine oil.
- Lubricate O-ring with a light oil (SAE 10W or 20W) before assembly.
- Finger tighten all four bolts making sure the flange and fitting shoulder are started square.
- Tighten all bolts evenly by partially tightening each bolt as shown in the figure below and repeating the sequence until all bolts are tightened to the specific torque in the table.

MFA Torque Spec J514 Section 6

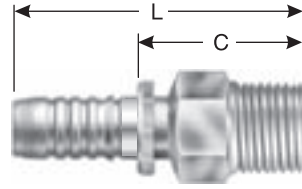
Tighten finger tight until the tubing no longer turns by hand (until the sleeve has started to grip the tube).

6.1.4 = After the sleeve has gripped the tube, tighten the nut one full turn or eight flats of the nut (360°).

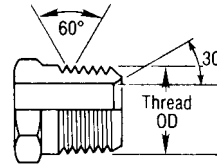
- EQUIPMENT
- HOSE/CPLG. SELECTION
- GLOBALSPIRAL COUPLINGS
- PCM COUPLINGS
- PCS COUPLINGS
- PCM/PCS FERRULES
- MEGACRIMP COUPLINGS
- POWER CRIMP COUPLINGS
- FIELD ATTACHABLE G1 & G2 COUPLINGS
- LOW PRESSURE COUPLINGS
- GLX COUPLINGS
- POLARSEAL COUPLINGS
- POWER STEERING
- ADAPTERS
- ACCESSORIES
- QUICK DISCONNECT COUPLERS
- BALL VALVES
- ASSEMBLY FABRICATION



Male Pipe (NPTF - 30° Cone Seat)

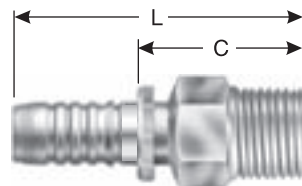


H1

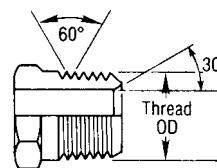


Part No.	Descr.	Prod. No.	⊖			H1	H2	L		C		Std. Pack
			"	mm		"	"	"	mm	"	mm	
STANDARD PACK												
G20100-0606	6GS-6MP	7347-20145	3/8	9.5	3/8-18	11/16	—	2.72	69.0	1.31	33.2	1
G20100-0608	6GS-8MP	7347-20155	3/8	9.5	1/2-14	7/8	—	2.87	73.0	1.46	37.2	1
G20100-0808	8GS-8MP	7347-20245	1/2	12.7	1/2-14	7/8	—	2.91	73.9	1.43	36.3	1
G20100-0812	8GS-12MP	7347-20265	1/2	12.7	3/4-14	1 1/16	—	3.03	77.0	1.56	39.5	1
G20100-1008	10GS-8MP	7347-20335	5/8	15.8	1/2-14	15/16	—	3.35	85.0	1.34	34.0	1
G20100-1012	10GS-12MP	7347-20355	5/8	15.8	3/4-14	1 1/8	—	3.58	91.0	1.60	40.7	1
G20100-1208	12GS-8MP	7347-20425	3/4	19.1	1/2-14	1 1/16	—	3.54	90.0	1.54	39.0	1
G20100-1212	12GS-12MP	7347-20445	3/4	19.1	3/4-14	1 1/16	—	3.54	90.0	1.54	39.0	1
G20100-1216	12GS-16MP	7347-20465	3/4	19.1	1-11 1/2	1 3/8	—	3.82	97.0	1.81	46.0	1
G20100-1612	16GS-12MP	7347-20535	1	25.4	3/4-14	1 3/8	—	3.98	101.0	1.74	44.2	1
G20100-1616	16GS-16MP	7347-20555	1	25.4	1-11 1/2	1 3/8	—	4.17	106.0	1.94	49.2	1
G20100-1620	16GS-20MP	7347-20565	1	25.4	1 1/4-11 1/2	1 3/4	—	4.29	109.0	2.06	52.2	1
G20100-2020	20GS-20MP	7347-20645	1 1/4	31.7	1 1/4-11 1/2	1 3/4	—	5.00	127.0	2.20	55.9	1
G22100-2424	24GSP-24MP	7347-20725	1 1/2	38.1	1 1/2-11 1/2	2.00	—	5.24	133.0	2.34	59.4	1
G22100-3232	32GSP-32MP	7347-20795	2	50.8	2-11 1/2	2.50	—	6.05	153.7	2.43	61.7	1
BULK PACK												
G20100-0808X	8GS-8MPXBULK	7347-2024	1/2	12.7	1/2-14	7/8	—	2.91	73.9	1.43	36.3	225
G20100-0812X	8GS-12MPXBULK	7347-2026	1/2	12.7	3/4-14	1 1/16	—	3.03	77.0	1.56	39.5	150
G20100-1212X	12GS-12MPXBULK	7347-2044	3/4	19.1	3/4-14	1 1/16	—	3.54	90.0	1.54	39.0	100
G20100-1216X	12GS-16MPXBULK	7347-2046	3/4	19.1	1-11 1/2	1 3/8	—	3.82	97.0	1.81	46.0	40
G20100-1616X	16GS-16MPXBULK	7347-2055	1	25.4	1-11 1/2	1 3/8	—	4.17	106.0	1.94	49.2	60
G20100-2020X	20GS-20MPXBULK	7347-2064	1 1/4	31.7	1 1/4-11 1/2	1 3/4	—	5.00	127.0	2.20	55.9	25
G22100-2424X	24GSP-24MPXBULK	7347-2072	1 1/2	38.1	1 1/2-11 1/2	2.00	—	5.24	133.0	2.34	59.4	25
G22100-3232X	32GSP-32MPXBULK	7347-2079	2	50.8	2-11 1/2	2.50	—	6.05	153.7	2.43	61.7	10

Male Pipe (NPTF - 30° Cone Seat) - API Threads



H1



Part No.	Descr.	Prod. No.	⊖			H1	H2	L		C		Std. Pack
			"	mm		"	"	"	mm	"	mm	
STANDARD PACK												
G20102-2020	20GS-20MPAPI	7347-76955	1 1/4	31.7	1 1/4-11 1/2	1 3/4	—	5.51	140.0	2.70	68.9	1

EQUIPMENT

HOSE/CPLG. SELECTION

GLOBALSPIRAL COUPLINGS

PCM COUPLINGS

PCS COUPLINGS

PCM/PCS FERRULES

MEGACRIMP COUPLINGS

POWER CRIMP COUPLINGS

FIELD ATTACHABLE G1 & G2 COUPLINGS

LOW PRESSURE COUPLINGS

GLX COUPLINGS

POLARSEAL COUPLINGS

POWER STEERING

PCTS THERMO-PLASTIC COUPLINGS

ADAPTERS

ACCESSORIES

QUICK DISCONNECT COUPLERS

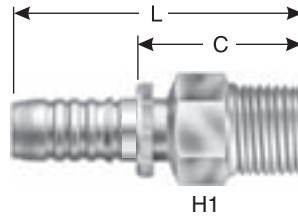
BALL VALVES

ASSEMBLY FABRICATION



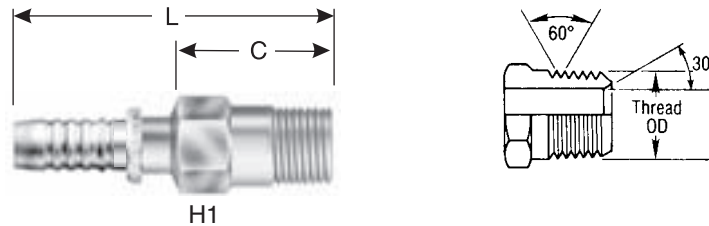
EQUIPMENT
HOSE/CPLG. SELECTION
GLOBALSPIRAL COUPLINGS
PCM COUPLINGS
PCS COUPLINGS
PCM/PCS FERRULES
MEGACRIMP COUPLINGS
POWER CRIMP COUPLINGS
FIELD ATTACHABLE G1 & G2 COUPLINGS
LOW PRESSURE COUPLINGS
GLX COUPLINGS
POLARSEAL COUPLINGS
POWER STEERING
PCTS THERMO-PLASTIC COUPLINGS
ADAPTERS
ACCESSORIES
QUICK DISCONNECT COUPLERS
BALL VALVES
ASSEMBLY FABRICATION

Male Pipe for API Unions



Part No.	Descr.	Prod. No.	⊖			H1	H2	L		C		Std. Pack
			"	mm		"	"	"	mm	"	mm	
STANDARD PACK												
G22102-2424	24GSP-24MPAPI	7347-85665	1 1/2	38.1	1 1/2-11 1/2	2	—	5.45	138.4	2.65	67.3	1
G22102-3232	32GSP-32MPAPI	7347-85415	2	50.8	2-11 1/2	2.50	—	7.90	200.6	4.28	108.6	999
BULK PACK												
G22102-3232X	32GSP-32MPAPIXBULK	7347-8541	2	50.8	2-11 1/2	2.50	—	7.90	200.6	4.28	108.6	10

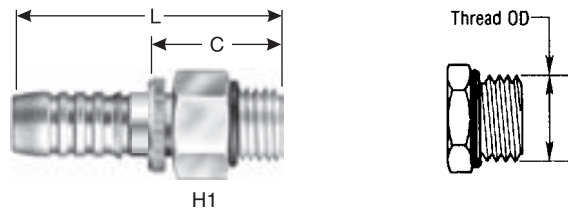
Male Pipe (NPTF - 30° Cone Seat) - Long Hex



Part No.	Descr.	Prod. No.	⊖			H1	H2	L		C		Std. Pack
			"	mm		"	"	"	mm	"	mm	
STANDARD PACK												
G20103-1616	16GS-16MPLH	7347-76545	1	25.4	1-11 1/2	1 3/8	—	5.16	131.0	2.92	74.2	1
BULK PACK												
G20103-1616X	16GS-16MPLHXBULK	7347-7654	1	25.4	1-11 1/2	1 3/8	—	5.16	131.0	2.92	74.2	45

Male O-Ring Boss


SAE J1926/2 ISO 11926-2 Heavy Duty (S Series) Stud End.



Part No.	Descr.	Prod. No.	⊖			H1	H2	L		C		Std. Pack
			"	mm		"	"	"	mm	"	mm	
STANDARD PACK												
G20120-0606	6GS-6MB	7347-21145	3/8	9.5	9/16-18	11/16	—	2.56	65.0	1.15	29.2	1
G20120-0808	8GS-8MB	7347-21245	1/2	12.7	3/4-16	7/8	—	2.76	70.0	1.26	32.0	1

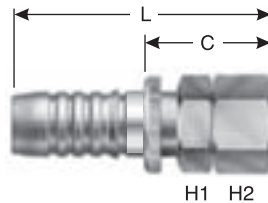



Male O-Ring Boss - Cont'd

Part No.	Descr.	Prod. No.	Ø			H1	H2	L		C		Std. Pack
			"	mm		"	"	"	mm	"	mm	
G20120-0810	8GS-10MB	7347-21255	1/2	12.7	7/8-14	1	—	2.83	72.0	1.34	34.0	1
G20120-1010	10GS-10MB	7347-21345	5/8	15.8	7/8-14	1	—	3.46	88.0	1.48	37.7	1
G20120-1012	10GS-12MB	7347-21355	5/8	15.8	1 1/16-12	1 1/4	—	3.46	88.0	1.48	37.7	1
G20120-1212	12GS-12MB	7347-21445	3/4	19.1	1 1/16-12	1 1/4	—	3.66	93.0	1.65	42.0	1
G20120-1216	12GS-16MB	7347-21465	3/4	19.1	1 5/16-12	1 1/2	—	3.54	90.0	1.54	39.0	1
G20120-1612	16GS-12MB	7347-21535	1	25.4	1 1/16-12	1 3/8	—	3.98	101.0	1.74	44.2	1
G20120-1616	16GS-16MB	7347-21555	1	25.4	1 5/16-12	1 1/2	—	3.86	98.0	1.62	41.2	1
G20120-2020	20GS-20MB	7347-21645	1 1/4	31.7	1 5/8-12	1 7/8	—	4.53	115.0	1.73	43.9	1
BULK PACK												
G20120-0808X	8GS-8MBXBULK	7347-2124	1/2	12.7	3/4-16	7/8	—	2.76	70.0	1.26	32.0	300
G20120-0810X	8GS-10MB XBULK	7347-2125	1/2	12.7	7/8-14	1	—	2.83	72.0	1.34	34.0	250
G20120-1212X	12GS-12MBXBULK	7347-2144	3/4	19.1	1 1/16-12	1 1/4	—	3.66	93.0	1.65	42.0	75
G20120-1616X	16GS-16MBXBULK	7347-2155	1	25.4	1 5/16-12	1 1/2	—	3.86	98.0	1.62	41.2	50

Female MegaSeal® Swivel

Gates High Performance Replacement for Female JIC Fittings - Connects to Standard Male JIC Termination.



Part No.	Descr.	Prod. No.	Ø			H1	H2	L		C		Std. Pack
			"	mm		"	"	"	mm	"	mm	
STANDARD PACK												
G20140-1212	12GS-12FMX	7347-69445	3/4	19.0	1 1/16-12	1 1/8	1 1/4	4.02	102.0	2.02	51.3	1
G20140-1216	12GS-16FMX	7347-69465	3/4	19.0	1 5/16-12	1 1/8	1 1/2	4.06	103.2	2.06	52.2	1
G20140-1616	16GS-16FMX	7347-69555	1	25.4	1 5/16-12	1 1/2	1 1/2	4.37	111.0	2.15	54.5	1
G20140-2020	20GS-20FMX	7347-69645	1 1/4	31.7	1 5/8-12	1 7/8	2	5.36	136.1	2.56	65.0	1
BULK PACK												
G20140-1212X	12GS-12FMX XBULK	7347-6944	3/4	19.1	1 1/16-12	1 1/8	1 1/4	4.02	102.0	2.02	51.3	100
G20140-1216X	12GS-16FMX XBULK	7347-6946	3/4	19.1	1 5/16-12	1 1/8	1 1/2	4.06	103.2	2.06	52.2	30
G20140-1616X	16GS-16FMX XBULK	7347-6955	1	25.4	1 5/16-12	1 1/2	1 1/2	4.37	111.0	2.15	54.5	50
G20140-2020X	20GS-20FMX XBULK	7347-6964	1 1/4	31.7	1 5/8-12	1 7/8	2	5.36	136.1	2.56	65.0	25

EQUIPMENT

HOSE/CPLG. SELECTION

GLOBALSPIRAL COUPLINGS

PCM COUPLINGS

PCS COUPLINGS

PCM/PCS FERRULES

MEGACRIMP COUPLINGS

POWER CRIMP COUPLINGS

FIELD ATTACHABLE G1 & G2 COUPLINGS

LOW PRESSURE COUPLINGS

GLX COUPLINGS

POLARSEAL COUPLINGS

POWER STEERING

PCTS THERMO-PLASTIC COUPLINGS

ADAPTERS

ACCESSORIES

QUICK DISCONNECT COUPLERS

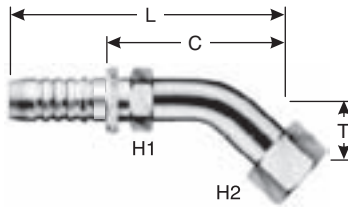
BALL VALVES

ASSEMBLY FABRICATION



Female MegaSeal® Swivel - 45° Bent Tube

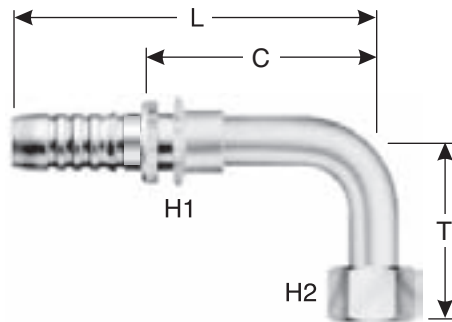
Gates High Performance Replacement for Female JIC Fittings - Connects to Standard Male JIC Termination.



Part No.	Descr.	Prod. No.	⊖		🌀	H1	H2	T		L		C		Std. Pack
			"	mm		"	"	"	mm	"	mm	"	mm	
STANDARD PACK														
G20145-1212	12GS-12FMX45-032	7347-73275	3/4	19.0	1 1/16-12	1 1/8	1 1/4	1.26	32.0	5.08	129.0	3.07	78.0	1
G20145-1616	16GS-16FMX45-038	7347-70555	1	25.4	1 5/16-12	1 1/2	1 1/2	1.50	38.0	6.26	159.0	4.04	102.6	1
BULK PACK														
G20145-1212X	12GS-12FMX45-032XBULK	7347-7327	3/4	19.1	1 1/16-12	1 1/8	1 1/4	1.26	32.0	5.08	129.0	3.07	78.0	75
G20145-1616X	16GS-16FMX45-038XBULK	7347-7055	1	25.4	1 5/16-12	1 1/2	1 1/2	1.50	38.0	6.26	159.0	4.04	102.6	25

Female MegaSeal® Swivel - 90° Bent Tube

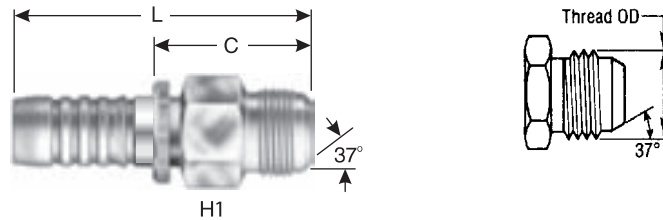
Gates High Performance Replacement for Female JIC Fittings - Connects to Standard Male JIC Termination.



Part No.	Descr.	Prod. No.	⊖		🌀	H1	H2	T		L		C		Std. Pack
			"	mm		"	"	"	mm	"	mm	"	mm	
STANDARD PACK														
G20149-1212	12GS-12FMX90-048	7347-71445	3/4	19.1	1 1/16-12	1 1/8	1 1/4	1.89	48.0	4.72	120.0	2.72	69.0	1
G20150-1212	12GS-12FMX90-058	7347-71395	3/4	19.0	1 1/16-12	1 1/8	1 1/4	2.28	58.0	4.72	120.0	2.72	69.0	1
G20151-1212	12GS-12FMX90-096	7347-71405	3/4	19.0	1 1/16-12	1 1/8	1 1/4	3.78	96.0	4.72	120.0	2.72	69.0	1
G20150-1216	12GS-16FMX90-056	7347-71465	3/4	19.0	1 5/16-12	1 1/8	1 1/2	2.20	56.0	5.39	137.0	3.39	86.0	1
G20149-1616	16GS-16FMX90-056	7347-71555	1	25.4	1 5/16-12	1 1/2	1 1/2	2.20	56.0	5.67	144.0	3.45	87.6	1
G20150-1616	16GS-16FMX90-071	7347-71505	1	25.4	1 5/16-12	1 1/2	1 1/2	2.80	71.0	5.67	144.0	3.45	87.6	1
BULK PACK														
G20149-1212X	12GS-12FMX90-048XBULK	7347-7144	3/4	19.1	1 1/16-12	1 1/8	1 1/4	1.89	48.0	4.72	120.0	2.72	69.0	40
G20150-1212X	12GS-12FMX90-058XBULK	7347-7139	3/4	19.1	1 1/16-12	1 1/8	1 1/4	2.28	58.0	4.72	120.0	2.72	69.0	40
G20150-1216X	12GS-16FMX90-056XBULK	7347-7146	3/4	19.1	1 5/16-12	1 1/8	1 1/2	2.20	56.0	5.39	137.0	3.39	86.0	40
G20149-1616X	16GS-16FMX90-056XBULK	7347-7155	1	25.4	1 5/16-12	1 1/2	1 1/2	2.20	56.0	5.67	144.0	3.45	87.6	30



Male JIC 37° Flare



Part No.	Descr.	Prod. No.	⊖			H1	H2	L		C		Std. Pack
			"	mm				"	mm	"	mm	
STANDARD PACK												
G20165-0606	6GS-6MJ	7347-22145	3/8	9.5	9/16-18	11/16	—	2.60	66.0	1.19	30.2	1
G20165-0608	6GS-8MJ	7347-22155	3/8	9.5	3/4-16	13/16	—	2.76	70.0	1.35	34.2	1
G20165-0610	6GS-10MJ	7347-22165	3/8	9.5	7/8-14	15/16	—	3.03	77.0	1.62	41.2	1
G20165-0808	8GS-8MJ	7347-22245	1/2	12.7	3/4-16	13/16	—	2.83	72.0	1.36	34.5	1
G20165-0810	8GS-10MJ	7347-22255	1/2	12.7	7/8-14	7/8	—	2.95	75.0	1.48	37.5	1
G20165-1010	10GS-10MJ	7347-22345	5/8	15.8	7/8-14	15/16	—	3.62	92.0	1.64	41.7	1
G20165-1012	10GS-12MJ	7347-22355	5/8	15.8	1 1/16-12	1 1/16	—	3.70	94.0	1.72	43.7	1
G20165-1212	12GS-12MJ	7347-22445	3/4	19.1	1 1/16-12	1 1/8	—	3.66	93.0	1.65	42.0	1
G20165-1214	12GS-14MJ	7347-22455	3/4	19.1	1 3/16-12	1 1/4	—	3.70	94.0	1.69	43.0	1
G20165-1216	12GS-16MJ	7347-22465	3/4	19.1	1 5/16-12	1 5/16	—	3.78	96.0	1.77	45.0	1
G20165-1616	16GS-16MJ	7347-22555	1	25.4	1 5/16-12	1 3/8	—	4.09	104.0	1.86	47.2	1
G20165-1620	16GS-20MJ	7347-22585	1	25.4	1 5/8-12	1 5/8	—	4.27	108.5	2.04	51.7	1
G20165-2020	20GS-20MJ	7347-22645	1 1/4	31.7	1 5/8-12	1 3/4	—	4.92	125.0	2.12	53.9	1
G22165-2420	24GSP-20MJ	7347-81455	1 1/2	38.1	1 5/8-12	1.97	—	5.00	127.0	2.10	53.7	999
G22165-2424	24GSP-24MJ	7347-81465	1 1/2	38.1	1 7/8-12	1.97	—	5.12	130.0	2.22	56.4	1
G22165-3232	32GSP-32MJ	7347-81535	2	50.8	2 1/2-12	2.56	—	6.34	161.1	2.72	69.1	999
BULK PACK												
G20165-0808X	8GS-8MJXBULK	7347-2224	1/2	12.7	3/4-16	13/16	—	2.83	72.0	1.36	34.5	150
G20165-0810X	8GS-10MJXBULK	7347-2225	1/2	12.7	7/8-14	7/8	—	2.95	75.0	1.48	37.5	200
G20165-1212X	12GS-12MJXBULK	7347-2244	3/4	19.1	1 1/16-12	1 1/8	—	3.66	93.0	1.65	42.0	125
G20165-1216X	12GS-16MJXBULK	7347-2246	3/4	19.1	1 5/16-12	1 5/16	—	3.78	96.0	1.77	45.0	50
G20165-1616X	16GS-16MJXBULK	7347-2255	1	25.4	1 5/16-12	1 3/8	—	4.09	104.0	1.86	47.2	50
G20165-2020X	20GS-20MJXBULK	7347-2264	1 1/4	31.7	1 5/8-12	1 3/4	—	4.92	125.0	2.12	53.9	30
G22165-2420X	24GSP-20MJXBULK	7347-8145	1 1/2	38.1	1 5/8-12	1.97	—	5.00	127.0	2.10	53.7	25
G22165-3232X	32GSP-32MJXBULK	7347-8153	2	50.8	2 1/2-12	2.56	—	6.34	161.1	2.72	69.1	5

EQUIPMENT

HOSE/CPLG.
SELECTIONGLOBALSPIRAL
COUPLINGSPCM
COUPLINGSPCS
COUPLINGSPCM/PCS
FERRULESMEGACRIMP
COUPLINGSPOWER
CRIMP
COUPLINGSFIELD
ATTACHABLE
G1 & G2
COUPLINGSLOW
PRESSURE
COUPLINGSGLX
COUPLINGSPOLARSEAL
COUPLINGSPOWER
STEERINGPCTS
THERMO-
PLASTIC
COUPLINGS

ADAPTERS

ACCESSORIES

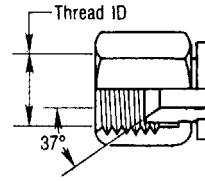
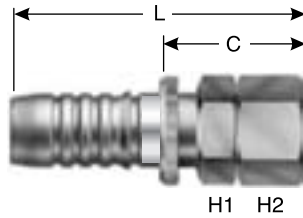
QUICK
DISCONNECT
COUPLERS


BALL VALVES

ASSEMBLY
FABRICATION



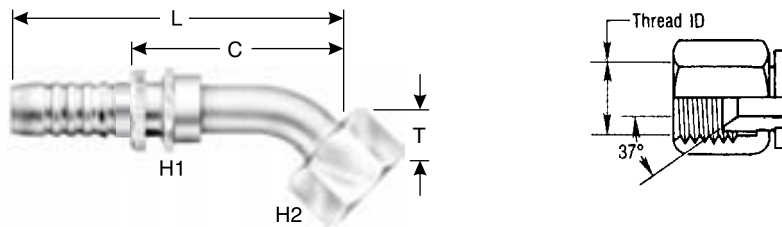
Female JIC 37° Flare Swivel



Part No.	Descr.	Prod. No.	⊖			H1	H2	L		C		Std. Pack
			"	mm		"	"	"	mm	"	mm	
STANDARD PACK												
G20170-0606	6GS-6FJX	7347-24145	3/8	9.5	9/16-18	3/4	3/4	2.72	69.0	1.31	33.2	1
G20170-0608	6GS-8FJX	7347-24155	3/8	9.5	3/4-16	3/4	7/8	2.80	71.0	1.39	35.2	1
G20170-0808	8GS-8FJX	7347-24245	1/2	12.7	3/4-16	7/8	7/8	2.83	72.0	1.36	34.5	1
G20170-0810	8GS-10FJX	7347-24255	1/2	12.7	7/8-14	7/8	1 1/16	2.99	75.9	1.51	38.4	1
G20170-0812	8GS-12FJX	7347-24265	1/2	12.7	1 1/16-12	7/8	1 1/4	3.03	77.0	1.56	39.5	1
G20170-1010	10GS-10FJXMM	7347-82175	5/8	15.8	7/8-14	1	1 1/16	3.68	93.5	1.70	43.2	1
G20170-1012	10GS-12FJX	7347-24355	5/8	15.8	1 1/16-12	1	1 1/4	3.74	95.0	1.76	44.7	1
G20170-1210	12GS-10FJX	7347-24435	3/4	19.1	7/8-14	1 1/16	1 1/8	3.87	98.4	1.87	47.4	1
G20170-1212	12GS-12FJX	7347-24445	3/4	19.1	1 1/16-12	1	1 1/4	3.87	98.2	1.86	47.2	1
G20170-1214	12GS-14FJX	7347-24455	3/4	19.1	1 3/16-12	1 1/8	1 3/8	4.06	103.2	2.06	52.2	1
G20170-1216	12GS-16FJX	7347-24465	3/4	19.1	1 5/16-12	1 1/4	1 1/2	4.02	102.0	2.01	51.0	1
G20170-1612	16GS-12FJX	7347-24535	1	25.4	1 1/16-12	1 3/8	1 3/8	4.25	107.9	2.00	50.7	1
G20170-1614	16GS-14FJX	7347-24545	1	25.4	1 3/16-12	1 3/8	1 1/2	4.25	107.9	2.01	51.1	1
G20170-1616	16GS-16FJX	7347-24555	1	25.4	1 5/16-12	1 1/2	1 1/2	4.30	109.2	2.07	52.6	1
G20170-1620	16GS-20FJX	7347-24565	1	25.4	1 5/8-12	1 1/2	2	4.53	115.0	2.31	58.6	1
G20170-2016	20GS-20FJX	7347-24635	1 1/4	31.7	1 5/16-12	1 3/4	1 5/8	5.08	129.0	2.28	57.9	1
G20170-2020	20GS-20FJX	7347-24645	1 1/4	31.7	1 5/8-12	1 7/8	2	5.29	134.4	2.56	64.9	1
G20170-2024	20GS-24FJX	7347-24655	1 1/4	31.7	1 7/8-12	1 7/8	2 3/8	5.39	137.0	2.59	65.9	1
G22170-2424	24GSP-24FJX	7347-82455	1 1/2	38.1	1 7/8-12	1.97	2.36	5.64	143.4	2.74	69.7	1
G22170-2432	24GSP-32FJX	7347-82465	1 1/2	38.1	2 1/2-12	2.56	2.98	6.88	172.6	3.17	80.6	1
G22170-3232	32GSP-32FJX	7347-82525	2	50.8	2 1/2-12	2.56	2.95	6.80	172.6	3.17	80.6	1
BULK PACK												
G20170-0606X	6GS-6FJX XBULK	7347-2414	3/8	9.5	9/16-18	3/4	3/4	2.72	69.0	1.31	33.2	325
G20170-0608X	6GS-8FJX XBULK	7347-2415	3/8	9.5	3/4-16	3/4	7/8	2.80	71.0	1.39	35.2	200
G20170-0808X	8GS-8FJX XBULK	7347-2424	1/2	12.7	3/4-16	7/8	7/8	2.83	72.0	1.36	34.5	250
G20170-0810X	8GS-10FJX XBULK	7347-2425	1/2	12.7	7/8-14	7/8	1 1/16	2.99	75.9	1.51	38.4	175
G20170-0812X	8GS-12FJX XBULK	7347-2426	1/2	12.7	1 1/16-12	7/8	1 1/4	3.03	77.0	1.56	39.5	175
G20170-1010X	10GS-10FJXMM XBULK	7347-8217	5/8	15.8	7/8-14	1	1 1/16	3.68	93.5	1.70	43.2	130
G20170-1210X	12GS-10FJX XBULK	7347-2443	3/4	19.1	7/8-14	1 1/16	1 1/8	3.87	98.4	1.87	47.4	100
G20170-1212X	12GS-12FJX XBULK	7347-2444	3/4	19.1	1 1/16-12	1	1 1/4	3.87	98.2	1.86	47.2	100
G20170-1214X	12GS-14FJX XBULK	7347-2445	3/4	19.1	1 3/16-12	1 1/8	1 3/8	4.06	103.2	2.06	52.2	80
G20170-1216X	12GS-16FJX XBULK	7347-2446	3/4	19.1	1 5/16-12	1 1/4	1 1/2	4.02	102.0	2.01	51.0	50
G20170-1612X	16GS-12FJX XBULK	7347-2453	1	25.4	1 1/16-12	1 3/8	1 3/8	4.25	107.9	2.00	50.7	25
G20170-1616X	16GS-16FJX XBULK	7347-2455	1	25.4	1 5/16-12	1 1/2	1 1/2	4.30	109.2	2.07	52.6	50
G20170-1620X	16GS-20FJX XBULK	7347-2456	1	25.4	1 5/8-12	1 1/2	2	4.53	115.0	2.31	58.6	30
G20170-2020X	20GS-20FJX XBULK	7347-2464	1 1/4	31.7	1 5/8-12	1 7/8	2	5.29	134.4	2.56	64.9	25
G20170-2024X	20GS-24FJX XBULK	7347-2465	1 1/4	31.7	1 7/8-12	1 7/8	2 3/8	5.39	137.0	2.59	65.9	25
G22170-2424X	24GSP-24FJX XBULK	7347-8245	1 1/2	38.1	1 7/8-12	1.97	2.36	5.64	143.4	2.74	69.7	20
G22170-2432X	24GSP-32FJX XBULK	7347-8246	1 1/2	38.1	2 1/2-12	2.56	2.98	6.88	172.6	3.17	80.6	—
G22170-3232X	32GSP-32FJX XBULK	7347-8252	2	50.8	2 1/2-12	2.56	2.95	6.80	172.6	3.17	80.6	9

Female JIC 37° Flare Swivel - 30° Bent Tube

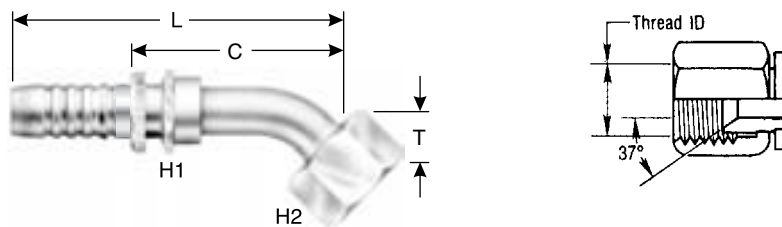
S, M and L Drops per ISO Final Draft International Standard 12151-S.



Part No.	Descr.	Prod. No.	⊖		🌀	H1	H2	T		L		C		Std. Pack
			"	mm		"	"	"	mm	"	mm	"	mm	
STANDARD PACK														
G20172-1616	16GS-16FJX30M	7347-73055	1	25.4	1 5/16-12	1 7/8	1 1/2	1.06	27.0	6.02	153.0	3.80	96.6	1

Female JIC 37° Flare Swivel - 45° Short Bent Tube

S, M and L Drops per ISO Final Draft International Standard 12151-S.

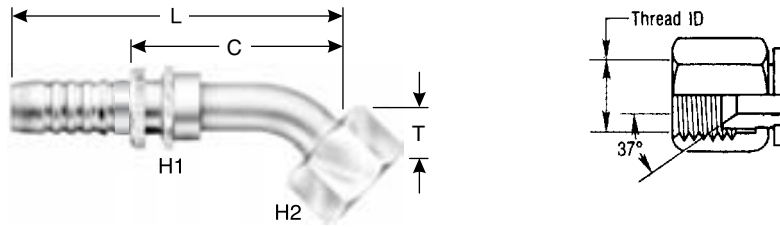


Part No.	Descr.	Prod. No.	⊖		🌀	H1	H2	T		L		C		Std. Pack
			"	mm		"	"	"	mm	"	mm	"	mm	
STANDARD PACK														
G20174-0606	6GS-6FJX45S	7347-25145	3/8	9.5	9/16-18	3/4	3/4	.43	11.0	3.23	82.0	1.82	46.2	1
G20174-0608	6GS-8FJX45S	7347-25155	3/8	9.5	3/4-16	3/4	7/8	.59	15.0	3.66	93.0	2.25	57.2	1
G20174-0808	8GS-8FJX45S	7347-25245	1/2	12.7	3/4-16	7/8	7/8	.59	15.0	3.70	94.0	2.22	56.5	1
G20174-0810	8GS-10FJX45S	7347-25255	1/2	12.7	7/8-14	7/8	1 1/16	.63	16.0	3.58	91.0	2.11	53.5	1
G20174-1010	10GS-10FJX45S	7347-25345	5/8	15.8	7/8-14	1	1 1/16	.63	16.0	4.37	111.0	2.39	60.7	1
G20174-1012	10GS-12FJX45S	7347-25355	5/8	15.8	1 1/16-12	1	1 1/4	.83	21.0	4.80	122.0	2.82	71.7	1
G20174-1212	12GS-12FJX45S	7347-25445	3/4	19.1	1 1/16-12	1 1/8	1 1/4	.83	21.0	5.12	130.0	3.11	79.0	1
G20174-1216	12GS-16FJX45S	7347-25465	3/4	19.1	1 5/16-12	1 1/8	1 1/2	.94	24.0	5.39	137.0	3.39	86.0	1
G20174-1616	16GS-16FJX45S	7347-25555	1	25.4	1 5/16-12	1 1/2	1 1/2	.94	24.0	5.98	152.0	3.77	95.7	1
G20174-1620	16GS-20FJX45S	7347-25565	1	25.4	1 5/8-12	1 1/2	2	.98	25.0	6.46	164.0	4.23	107.5	1
BULK PACK														
G20174-0808X	8GS-8FJX45SXBULK	7347-2524	1/2	12.7	3/4-16	7/8	7/8	.59	15.0	3.70	94.0	2.22	56.5	90
G20174-0810X	8GS-10FJX45SXBULK	7347-2525	1/2	12.7	7/8-14	7/8	1 1/16	.63	16.0	3.58	91.0	2.11	53.5	75
G20174-1212X	12GS-12FJX45SXBULK	7347-2544	3/4	19.1	1 1/16-12	1 1/8	1 1/4	.83	21.0	5.12	130.0	3.11	79.0	40
G20174-1216X	12GS-16FJX45SXBULK	7347-2546	3/4	19.1	1 5/16-12	1 1/8	1 1/2	.94	24.0	5.39	137.0	3.39	86.0	50
G20174-1616X	16GS-16FJX45SXBULK	7347-2555	1	25.4	1 5/16-12	1 1/2	1 1/2	.94	24.0	5.98	152.0	3.77	95.7	35

- EQUIPMENT
- HOSE/CPLG. SELECTION
- GLOBALSPIRAL COUPLINGS
- PCM COUPLINGS
- PCS COUPLINGS
- PCM/PCS FERRULES
- MEGACRIMP COUPLINGS
- POWER CRIMP COUPLINGS
- FIELD ATTACHABLE G1 & G2 COUPLINGS
- LOW PRESSURE COUPLINGS
- GLX COUPLINGS
- POLARSEAL COUPLINGS
- POWER STEERING
- PCTS THERMO-PLASTIC COUPLINGS
- ADAPTERS
- ACCESSORIES
- QUICK DISCONNECT COUPLERS
- BALL VALVES
- ASSEMBLY FABRICATION

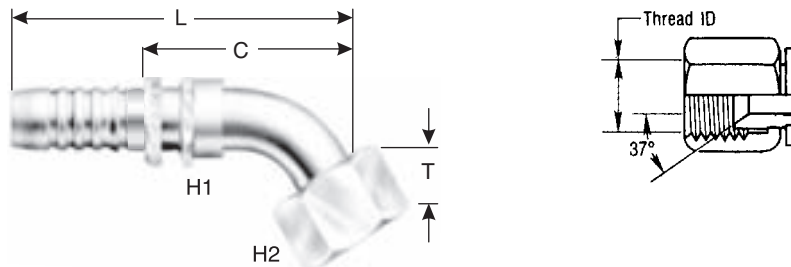


Female JIC 37° Flare Swivel - 45° Medium Bent Tube



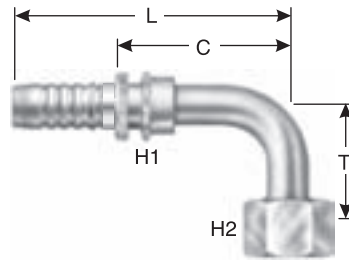
Part No.	Descr.	Prod. No.	⊖		🌀	H1	H2	T		L		C		Std. Pack
			"	mm				"	mm	"	mm	"	mm	
STANDARD PACK														
G20175-1616	16GS-16FJX45M	7347-26555	1	25.4	1 5/16-12	1 1/2	1 1/2	1.50	38.0	6.30	160.0	4.07	103.4	1
G20175-2020	20GS-20FJX45-038	7347-76175	1 1/4	31.7	1 5/8-12	1 7/8	2	1.50	38.0	7.09	180.0	4.29	108.9	1
G22175-2424	24GSP-24FJX45-050	7347-83735	1 1/2	38.1	1 7/8-12	2.16	2.36	1.97	50.0	9.17	233.0	6.28	159.5	1
BULK PACK														
G20175-1616X	16GS-16FJX45MXBULK	7347-2655	1	25.4	1 5/16-12	1 1/2	1 1/2	1.50	38.0	6.30	160.0	4.07	103.4	25
G20175-2020X	20GS-20FJX45-038XBULK	7347-7617	1 1/4	31.7	1 5/8-12	1 7/8	2	1.50	38.0	7.09	180.0	4.29	108.9	15
G22175-2424X	24GSP-24FJX45-050XBULK	7347-8373	1 1/2	38.1	1 7/8-12	2.16	2.36	1.97	50.0	9.17	233.0	6.28	159.5	10

Female JIC 37° Flare Swivel - 60° Bent Tube



Part No.	Descr.	Prod. No.	⊖		🌀	H1	H2	T		L		C		Std. Pack
			"	mm				"	mm	"	mm	"	mm	
STANDARD PACK														
G20177-1212	12GS-12FJX60-043	7347-76795	3/4	19.1	1 1/16-12	1 1/8	1 1/4	1.69	43.0	5.59	142.0	3.58	91.0	1

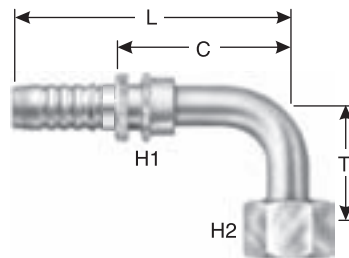
Female JIC 37° Flare Swivel - 90° Bent Tube



Part No.	Descr.	Prod. No.	⊖		🌀	H1	H2	T		L		C		Std. Pack
			"	mm		"	"	mm	"	mm	"	mm	"	
BULK PACK														
G20179-1010X	10GS-10FJXMM90-036 XBULK	7347-8427	5/8	15.8	7/8-14	1 3/16	1 1/16	1.42	36.0	4.37	111.0	1.70	43.3	100

Female JIC 37° Flare Swivel - 90° Short Bent Tube

S, M and L Drops per ISO Final Draft International Standard 12151-S.



Part No.	Descr.	Prod. No.	⊖		🌀	H1	H2	T		L		C		Std. Pack
			"	mm		"	"	mm	"	mm	"	mm		
STANDARD PACK														
G20179-0606	6GS-6FJX90S	7347-27145	3/8	9.5	9/16-18	3/4	3/4	.91	23.0	3.11	79.0	1.70	43.2	1
G20179-0808	8GS-8FJX90S	7347-27245	1/2	12.7	3/4-16	7/8	7/8	1.14	29.0	3.39	86.0	1.91	48.6	1
G20179-0810	8GS-10FJX90S	7347-27255	1/2	12.7	7/8-14	7/8	1 1/16	1.26	32.0	3.62	92.0	2.15	54.5	1
G20179-0812	8GS-12FJX90S	7347-27265	1/2	12.7	1 1/16-12	7/8	1 1/4	1.89	48.0	4.37	111.0	2.89	73.5	1
G20179-1010	10GS-10FJX90S	7347-27345	5/8	15.8	7/8-14	1	1 1/16	1.26	32.0	4.21	107.0	2.24	56.8	1
G20179-1212	12GS-12FJX90S	7347-27445	3/4	19.1	1 1/16-12	1 1/8	1 1/4	1.89	48.0	4.45	113.0	2.44	62.0	1
G20179-1216	12GS-16FJX90S	7347-27465	3/4	19.1	1 5/16-12	1 1/8	1 1/2	2.20	56.0	5.31	135.0	3.31	84.0	1
G20179-1616	16GS-16FJX90S	7347-27555	1	25.4	1 5/16-12	1 7/8	1 1/2	2.20	56.0	5.67	144.0	3.45	87.6	1
G20179-2020	20GS-20FJX90S	7347-27645	1 1/4	31.7	1 5/8-12	1 7/8	2	2.52	64.0	6.85	174.0	4.05	102.9	1
BULK PACK														
G20179-0808X	8GS-8FJX90SXBULK	7347-2724	1/2	12.7	3/4-16	7/8	7/8	1.14	29.0	3.39	86.0	1.91	48.6	170
G20179-0810X	8GS-10FJX90SXBULK	7347-2725	1/2	12.7	7/8-14	7/8	1 1/16	1.26	32.0	3.62	92.0	2.15	54.5	125
G20179-0812X	8GS-12FJX90SXBULK	7347-2726	1/2	12.7	1 1/16-12	7/8	1 1/4	1.89	48.0	4.37	111.0	2.89	73.5	75
G20179-1212X	12GS-12FJX90SXBULK	7347-2744	3/4	19.1	1 1/16-12	1 1/8	1 1/4	1.89	48.0	4.45	113.0	2.44	62.0	50
G20179-1616X	16GS-16FJX90SXBULK	7347-2755	1	25.4	1 5/16-12	1 7/8	1 1/2	2.20	56.0	5.67	144.0	3.45	87.6	25
G20179-2020X	20GS-20FJX90SXBULK	7347-2764	1 1/4	31.7	1 5/8-12	1 7/8	2	2.52	64.0	6.85	174.0	4.05	102.9	20

EQUIPMENT

HOSE/CPLG. SELECTION

GLOBALSPIRAL COUPLINGS

PCM COUPLINGS

PCS COUPLINGS

PCM/PCS FERRULES

MEGACRIMP COUPLINGS

POWER CRIMP COUPLINGS

FIELD ATTACHABLE G1 & G2 COUPLINGS

LOW PRESSURE COUPLINGS

GLX COUPLINGS

POLARSEAL COUPLINGS

POWER STEERING

PCTS THERMO-PLASTIC COUPLINGS

ADAPTERS

ACCESSORIES

QUICK DISCONNECT COUPLERS

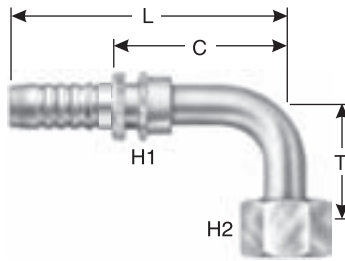
BALL VALVES

ASSEMBLY FABRICATION



Female JIC 37° Flare Swivel - 90° Medium Bent Tube

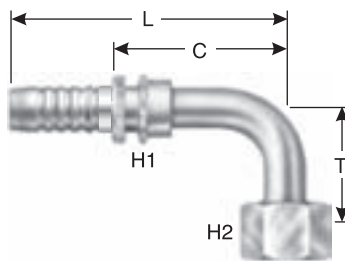
S, M and L Drops per ISO Final Draft International Standard 12151-S.



Part No.	Descr.	Prod. No.	⊖		🌀	H1	H2	T		L		C		Std. Pack
			"	mm		"	"	"	mm	"	mm	"	mm	
STANDARD PACK														
G20180-0608	6GS-8FJX90M	7347-28155	3/8	9.5	3/4-16	3/4	7/8	1.61	41.0	3.58	91.0	2.17	55.2	1
G20180-0808	8GS-8FJX90M	7347-28245	1/2	12.7	3/4-16	7/8	7/8	1.61	41.0	3.62	92.0	2.15	54.6	1
G20180-0810	8GS-10FJX90M	7347-28165	1/2	12.7	7/8-14	7/8	1 1/16	1.85	47.0	3.50	89.0	2.01	51.0	1
G20180-1010	10GS-10FJXMM90M	7347-84285	5/8	15.8	7/8-14	1	1 1/16	1.85	47.0	4.21	107.0	2.23	56.7	1
G20180-1012	10GS-12FJX90M	7347-28355	5/8	15.8	1 1/16-12	1	1 1/4	2.28	58.0	4.76	121.0	2.78	70.7	1
G20180-1212	12GS-12FJX90M	7347-28445	3/4	19.1	1 1/16-12	1 1/8	1 1/4	2.28	58.0	4.45	113.0	2.44	62.0	1
G20180-1214	12GS-14FJX90-060	7347-28455	3/4	19.1	1 3/16-12	1 1/8	1 3/8	2.36	60.0	5.55	141.0	3.54	90.0	1
G20180-1216	12GS-16FJX90M	7347-28465	3/4	19.1	1 5/16-12	1 1/8	1 1/2	2.80	71.0	5.31	135.0	3.31	84.0	1
G20180-1616	16GS-16FJX90M	7347-28555	1	25.4	1 5/16-12	1 1/2	1 1/2	2.80	71.0	5.67	144.0	3.45	87.6	1
G20180-2020	20GS-20FJX90M	7347-28645	1 1/4	31.7	1 5/8-12	1 7/8	2	3.07	78.0	6.85	174.0	4.05	102.9	1
G22180-2424	24GSP-24FJX90-089	7347-84745	1 1/2	38.1	1 7/8-12	2.16	2.36	3.50	89.0	8.35	212.0	5.45	138.4	1
BULK PACK														
G20180-0808X	8GS-8FJX90MXBULK	7347-2824	1/2	12.7	3/4-16	7/8	7/8	1.61	41.0	3.62	92.0	2.15	54.6	125
G20180-0810X	8GS-10FJX90MXBULK	7347-2816	1/2	12.7	7/8-14	7/8	1 1/16	1.85	47.0	3.50	89.0	2.01	51.0	125
G20180-1212X	12GS-12FJX90MXBULK	7347-2844	3/4	19.1	1 1/16-12	1 1/8	1 1/4	2.28	58.0	4.45	113.0	2.44	62.0	55
G20180-1616X	16GS-16FJX90MXBULK	7347-2855	1	25.4	1 5/16-12	1 1/2	1 1/2	2.80	71.0	5.67	144.0	3.45	87.6	30
G20180-2020X	20GS-20FJX90MXBULK	7347-2864	1 1/4	31.7	1 5/8-12	1 7/8	2	3.07	78.0	6.85	174.0	4.05	102.9	16

Female JIC 37° Flare Swivel - 90° Long Bent Tube

S, M and L Drops per ISO Final Draft International Standard 12151-S.



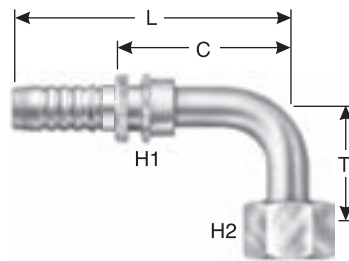
Part No.	Descr.	Prod. No.	⊖		🌀	H1	H2	T		L		C		Std. Pack
			"	mm		"	"	"	mm	"	mm	"	mm	
STANDARD PACK														
G20181-0606	6GS-6FJX90L	7347-29145	3/8	9.5	9/16-18	3/4	3/4	2.13	54.0	3.39	86.0	1.98	50.2	1
G20181-0808	8GS-8FJX90L	7347-29245	1/2	12.7	3/4-16	7/8	7/8	2.52	64.0	3.62	92.0	2.15	54.6	1
G20181-0810	8GS-10FJX90L	7347-29255	1/2	12.7	7/8-14	7/8	1 1/16	3.27	83.0	3.74	95.0	2.26	57.5	1
G20181-1212	12GS-12FJX90L	7347-29445	3/4	19.1	1 1/16-12	1 1/8	1 1/4	3.78	96.0	4.45	113.0	2.44	62.0	1
G20181-1616	16GS-16FJX90L	7347-29555	1	25.4	1 5/16-12	1 1/2	1 1/2	4.33	110.0	5.67	144.0	3.45	87.6	1



Female JIC 37° Flare Swivel - 90° Long Bent Tube - Cont'd

Part No.	Descr.	Prod. No.	⊖			H1	H2	T		L		C		Std. Pack
			"	mm				"	mm	"	mm	"	mm	
G20181-1620	16GS-20FJX90L	7347-29565	1	25.4	1 5/8-12	1 1/2	2	5.08	129.0	6.06	154.0	3.84	97.6	1
G20181-2020	20GS-20FJX90L	7347-29645	1 1/4	31.7	1 5/8-12	1 7/8	2	5.08	129.0	6.85	174.0	4.05	102.9	1
BULK PACK														
G20181-0808X	8GS-8FJX90LXBULK	7347-2924	1/2	12.7	3/4-16	7/8	7/8	2.52	64.0	3.62	92.0	2.15	54.6	100
G20181-0810X	8GS-10FJX90LXBULK	7347-2925	1/2	12.7	7/8-14	7/8	1 1/16	3.27	83.0	3.74	95.0	2.26	57.5	75
G20181-1212X	12GS-12FJX90LXBULK	7347-2944	3/4	19.1	1 1/16-12	1 1/8	1 1/4	3.78	96.0	4.45	113.0	2.44	62.0	25
G20181-1616X	16GS-16FJX90LXBULK	7347-2955	1	25.4	1 5/16-12	1 1/2	1 1/2	4.33	110.0	5.67	144.0	3.45	87.6	25
G20181-1620X	16GS-20FJX90LXBULK	7347-2956	1	25.4	1 5/8-12	1 1/2	2	5.08	129.0	6.06	154.0	3.84	97.6	20

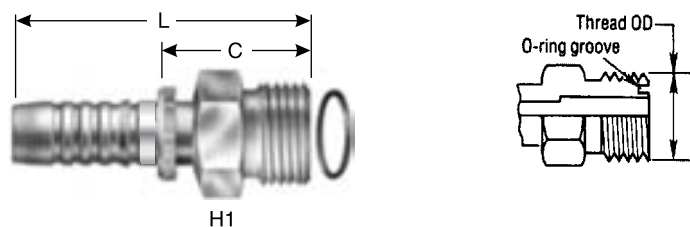
Female JIC 37° Flare Swivel - 90° Extra Long Bent Tube



Part No.	Descr.	Prod. No.	⊖			H1	H2	T		L		C		Std. Pack
			"	mm				"	mm	"	mm	"	mm	
STANDARD PACK														
G20182-0608	6GS-8FJX90-083	7347-76785	3/8	9.5	3/4-16	3/4	7/8	3.27	83.0	3.58	91.0	2.17	55.2	1
G20182-0808	8GS-8FJX90XL	7347-73065	1/2	12.7	3/4-16	7/8	7/8	4.06	103.0	3.62	92.0	2.15	54.6	1

Male Flat-Face O-Ring

Includes Peroxide-cured O-Ring
Metric Hex per ISO Draft International Standard 12151-1.
Utilizes SAE J1453 Captive O-Ring Groove for Improved O-Ring Retention.



Part No.	Descr.	Prod. No.	⊖			H1	H2	L		C		Std. Pack
			"	mm				mm	mm	"	mm	
STANDARD PACK												
G20225-0606	6GS-6MFFOR	7347-23865	3/8	9.5	11/16-16	19.0	—	2.52	64.0	1.11	28.2	1
G20225-0808	8GS-8MFFOR	7347-23825	1/2	12.7	13/16-16	22.0	—	2.68	68.0	1.20	30.5	1
G20225-1010	10GS-10MFFOR	7347-23875	5/8	15.8	1-14	27.0	—	3.42	87.0	1.44	36.7	1
G20225-1012	10GS-12MFFOR	7347-23885	5/8	15.8	1 3/16-12	32.0	—	3.50	89.0	1.52	38.7	1
G20225-1212	12GS-12MFFOR	7347-23835	3/4	19.1	1 3/16-12	32.0	—	3.50	89.0	1.50	38.0	1
G20225-1216	12GS-16MFFOR	7347-23845	3/4	19.1	1 7/16-12	41.0	—	3.74	95.0	1.73	44.0	1
G20225-1616	16GS-16MFFOR	7347-23815	1	25.4	1 7/16-12	41.0	—	4.02	102.0	1.78	45.2	1

EQUIPMENT

HOSE/CPLG. SELECTION

GLOBALSPIRAL COUPLINGS

PCM COUPLINGS

PCS COUPLINGS

PCM/PCS FERRULES

MEGACRIMP COUPLINGS

POWER CRIMP COUPLINGS

FIELD ATTACHABLE G1 & G2 COUPLINGS

LOW PRESSURE COUPLINGS

GLX COUPLINGS

POLARSEAL COUPLINGS

POWER STEERING

PCTS THERMO-PLASTIC COUPLINGS

ADAPTERS

ACCESSORIES

QUICK DISCONNECT COUPLERS

BALL VALVES

ASSEMBLY FABRICATION



EQUIPMENT

HOSE/CPLG. SELECTION

GLOBALSPIRAL COUPLINGS

PCM COUPLINGS

PCS COUPLINGS

PCM/PCS FERRULES

MEGACRIMP COUPLINGS

POWER CRIMP COUPLINGS

FIELD ATTACHABLE G1 & G2 COUPLINGS

LOW PRESSURE COUPLINGS

GLX COUPLINGS

POLARSEAL COUPLINGS

POWER STEERING

PCTS THERMO-PLASTIC COUPLINGS

ADAPTERS


ACCESSORIES

QUICK DISCONNECT COUPLERS

BALL VALVES

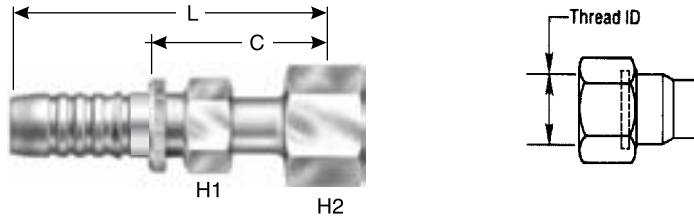
ASSEMBLY FABRICATION


Male Flat-Face O-Ring - Cont'd

Part No.	Descr.	Prod. No.	⊖			H1	H2	L		C		Std. Pack
			"	mm		mm	mm	"	mm	"	mm	
G20225-2020	20GS-20MFFOR	7347-23855	1 1/4	31.7	1 11/16-12	12.7	—	4.72	120.0	1.93	48.9	1
G22225-2424	24GSP-24MFFOR	7347-23905	1 1/2	38.1	2-12	55.0	—	5.12	130.0	2.22	56.4	1
BULK PACK												
G20225-0808X	8GS-8MFFORXBULK	7347-2382	1/2	12.7	13/16-16	22.0	—	2.68	68.0	1.20	30.5	100
G20225-1212X	12GS-12MFFORXBULK	7347-2383	3/4	19.1	1 3/16-12	32.0	—	3.50	89.0	1.50	38.0	60
G20225-1616X	16GS-16MFFORXBULK	7347-2381	1	25.4	1 7/16-12	41.0	—	4.02	102.0	1.78	45.2	50
G22225-2424X	24GSP-24MFFOR XBULK	7347-2390	1 1/2	38.1	2-12	55.0	—	5.12	130.0	2.22	56.4	35

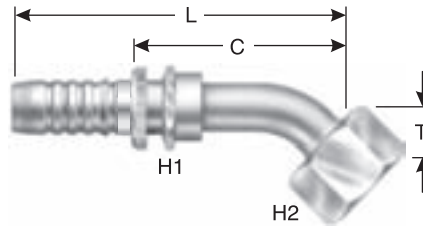
Female Flat-Face O-Ring Swivel

Metric Hex per ISO Draft International Standard 12151-1.
SAE J1453 O-Ring Face Seal.



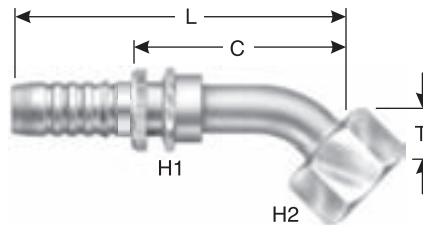
Part No.	Descr.	Prod. No.	⊖			H1	H2	L		C		Std. Pack
			"	mm		mm	mm	"	mm	"	mm	
STANDARD PACK												
G20230-0606	6GS-6FFORX	7347-30145	3/8	9.5	11/16-16	22.0	22.0	2.72	69.0	1.31	33.2	1
G20230-0608	6GS-8FFORX	7347-30155	3/8	9.5	13/16-16	22.0	24.0	2.83	72.0	1.43	36.2	1
G20230-0808	8GS-8FFORX	7347-30245	1/2	12.7	13/16-16	27.0	24.0	2.87	73.0	1.40	35.5	1
G20230-0810	8GS-10FFORX	7347-30255	1/2	12.7	1-14	27.0	30.0	3.07	78.0	1.59	40.5	1
G20230-0812	8GS-12FFORX	7347-30265	1/2	12.7	1 3/16-12	27.0	36.0	3.11	79.0	1.63	41.5	1
G20230-1010	10GS-10FFORX	7347-30345	5/8	15.8	1-14	30.0	30.0	3.70	94.0	1.72	43.7	1
G20230-1012	10GS-12FFORX	7347-30355	5/8	15.8	1 3/16-12	30.0	36.0	3.74	95.0	1.76	44.7	1
G20230-1210	12GS-10FFORX	7347-30435	3/4	19.1	1-14	32.0	30.0	3.82	97.0	1.81	46.0	1
G20230-1212	12GS-12FFORX	7347-30445	1	25.4	1 3/16-12	32.0	36.0	1.95	99.0	1.89	48.0	1
G20230-1216	12GS-16FFORX	7347-30465	1	25.4	1 7/16-12	32.0	41.0	4.06	103.0	2.05	52.0	1
G20230-1220	12GS-20FFORX	7347-30475	3/4	6.4	1 11/16-12	32.0	50.0	3.91	99.3	1.90	48.3	1
G20230-1616	16GS-16FFORX	7347-30555	1	25.4	1 7/16-12	41.0	41.0	4.36	110.8	2.14	54.4	1
G20230-1620	16GS-20FFORX	7347-30565	1	25.4	1 11/16-12	41.0	50.0	4.36	110.7	2.14	54.3	1
G20230-2020	20GS-20FFORX	7347-30645	1 1/4	31.7	1 11/16-12	50.0	50.0	5.04	128.0	2.24	56.9	1
BULK PACK												
G20230-0606X	6GS-6FFORX XBULK	7347-3014	3/8	9.5	11/16-16	22.0	22.0	2.72	69.0	1.31	33.2	250
G20230-0608X	6GS-8FFORX XBULK	7347-3015	3/8	9.5	13/16-16	22.0	24.0	2.83	72.0	1.43	36.2	150
G20230-0808X	8GS-8FFORX XBULK	7347-3024	1/2	12.7	13/16-16	27.0	24.0	2.87	73.0	1.40	35.5	200
G20230-0810X	8GS-10FFORX XBULK	7347-3025	1/2	12.7	1-14	27.0	30.0	3.07	78.0	1.59	40.5	80
G20230-0812X	8GS-12FFORX XBULK	7347-3026	1/2	12.7	1 3/16-12	27.0	36.0	3.11	79.0	1.63	41.5	100
G20230-1210X	12GS-10FFORX XBULK	7347-3043	3/4	19.1	1-14	32.0	30.0	3.82	97.0	1.81	46.0	60
G20230-1212X	12GS-12FFORX XBULK	7347-3044	1	25.4	1 3/16-12	32.0	36.0	1.95	99.0	1.89	48.0	75
G20230-1216X	12GS-16FFORX XBULK	7347-3046	1	25.4	1 7/16-12	32.0	41.0	4.06	103.0	2.05	52.0	50
G20230-1616X	16GS-16FFORX XBULK	7347-3055	1	25.4	1 7/16-12	41.0	41.0	4.36	110.8	2.14	54.4	50
G20230-1620X	16GS-20FFORX XBULK	7347-3056	1	25.4	1 11/16-12	41.0	50.0	4.36	110.7	2.14	54.3	35
G20230-2020X	20GS-20FFORX XBULK	7347-3064	1 1/4	31.7	1 11/16-12	50.0	50.0	5.04	128.0	2.24	56.9	25

Female Flat-Face O-Ring Swivel - 22° Bent Tube



Part No.	Descr.	Prod. No.	⌀			H1	H2	T		L		C		Std. Pack
			"	mm		mm	mm	"	mm	"	mm	"	mm	
STANDARD PACK														
G20232-1616	16GS-16FFORX22-011	7347-78615	1	19.1	1 7/16-12	41.0	41.0	.43	11.0	5.87	149.9	3.68	93.5	1

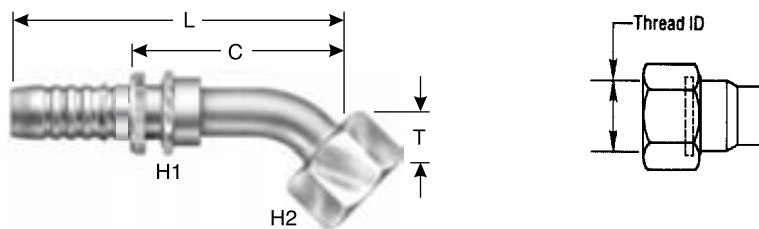
Female Flat-Face O-Ring Swivel - 30° Bent Tube



Part No.	Descr.	Prod. No.	⌀			H1	H2	T		L		C		Std. Pack
			"	mm		mm	mm	"	mm	"	mm	"	mm	
STANDARD PACK														
G20233-1616	16GS-16FFORX30-14	7347-76345	1	19.1	1 7/16-12	41.0	41.0	.55	14.0	5.87	149.0	3.64	92.5	1

Female Flat-Face O-Ring Swivel - 45° Short Bent Tube

Metric Hex per ISO Draft International Standard 12151-1.
SAE J1453 O-Ring Face Seal.



Part No.	Descr.	Prod. No.	⌀			H1	H2	T		L		C		Std. Pack
			"	mm		mm	mm	"	mm	"	mm	"	mm	
STANDARD PACK														
G20234-0606	6GS-6FFORX45S	7347-31145	3/8	9.5	11/16-16	22.0	22.0	.43	11.0	3.23	82.0	1.82	46.2	1
G20234-0608	6GS-8FFORX45S	7347-31155	3/8	9.5	13/16-16	22.0	24.0	.59	15.0	3.66	93.0	2.25	57.2	1
G20234-0808	8GS-8FFORX45S	7347-31245	1/2	12.7	13/16-16	27.0	24.0	.59	15.0	3.70	94.0	2.22	56.5	1
G20234-0810	8GS-10FFORX45S	7347-31255	1/2	12.7	1-14	27.0	30.0	.63	16.0	3.90	99.0	2.42	61.5	1
G20234-0812	8GS-12FFORXMM45S-021	7347-31265	1/2	12.7	1 3/16-12	27.0	36.0	.82	21.0	4.53	115.0	3.05	77.5	1
G20234-1010	10GS-10FFORX45S	7347-31345	5/8	15.8	1-14	30.0	30.0	.63	16.0	4.37	111.0	2.39	60.7	1

EQUIPMENT

HOSE/CPLG. SELECTION

GLOBALSPIRAL COUPLINGS

PCM COUPLINGS

PCS COUPLINGS

PCM/PCS FERRULES

MEGACRIMP COUPLINGS

POWER CRIMP COUPLINGS

FIELD ATTACHABLE G1 & G2 COUPLINGS

LOW PRESSURE COUPLINGS

GLX COUPLINGS

POLARSEAL COUPLINGS

POWER STEERING

PCTS THERMO-PLASTIC COUPLINGS

ADAPTERS

ACCESSORIES


QUICK DISCONNECT COUPLERS

BALL VALVES

ASSEMBLY FABRICATION

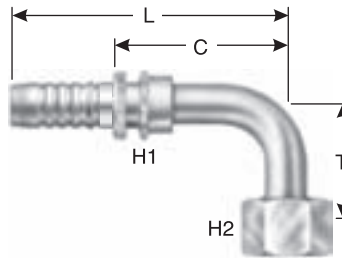



Female Flat-Face O-Ring Swivel - 45° Short Bent Tube - Cont'd

Part No.	Descr.	Prod. No.	⊖			H1	H2	T		L		C		Std. Pack
			"	mm				"	mm	"	mm	"	mm	
G20234-1212	12GS-12FFORX45S	7347-31445	3/4	19.1	1 3/16-12	32.0	36.0	.83	21.0	4.92	125.0	2.91	74.0	1
G20234-1216	12GS-16FFORX45S	7347-31465	3/4	19.1	1 7/16-12	32.0	24.0	.94	24.0	5.39	137.0	3.39	86.0	1
G20234-1616	16GS-16FFORX45S	7347-31555	1	25.4	1 7/16-12	41.0	24.0	.94	24.0	5.67	144.0	3.46	87.8	1
G20234-1620	16GS-20FFORX45S	7347-31565	1	25.4	1 11/16-12	41.0	50.0	.98	25.0	6.46	164.0	4.24	107.6	1
G20234-2020	20GS-20FFORX45-032	7347-76045	1 1/4	31.7	1 11/16-12	50.0	50.0	1.26	32.0	7.09	180.0	4.29	108.9	1
BULK PACK														
G20234-0808X	8GS-8FFORX45SXBULK	7347-3124	1/2	12.7	13/16-16	27.0	24.0	.59	15.0	3.70	94.0	2.22	56.5	125
G20234-1212X	12GS-12FFORX45SXBULK	7347-3144	3/4	19.1	1 3/16-12	32.0	36.0	.83	21.0	4.92	125.0	2.91	74.0	60
G20234-1216X	12GS-16FFORX45SXBULK	7347-3146	3/4	19.1	1 7/16-12	32.0	24.0	.94	24.0	5.39	137.0	3.39	86.0	40
G20234-1616X	16GS-16FFORX45SXBULK	7347-3155	1	25.4	1 7/16-12	41.0	24.0	.94	24.0	5.67	144.0	3.46	87.8	35
G20234-1620X	16GS-20FFORX45SXBULK	7347-3156	1	25.4	1 11/16-12	41.0	50.0	.98	25.0	6.46	164.0	4.24	107.6	25
G20234-2020X	20GS-20FFORX45-032XBULK	7347-7604	1 1/4	31.7	1 11/16-12	50.0	50.0	1.26	32.0	7.09	180.0	4.29	108.9	25

Female Flat-Face O-Ring Swivel - 90° Short Bent Tube

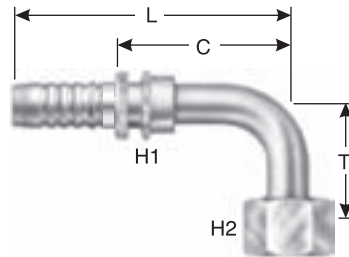
Metric Hex per ISO Draft International Standard 12151-1.
SAE J1453 O-Ring Face Seal.



Part No.	Descr.	Prod. No.	⊖			H1	H2	T		L		C		Std. Pack
			"	mm				"	mm	"	mm	"	mm	
STANDARD PACK														
G20239-0606	6GS-6FFORX90S	7347-32145	3/8	9.5	11/16-16	22.0	22.0	.91	23.0	3.07	78.0	1.66	42.2	1
G20239-0808	8GS-8FFORX90S	7347-32245	1/2	12.7	13/16-16	27.0	24.0	1.14	29.0	3.39	86.0	1.91	48.5	1
G20239-0810	8GS-10FFORX90S	7347-32255	21/32	15.9	1-14	28.6	30.0	1.26	32.0	3.98	101.0	2.50	63.5	1
G20239-0812	8GS-12FFORX90S	7347-32265	1/2	12.7	1 3/16-12	27.0	36.0	1.89	48.0	4.21	107.0	2.74	69.5	1
G20239-1010	10GS-10FFORX90S	7347-32345	5/8	15.8	1-14	30.0	30.0	1.26	32.0	4.20	106.6	2.22	56.3	1
G20239-1210	12GS-10FFORX90S	7347-32435	3/4	19.1	1-14	30.0	30.0	1.26	32.0	4.37	111.0	2.36	60.0	1
G20239-1212	12GS-12FFORX90S	7347-32445	3/4	19.1	1 3/16-12	32.0	36.0	1.89	48.0	5.04	128.0	3.03	77.0	1
G20239-1216	12GS-16FFORX90S	7347-32465	3/4	19.1	1 7/16-12	32.0	41.0	2.20	56.0	5.39	137.0	3.39	86.0	1
G20239-1616	16GS-16FFORX90S	7347-32555	1	25.4	1 7/16-12	41.0	41.0	2.20	56.0	5.67	144.0	3.45	87.6	1
G20239-1620	16GS-20FFORX90S	7347-32565	1	25.4	1 11/16-12	41.0	50.0	2.52	64.0	6.06	154.0	3.84	97.6	1
G20239-2020	20GS-20FFORX90S	7347-32645	1 1/4	31.7	1 11/16-12	50.0	50.0	2.52	64.0	6.77	172.0	3.97	100.9	1
G20239-2024	20GS-24FFORX90-064	7347-76985	1 1/4	31.7	2-12	50.0	60.0	2.52	64.0	6.77	172.0	3.97	100.9	1
BULK PACK														
G20239-0808X	8GS-8FFORX90SXBULK	7347-3224	1/2	12.7	13/16-16	27.0	24.0	1.14	29.0	3.39	86.0	1.91	48.5	140
G20239-1212X	12GS-12FFORX90SXBULK	7347-3244	3/4	19.1	1 3/16-12	32.0	36.0	1.89	48.0	5.04	128.0	3.03	77.0	50
G20239-1216X	12GS-16FFORX90SXBULK	7347-3246	3/4	19.1	1 7/16-12	32.0	41.0	2.20	56.0	5.39	137.0	3.39	86.0	35
G20239-1616X	16GS-16FFORX90SXBULK	7347-3255	1	25.4	1 7/16-12	41.0	41.0	2.20	56.0	5.67	144.0	3.45	87.6	25
G20239-2020X	20GS-20FFORX90SXBULK	7347-3264	1 1/4	31.7	1 11/16-12	50.0	50.0	2.52	64.0	6.77	172.0	3.97	100.9	20

Female Flat-Face O-Ring Swivel - 90° Medium Bent Tube

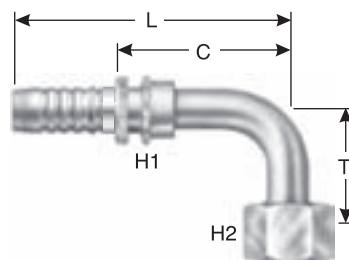
Metric Hex per ISO Draft International Standard 12151-1.
SAE J1453 O-Ring Face Seal.



Part No.	Descr.	Prod. No.	⊖			H1	H2	T		L		C		Std. Pack
			"	mm		mm	mm	"	mm	"	mm	"	mm	
STANDARD PACK														
G20240-0608	6GS-8FFORX90M	7347-33155	3/8	9.5	13/16-16	22.0	24.0	1.61	41.0	3.35	85.0	1.94	49.2	1
G20240-0808	8GS-8FFORX90M	7347-33245	5/8	15.8	1-14	27.0	24.0	1.61	41.0	3.39	86.0	1.91	48.5	1
G20240-0810	8GS-10FFORX90M	7347-33255	1/2	12.7	1-14	27.0	30.0	1.85	47.0	3.98	101.0	2.50	63.5	1
G20240-1010	10GS-10FFORX90M	7347-33345	5/8	15.8	1-14	30.0	30.0	1.85	47.0	4.21	107.0	2.20	56.0	1
G20240-1212	12GS-12FFORX90M	7347-33445	3/4	19.1	1 3/16-12	32.0	36.0	2.28	58.0	5.04	128.0	3.03	77.0	1
G20240-1216	12GS-16FFORX90M	7347-33465	3/4	19.1	1 7/16-12	32.0	41.0	2.80	71.0	5.39	137.0	3.39	86.0	1
G20240-1616	16GS-16FFORX90M	7347-33555	1	25.4	1 7/16-12	41.0	41.0	2.80	71.0	5.67	144.0	3.45	87.6	1
G20240-1620	16GS-20FFORX90M	7347-33565	1	25.4	1 11/16-12	41.0	50.0	3.07	78.0	6.05	153.6	3.83	97.2	1
G20240-2020	20GS-20FFORX90M	7347-33645	1 1/4	31.7	1 11/16-12	50.0	50.0	3.07	78.0	6.77	172.0	3.97	100.9	1
BULK PACK														
G20240-1212X	12GS-12FFORX90MXBULK	7347-3344	3/4	19.1	1 3/16-12	32.0	36.0	2.28	58.0	5.04	128.0	3.03	77.0	40
G20240-1616X	16GS-16FFORX90MXBULK	7347-3355	1	25.4	1 7/16-12	41.0	41.0	2.80	71.0	5.67	144.0	3.45	87.6	30

Female Flat-Face O-Ring Swivel - 90° Long Bent Tube

Metric Hex per ISO Draft International Standard 12151-1.
SAE J1453 O-Ring Face Seal.



Part No.	Descr.	Prod. No.	⊖			H1	H2	T		L		C		Std. Pack
			"	mm		mm	mm	"	mm	"	mm	"	mm	
STANDARD PACK														
G20241-0606	6GS-6FFORX90L	7347-34145	3/8	9.5	11/16-16	22.0	22.0	2.13	54.0	3.35	85.0	1.94	49.2	1
G20241-0808	8GS-8FFORX90-083	7347-73845	1/2	12.7	13/16-16	27.0	24.0	3.27	83.0	3.39	86.0	1.91	48.5	1
G20241-0810	8GS-10FFORX90L	7347-34255	1/2	12.7	1-14	27.0	30.0	2.76	70.0	3.98	101.0	2.50	63.5	1
G20241-1010	10GS-10FFORX90L	7347-34345	5/8	15.8	1-14	30.0	30.0	2.76	70.0	4.45	113.0	2.44	62.0	1
G20241-1212	12GS-12FFORX90L	7347-34445	3/4	19.1	1 3/16-12	32.0	36.0	3.78	96.0	5.04	128.0	3.03	77.0	1
G20241-1216	12GS-16FFORX90L	7347-34465	3/4	19.1	1 7/16-12	32.0	41.0	4.49	114.0	5.39	137.0	3.39	86.0	1
G20241-1616	16GS-16FFORX90L	7347-34555	1	25.4	1 7/16-12	41.0	41.0	4.49	114.0	5.67	144.0	3.45	87.6	1
G20241-2020	20GS-20FFORX90L	7347-34645	1 1/4	31.7	1 11/16-12	50.0	50.0	5.08	129.0	6.77	172.0	3.97	100.9	1

EQUIPMENT

HOSE/CPLG. SELECTION

GLOBALSPIRAL COUPLINGS

PCM COUPLINGS

PCS COUPLINGS

PCM/PCS FERRULES

MEGACRIMP COUPLINGS

POWER CRIMP COUPLINGS

FIELD ATTACHABLE G1 & G2 COUPLINGS

LOW PRESSURE COUPLINGS

GLX COUPLINGS

POLARSEAL COUPLINGS

POWER STEERING

PCTS THERMO-PLASTIC COUPLINGS

ADAPTERS

ACCESSORIES

QUICK DISCONNECT COUPLERS

BALL VALVES

ASSEMBLY FABRICATION



EQUIPMENT
HOSE/CPLG. SELECTION
GLOBALSPIRAL COUPLINGS
PCM COUPLINGS
PCS COUPLINGS
PCM/PCS FERRULES
MEGACRIMP COUPLINGS
POWER CRIMP COUPLINGS
FIELD ATTACHABLE G1 & G2 COUPLINGS
LOW PRESSURE COUPLINGS
GLX COUPLINGS
POLARSEAL COUPLINGS
POWER STEERING
PCTS THERMO-PLASTIC COUPLINGS
ADAPTERS
ACCESSORIES
QUICK DISCONNECT COUPLERS
BALL VALVES
ASSEMBLY FABRICATION

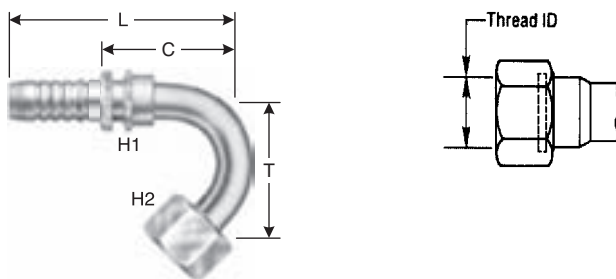
Female Flat-Face O-Ring Swivel - 90° Long Bent Tube - Cont'd

Part No.	Descr.	Prod. No.	⊖			H1	H2	T		L		C		Std. Pack
			"	mm		mm	mm	"	mm	"	mm	"	mm	
BULK PACK														
G20241-1212X	12GS-12FFORX90LXBULK	7347-3444	3/4	19.1	1 3/16-12	32.0	36.0	3.78	96.0	5.04	128.0	3.03	77.0	25
G20241-1216X	12GS-16FFORX90LXBULK	7347-3446	3/4	19.1	1 7/16-12	32.0	41.0	4.49	114.0	5.39	137.0	3.39	86.0	30
G20241-1616X	16GS-16FFORX90LXBULK	7347-3455	1	25.4	1 7/16-12	41.0	41.0	4.49	114.0	5.67	144.0	3.45	87.6	20

NOTE: See also Komatsu Style O-Ring Flanges.

Female Flat-Face O-Ring Swivel - 135° Bent Tube

Metric Hex per ISO Draft International Standard 12151-1.
SAE J1453 O-Ring Face Seal.

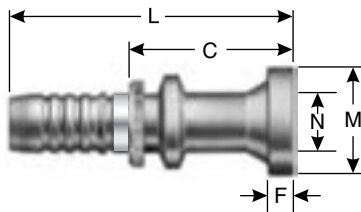


Part No.	Descr.	Prod. No.	⊖			H1	H2	T		L		C		Std. Pack
			"	mm		mm	mm	"	mm	"	mm	"	mm	
STANDARD PACK														
G20248-1216	12GS-16FFORX135	7347-73795	3/4	19.1	1 7/16-12	27.0	24.0	3.28	83.0	3.39	86.0	1.48	37.5	1

NOTE: See also Komatsu Style O-Ring Flanges.

Code 61 O-Ring Flange

See Accessories for O-Rings.



Part No.	Descr.	Prod. No.	⊖		N	M		L		C		F		Std. Pack
			"	mm		"	mm	"	mm	"	mm	"	mm	
STANDARD PACK														
G20300-0608	6GS-8FL	7347-41155	3/8	9.5	1/2	1.19	30.2	3.54	90.0	2.13	54.2	.27	6.7	1
G20300-0808	8GS-8FL	7347-41245	1/2	12.7	1/2	1.19	30.2	3.66	93.0	2.19	55.5	.27	6.7	1
G20300-0812	8GS-12FL	7347-41265	1/2	12.7	3/4	1.50	38.1	3.86	98.0	2.38	60.5	.27	6.7	1
G20300-0816	8GS-16FL	7347-41285	1/2	12.7	1	1.75	44.5	2.84	72.2	1.37	34.7	.32	8.0	1
G20300-1012	10GS-12FL	7347-41355	5/8	15.8	3/4	1.50	38.1	4.29	109.0	2.31	58.7	.27	6.7	1
G20300-1208	12GS-8FL	7347-41425	3/4	19.1	1/2	1.19	30.2	4.41	112.0	2.40	61.0	.27	6.7	1
G20300-1212	12GS-12FL	7347-41445	3/4	19.1	3/4	1.50	38.1	4.37	111.0	2.36	60.0	.27	6.7	1

NOTE: See also Komatsu Style O-Ring Flanges.



Code 61 O-Ring Flange - Cont'd

Part No.	Descr.	Prod. No.	⊖		N	M		L		C		F		Std. Pack
			"	mm		"	"	mm	"	mm	"	mm	"	
G20300-1216	12GS-16FL*	7347-41465	3/4	19.1	1	1.75	44.5	4.37	111.0	2.36	60.0	.32	8.0	1
G20300-1220	12GS-20FL*	7347-41475	3/4	19.1	1 1/4	2.00	50.8	4.37	111.0	2.36	60.0	.32	8.0	1
G20300-1616	16GS-16FL*	7347-41555	1	25.4	1	1.75	44.5	4.92	125.0	2.70	68.6	.32	8.0	1
G20300-1620	16GS-20FL*	7347-41565	1	25.4	1 1/4	2.00	50.8	4.92	125.0	2.69	68.2	.32	8.0	1
G20300-1624	16GS-24FL*	7347-41575	1	25.4	1 1/2	2.38	60.5	4.92	125.0	1.90	48.2	.32	8.0	1
G20300-2016	20GS-16FL*	7347-41635	1 1/4	31.7	1	1.75	44.5	5.35	136.0	2.55	64.9	.32	8.0	1
G20300-2020	20GS-20FL*	7347-41645	1 1/4	31.7	1 1/4	2.00	50.8	5.75	146.0	2.95	74.9	.32	8.0	1
G20300-2024	20GS-24FL*	7347-41655	1 1/4	31.7	1 1/2	2.38	60.5	6.30	160.0	3.50	88.9	.32	8.0	1
G20300-2032	20GS-32FL*	7347-41665	1 1/4	31.7	2	2.81	71.4	5.71	145.0	2.91	73.9	.38	9.5	1
G22300-2424	24GSP-24FL	7347-41725	1 1/2	38.1	1 1/2	2.38	60.3	6.02	152.9	3.12	79.3	.32	8.0	1
G22300-2432	24GSP-32FL	7347-41735	1 1/2	38.1	2	2.81	71.4	5.79	147.1	2.99	75.9	.38	9.5	1
G22300-3224	32GSP-24FL	7347-41785	2	50.8	1 1/2	2.38	60.5	6.53	166.0	2.49	75.9	.32	8.0	1
G22300-3232	32GSP-32FL	7347-41795	2	50.8	2	2.81	71.4	6.27	159.3	2.65	67.3	.38	9.5	1
BULK PACK														
G20300-0808X	8GS-8FLXBULK	7347-4124	1/2	12.7	1/2	1.19	30.2	3.66	93.0	2.19	55.5	.27	6.7	100
G20300-0812X	8GS-12FLXBULK	7347-4126	1/2	12.7	3/4	1.19	38.2	3.66	98.0	2.38	60.5	.27	6.7	60
G20300-1212X	12GS-12FLXBULK	7347-4144	3/4	19.1	3/4	1.50	38.1	4.37	111.0	2.36	60.0	.27	6.7	70
G20300-1216X	12GS-16FLXBULK	7347-4146	3/4	19.1	1	1.75	44.5	4.37	111.0	2.36	60.0	.32	8.0	50
G20300-1616X	16GS-16FLXBULK	7347-4155	1	25.4	1	1.75	44.5	4.92	125.0	2.70	68.6	.32	8.0	45
G20300-1620X	16GS-20FLXBULK	7347-4156	1	25.4	1 1/4	2.00	50.8	4.92	125.0	2.69	68.2	.32	8.0	35
G20300-2020X	20GS-20FLXBULK	7347-4164	1 1/4	31.7	1 1/4	2.00	50.8	5.75	146.0	2.95	74.9	.32	8.0	25
G20300-2024X	20GS-24FLXBULK	7347-4165	1 1/4	31.7	1 1/2	2.38	60.5	6.30	160.0	3.50	88.9	.32	8.0	25
G22300-2424X	24GSP-24FLXBULK	7347-4172	1 1/2	38.1	1 1/2	2.38	60.3	6.02	152.9	3.12	79.3	.32	8.0	20
G22300-2432X	24GSP-32FLXBULK	7347-4173	1 1/2	38.1	2	2.81	71.4	5.79	147.1	2.99	75.9	.38	9.5	5
G22300-3232X	32GSP-32FLXBULK	7347-4179	2	50.8	2	2.81	71.4	6.27	159.3	2.65	67.3	.38	9.5	15

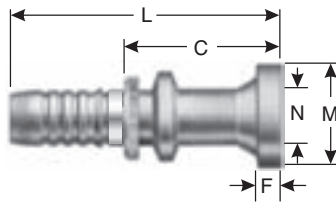
NOTE: See also Komatsu Style O-Ring Flanges.

* -16FL Max. W.P. 5,000 psi; -20FL Max. W.P. 4,000 psi; -24FL Max. W.P. 3,000 psi; -32FL Max. W.P. 2,000 psi.

Code 61 O-Ring Flange Long Neck

S, M and L Drops per ISO Final Draft International Standard 12151-3.

See Accessories for O-Rings.



Part No.	Descr.	Prod. No.	⊖		N	M		L		C		F		Std. Pack
			"	mm		"	"	mm	"	mm	"	mm	"	
STANDARD PACK														
G20301-1212	12GS-12FLL	7347-41455	3/4	19.1	3/4	1.50	38.1	5.20	132.0	3.19	81.0	.27	6.7	1
G20301-1616	16GS-16FLL*	7347-41545	1	25.4	1	1.75	44.5	5.63	143.0	3.41	86.6	.32	8.0	1
G20301-2020	20GS-20FLL*	7347-41675	1 1/4	31.7	1 1/4	2.00	50.8	6.26	159.0	3.46	87.9	.32	8.0	1

NOTE: See also Komatsu Style O-Ring Flanges.

* -16FL Max. W.P. 5,000 psi; -20FL Max. W.P. 4,000 psi; -24FL Max. W.P. 3,000 psi; -32FL Max. W.P. 2,000 psi.

EQUIPMENT

HOSE/CPLG. SELECTION

GLOBALSPIRAL COUPLINGS

PCM COUPLINGS

PCS COUPLINGS

PCM/PCS FERRULES

MEGACRIMP COUPLINGS

POWER CRIMP COUPLINGS

FIELD ATTACHABLE G1 & G2 COUPLINGS

LOW PRESSURE COUPLINGS

GLX COUPLINGS

POLARSEAL COUPLINGS

POWER STEERING

PCTS THERMO-PLASTIC COUPLINGS

ADAPTERS

ACCESSORIES

QUICK DISCONNECT COUPLERS

BALL VALVES

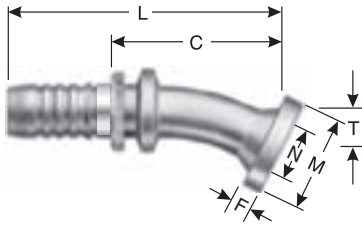
ASSEMBLY FABRICATION



GlobalSpiral™ Couplings

Code 61 O-Ring Flange - 22½° Bent Tube

S, M and L Drops per ISO Final Draft International Standard 12151-3.
See Accessories for O-Rings.

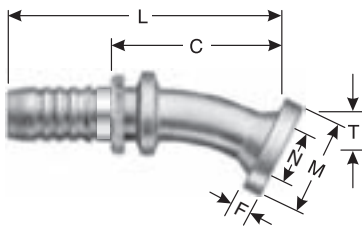


Part No.	Descr.	Prod. No.	⊖		N	M		T		L		C		F		Std. Pack
			"	mm		"	"	mm	"	mm	"	mm	"	mm	"	
STANDARD PACK																
G20302-0808	8GS-8FL22M	7347-42245	1/2	12.7	1/2	1.19	30.2	.35	9.0	3.78	96.0	2.30	58.5	.27	6.7	1
G20302-1212	12GS-12FL22M	7347-42445	3/4	19.1	3/4	1.50	38.1	.43	11.0	5.16	131.0	3.15	80.0	.27	6.7	1
G20302-1216	12GS-16FL22M*	7347-42465	3/4	19.1	1	1.75	44.5	.55	14.0	5.24	133.0	3.23	82.0	.32	8.0	1
G20302-1616	16GS-16FL22M*	7347-42555	1	25.4	1	1.75	44.5	.55	14.0	6.10	155.0	3.87	98.4	.32	8.0	1
G20302-1620	16GS-20FL22M*	7347-42565	1	25.4	1 1/4	2.00	50.8	.59	15.0	6.61	168.0	4.37	111.0	.32	8.0	1
G20302-2020	20GS-20FL22M*	7347-42645	1 1/4	31.7	1 1/4	2.00	50.8	.59	15.0	7.01	178.0	4.21	106.9	.32	8.0	1
G20302-2024	20GS-24FL22M*	7347-42655	1 1/4	31.7	1 1/2	2.38	60.5	.71	18.0	7.32	186.0	4.52	114.9	.32	8.0	1
G22302-2424	24GSP-24FL22M	7347-42725	1 1/2	38.1	1 1/2	2.38	60.5	.71	18.0	—	211.0	—	137.5	.32	8.0	1
G22302-2432	24GSP-32FL22M	7347-42735	1 1/2	38.1	2	2.81	71.4	.87	22.0	—	214.0	—	140.2	.38	9.5	1
BULK PACK																
G20302-1212X	12GS-12FL22MXBULK	7347-42444	3/4	19.1	3/4	1.50	38.1	.43	11.0	5.16	131.0	3.15	80.0	.27	6.7	50
G20302-1616X	16GS-16FL22MXBULK	7347-42555	1	25.4	1	1.75	44.5	.55	14.0	6.10	155.0	3.87	98.4	.32	8.0	30

* -16FL Max. W.P. 5,000 psi; -20FL Max. W.P. 4,000 psi; -24FL Max. W.P. 3,000 psi; -32FL Max. W.P. 2,000 psi.

Code 61 O-Ring Flange - 30° Bent Tube

S, M and L Drops per ISO Final Draft International Standard 12151-3.
See Accessories for O-Rings.



Part No.	Descr.	Prod. No.	⊖		N	M		T		L		C		F		Std. Pack
			"	mm		"	"	mm	"	mm	"	mm	"	mm		
STANDARD PACK																
G20304-0812	8GS-12FL30M	7347-43265	1/2	12.7	3/4	1.50	38.1	.63	16.0	3.94	100.0	2.46	62.5	.27	6.7	1
G20304-1212	12GS-12FL30M	7347-43445	3/4	19.1	3/4	1.50	38.1	.63	16.0	5.08	129.0	3.07	78.0	.27	6.7	1
G20304-1216	12GS-16FL30M*	7347-43465	3/4	19.1	1	1.75	44.5	.75	19.0	4.76	121.0	2.76	70.0	.32	8.0	1
G20304-1616	16GS-16FL30M*	7347-43555	1	25.4	1	1.75	44.5	.75	19.0	6.02	153.0	3.80	96.6	.32	8.0	1
G20304-1620	16GS-20FL30M*	7347-43565	1	25.4	1 1/4	2.00	50.8	.87	22.0	6.54	166.0	4.29	109.0	.32	8.0	1
G20304-2020	20GS-20FL30M*	7347-43645	1 1/4	31.7	1 1/4	2.00	50.8	.87	22.0	6.93	176.0	4.13	104.9	.32	8.0	1
G20304-2024	20GS-24FL30M*	7347-43655	1 1/4	31.7	1 1/2	2.38	60.5	1.18	30.0	7.17	182.0	4.37	110.9	.32	8.0	1
G22304-2424	24GSP-24FL30S	7347-43725	1 1/2	38.1	1 1/2	2.38	60.5	—	25.0	—	209.0	—	135.2	.32	8.0	1

* -16FL Max. W.P. 5,000 psi; -20FL Max. W.P. 4,000 psi; -24FL Max. W.P. 3,000 psi; -32FL Max. W.P. 2,000 psi.



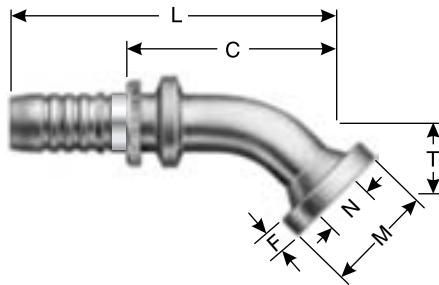
Code 61 O-Ring Flange - 30° Bent Tube - Cont'd

Part No.	Descr.	Prod. No.	⊖		N	M		T		L		C		F		Std. Pack
			"	mm		"	"	mm	"	mm	"	mm	"	mm	"	
BULK PACK																
G20304-0812X	8GS-12FL30MXBULK	7347-4326	1/2	12.7	3/4	1.50	38.1	.63	16.0	3.94	100.0	2.46	62.5	.27	6.7	125
G20304-1616X	16GS-16FL30MXBULK	7347-4355	1	25.4	1	1.75	44.5	.75	19.0	6.02	153.0	3.80	96.6	.32	8.0	30
G20304-2020X	20GS-20FL30MXBULK	7347-4364	1 1/4	31.7	1 1/4	2.00	50.8	.87	22.0	6.93	176.0	4.13	104.9	.32	8.0	20
G22303-2424X	24GSP-24FL30SXBULK	7347-4372	1 1/2	38.1	1 1/2	2.38	60.5	—	25.0	—	209.0	—	135.2	.32	8.0	16

Code 61 O-Ring Flange - 45° Short Bent Tube

S, M and L Drops per ISO Final Draft International Standard 12151-3.

See Accessories for O-Rings.



Part No.	Descr.	Prod. No.	⊖		N	M		T		L		C		F		Std. Pack
			"	mm		"	"	mm	"	mm	"	mm	"	mm	"	
STANDARD PACK																
G20306-1216	12GS-16FL45S*	7347-73135	3/4	19.1	1	1.75	44.5	1.10	28.0	4.96	126.0	2.95	75.0	.32	8.0	1
G20306-2020	20GS-20FL45S*	7347-73565	1 1/4	31.7	1 1/4	2.00	50.8	1.26	32.0	6.69	170.0	3.89	98.9	.32	8.0	1
G20306-2024	20GS-24FL45S*	7347-73575	1 1/4	31.7	1 1/2	2.38	60.5	1.50	38.0	6.93	176.0	4.13	104.8	.32	8.0	1
G22306-2420	24GSP-20FL45S	7347-44715	1 1/2	38.1	1 1/4	2.00	50.8	1.26	32.0	7.09	180.0	4.49	114.5	.32	8.0	999
G22306-2424	24GSP-24FL45S	7347-44725	1 1/2	38.1	1 1/2	2.38	60.3	1.50	38.0	7.95	202.0	5.05	128.6	.32	8.0	1
G22306-3224	32GSP-24FL45S	7347-44785	2	50.8	1 1/2	2.38	60.5	—	38.0	—	206.0	—	113.7	.32	8.0	1
G22307-3232	32GSP-32FL45-066	7347-44805	2	50.8	2	2.81	71.4	2.60	66.0	10.12	257.0	6.50	165.0	.38	9.5	1
BULK PACK																
G20306-1216X	12GS-16FL45SXBULK	7347-7313	3/4	19.1	1	1.75	44.5	1.10	28.0	4.96	126.0	2.95	75.0	.32	8.0	50
G20306-2020X	20GS-20FL45SXBULK	7347-7356	1 1/4	31.7	1 1/4	2.00	50.8	1.26	32.0	6.69	170.0	3.89	98.9	.32	8.0	20
G22306-2424X	24GSP-24FL45SXBULK	7347-4472	1 1/2	38.1	1 1/2	2.38	60.3	1.50	38.0	7.95	202.0	5.05	128.6	.32	8.0	20
G22306-3224X	32GSP-24FL45SXBULK	7347-4478	2	50.8	1 1/2	2.38	60.5	—	38.0	—	206.0	—	113.7	.32	8.0	—
G22307-3232X	32GSP-32FL45-066XBULK	7347-4480	2	50.8	2	2.81	71.4	2.60	66.0	10.12	257.0	6.50	165.0	.38	9.5	5

* -16FL Max. W.P. 5,000 psi; -20FL Max. W.P. 4,000 psi; -24FL Max. W.P. 3,000 psi; -32FL Max. W.P. 2,000 psi.

EQUIPMENT

HOSE/CPLG. SELECTION

GLOBALSPIRAL COUPLINGS

PCM COUPLINGS

PCS COUPLINGS

PCM/PCS FERRULES

MEGACRIMP COUPLINGS

POWER CRIMP COUPLINGS

FIELD ATTACHABLE G1 & G2 COUPLINGS

LOW PRESSURE COUPLINGS

GLX COUPLINGS

POLARSEAL COUPLINGS

POWER STEERING

PCTS THERMO-PLASTIC COUPLINGS

ADAPTERS

ACCESSORIES

QUICK DISCONNECT COUPLERS

BALL VALVES

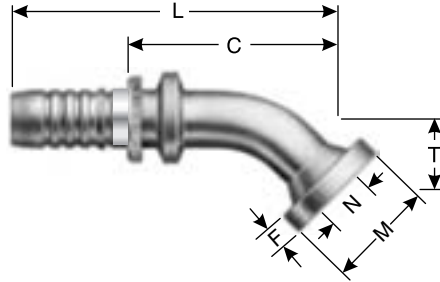
ASSEMBLY FABRICATION



GlobalSpiral™ Couplings

Code 61 O-Ring Flange - 45° Medium Bent Tube

S, M and L Drops per ISO Final Draft International Standard 12151-3.
See Accessories for O-Rings.

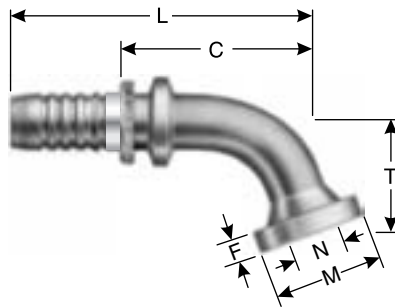


Part No.	Descr.	Prod. No.	⊖		N	M		T		L		C		F		Std. Pack
			"	mm		"	"	mm	"	mm	"	mm	"	mm	"	
STANDARD PACK																
G20307-0608	6GS-8FL45M	7347-44155	3/8	9.5	1/2	1.19	30.2	.75	19.0	3.66	93.0	2.25	57.2	.27	6.7	1
G20307-0808	8GS-8FL45M	7347-44245	1/2	12.7	1/2	1.19	30.2	.75	19.0	3.70	94.0	2.22	56.5	.27	6.7	1
G20307-0812	8GS-12FL45M	7347-44265	1/2	12.7	3/4	1.50	38.1	1.02	26.0	3.98	101.0	2.50	63.5	.27	6.7	1
G20307-1012	10GS-12FL45M	7347-44355	5/8	15.8	3/4	1.50	38.1	1.02	26.0	5.00	127.0	3.02	76.7	.27	6.7	1
G20307-1212	12GS-12FL45M	7347-44445	3/4	19.1	3/4	1.50	38.1	1.02	26.0	4.88	124.0	2.87	73.0	.27	6.7	1
G20307-1616	16GS-16FL45M*	7347-44555	1	25.4	1	1.75	44.5	1.26	32.0	5.79	147.0	3.57	90.6	.32	8.0	1
G20307-1620	16GS-20FL45M*	7347-44565	1	25.4	1 1/4	2.00	50.8	1.50	38.0	6.22	158.0	3.97	100.8	.32	8.0	1
G20307-2016	20GS-16FL45M*	7347-44635	1 1/4	31.7	1	1.75	44.5	1.26	32.0	6.42	163.0	3.62	91.9	.32	8.0	1
BULK PACK																
G20307-0808X	8GS-8FL45MXBULK	7347-4424	1/2	12.7	1/2	1.19	30.2	.75	19.0	3.70	94.0	2.22	56.5	.27	6.7	125
G20307-0812X	8GS-12FL45MXBULK	7347-4426	1/2	12.7	3/4	1.50	38.1	1.02	26.0	3.98	101.0	2.50	63.5	.27	6.7	75
G20307-1212X	12GS-12FL45MXBULK	7347-4444	3/4	19.1	3/4	1.50	38.1	1.02	26.0	4.88	124.0	2.87	73.0	.27	6.7	75
G20307-1616X	16GS-16FL45MXBULK	7347-4455	1	25.4	1	1.75	44.5	1.26	32.0	5.79	147.0	3.57	90.6	.32	8.0	40
G20307-1620X	16GS-20FL45MXBULK	7347-4456	1	25.4	1 1/4	2.00	50.8	1.50	38.0	6.22	158.0	3.97	100.8	.32	8.0	25

* -16FL Max. W.P. 5,000 psi; -20FL Max. W.P. 4,000 psi; -24FL Max. W.P. 3,000 psi; -32FL Max. W.P. 2,000 psi.

Code 61 O-Ring Flange - 60° Bent Tube

S, M and L Drops per ISO Final Draft International Standard 12151-3.
See Accessories for O-Rings.



Part No.	Descr.	Prod. No.	⊖		N	M		T		L		C		F		Std. Pack
			"	mm		"	"	mm	"	mm	"	mm	"	mm		
STANDARD PACK																
G20309-0808	8GS-8FL60M	7347-45245	1/2	12.7	1/2	1.19	30.2	1.06	27.0	4.09	104.0	2.62	66.5	.27	6.7	1
G20309-1212	12GS-12FL60M	7347-45445	3/4	19.1	3/4	1.50	38.1	1.46	37.0	5.39	137.0	3.39	86.0	.27	6.7	1



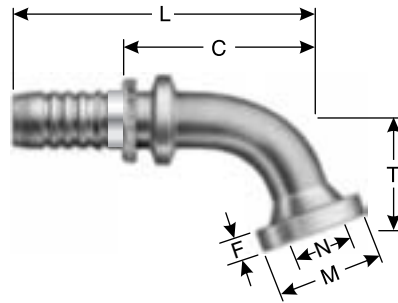
Code 61 O-Ring Flange - 60° Bent Tube - Cont'd

Part No.	Descr.	Prod. No.	⊖		N	M		T		L		C		F		Std. Pack
			"	mm		"	mm	"	mm	"	mm	"	mm	"	mm	
G20309-1216	12GS-16FL60M*	7347-45465	3/4	19.1	1	1.75	44.5	1.73	44.0	5.35	136.0	3.35	85.0	.32	8.0	1
G20309-1616	16GS-16FL60M*	7347-45555	1	25.4	1	1.75	44.5	1.73	44.0	6.18	157.0	3.97	100.8	.32	8.0	1
G20309-1620	16GS-20FL60M*	7347-45565	1	25.4	1 1/4	2.00	50.8	2.17	55.0	6.18	157.0	3.94	100.2	.32	8.0	1
G20309-2020	20GS-20FL60M*	7347-45645	1 1/4	31.7	1 1/4	2.00	50.8	2.17	55.0	7.36	187.0	4.56	115.9	.32	8.0	1
G20309-2024	20GS-24FL60M*	7347-45655	1 1/4	31.7	1 1/2	2.38	60.5	2.52	64.0	7.68	195.0	4.88	123.9	.32	8.0	1
G22309-2432	24GSP-32FL60S	7347-45735	—	—	—	—	—	—	—	—	—	—	—	—	—	1
BULK PACK																
G20309-1616X	16GS-16FL60MXBULK	7347-4555	1	25.4	1	1.75	44.5	1.73	44.0	6.18	157.0	3.97	100.8	.32	8.0	25
G22309-2432X	24GSP-32FL60SXBULK	7347-4573	1 1/2	38.1	2	2.81	71.4	—	25.0	—	238.0	—	100.9	.38	9.5	—

* -16FL Max. W.P. 5,000 psi; -20FL Max. W.P. 4,000 psi; -24FL Max. W.P. 3,000 psi; -32FL Max. W.P. 2,000 psi.

Code 61 O-Ring Flange - 67½° Bent Tube

S, M and L Drops per ISO Final Draft International Standard 12151-3.
See Accessories for O-Rings.



Part No.	Descr.	Prod. No.	⊖		N	M		T		L		C		F		Std. Pack
			"	mm		"	mm	"	mm	"	mm	"	mm	"	mm	
STANDARD PACK																
G20311-0812	8GS-12FL67-032	7347-78025	1/2	12.7	1/2	1.50	38.1	1.26	32.0	3.70	94.0	2.21	56.2	.27	6.7	1
G20311-1212	12GS-12FL67M	7347-46445	3/4	19.1	3/4	1.50	38.1	1.65	42.0	5.20	132.0	3.19	81.0	.27	6.7	1
G20311-1216	12GS-16FL67M*	7347-46465	3/4	19.1	1	1.75	44.5	2.01	51.0	5.08	129.0	3.07	78.0	.32	8.0	1
G20311-1616	16GS-16FL67M*	7347-46555	1	25.4	1	1.75	44.5	2.01	51.0	5.94	151.0	3.71	94.3	.32	8.0	1
G20311-1620	16GS-20FL67M*	7347-46565	1	25.4	1 1/4	2.00	50.8	2.52	64.0	5.83	148.0	3.59	91.2	.32	8.0	1
G20311-2020	20GS-20FL67M*	7347-46645	1 1/4	31.7	1 1/4	2.00	50.8	2.52	64.0	7.01	178.0	4.21	106.9	.32	8.0	1
G20311-2024	20GS-24FL67S*	7347-76605	1 1/4	31.7	1 1/2	2.38	60.5	2.01	51.0	6.46	164.0	3.66	92.9	.32	8.0	1
G22311-2432	24GSP-32FL67S	7347-46735	1 1/2	38.1	2	2.81	71.4	—	85.0	—	234.0	—	150.4	.38	9.5	1
BULK PACK																
G22311-2432X	24GSP-32FL67SXBULK	7347-4673	1 1/2	38.1	2	2.81	71.4	—	85.0	—	234.0	—	150.4	.38	9.5	—

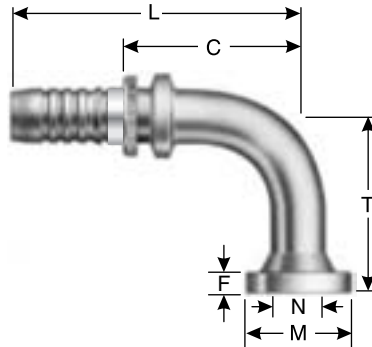
* -16FL Max. W.P. 5,000 psi; -20FL Max. W.P. 4,000 psi; -24FL Max. W.P. 3,000 psi; -32FL Max. W.P. 2,000 psi.

- EQUIPMENT
- HOSE/CPLG. SELECTION
- GLOBALSPIRAL COUPLINGS**
- PCM COUPLINGS
- PCS COUPLINGS
- PCM/PCS FERRULES
- MEGACRIMP COUPLINGS
- POWER CRIMP COUPLINGS
- FIELD ATTACHABLE G1 & G2 COUPLINGS
- LOW PRESSURE COUPLINGS
- GLX COUPLINGS
- POLARSEAL COUPLINGS
- POWER STEERING
- PCTS THERMO-PLASTIC COUPLINGS
- ADAPTERS
- ACCESSORIES
- QUICK DISCONNECT COUPLERS
- BALL VALVES
- ASSEMBLY FABRICATION



Code 61 O-Ring Flange - 90° Bent Tube

S, M and L Drops per ISO Final Draft International Standard 12151-3.
See Accessories for O-Rings.

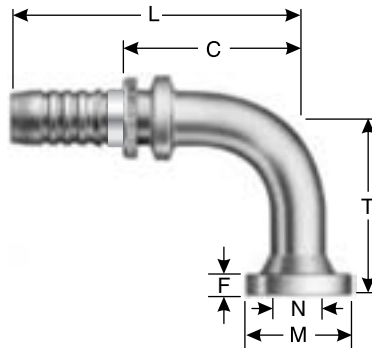


Part No.	Descr.	Prod. No.	⊖		N		M		T		L		C		F		Std. Pack
			"	mm	"	"	mm	"	mm	"	mm	"	mm	"	mm	"	
STANDARD PACK																	
G20317-1212	12GS-12FL90-100	7347-73905	3/4	19.1	3/4	1.50	38.1	3.94	100.0	4.41	112.0	2.40	61.0	.27	6.7	1	
G20318-1212	12GS-12FL90-125	7347-73985	3/4	19.1	3/4	1.50	38.1	4.92	125.0	4.80	122.0	2.80	71.0	.27	6.7	1	
G20317-1220	12GS-20FL90-125*	7347-78375	3/4	19.1	1 1/4	2.00	50.8	4.92	125.0	4.76	121.0	2.76	70.0	.32	8.0	1	
G20317-1616	16GS-16FL90-120*	7347-73165	1	25.4	1	1.75	44.5	4.72	120.0	5.28	134.0	3.04	77.2	.32	8.0	1	
G20317-1620	16GS-20FL90-120	7347-76495	1	25.4	1 1/4	2.00	50.8	4.72	120.0	5.28	134.0	3.04	77.2	.32	8.0	1	
G20317-2020	20GS-20FL90-168*	7347-76105	1 1/4	31.7	1 1/4	2.00	50.8	6.61	168.0	6.54	166.0	3.74	94.9	.32	8.0	1	
G22316-2432	24GSP-32FL90-170	7347-85435	—	—	—	—	—	—	—	—	—	—	—	—	—	1	
BULK PACK																	
G20317-1212X	12GS-12FL90-100XBULK	7347-7390	3/4	19.1	3/4	1.50	38.1	3.94	100.0	4.41	112.0	2.40	61.0	.27	6.7	50	
G20317-1616X	16GS-16FL90-120XBULK	7347-7316	1	25.4	1	1.75	44.5	4.72	120.0	5.28	134.0	3.04	77.2	.32	8.0	25	

* -16FL Max. W.P. 5,000 psi; -20FL Max. W.P. 4,000 psi; -24FL Max. W.P. 3,000 psi; -32FL Max. W.P. 2,000 psi.

Code 61 O-Ring Flange - 90° Extra Short Bent Tube

S, M and L Drops per ISO Final Draft International Standard 12151-3.
See Accessories for O-Rings.

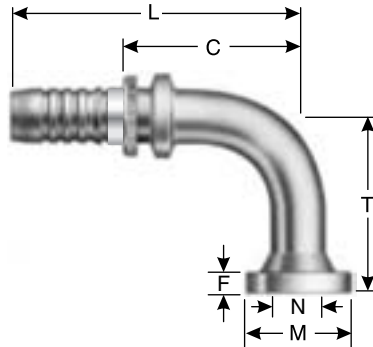


Part No.	Descr.	Prod. No.	⊖		N		M		T		L		C		F		Std. Pack
			"	mm	"	"	mm	"	mm	"	mm	"	mm	"	mm		
STANDARD PACK																	
G20313-1624	16GS-24FL90-060*	7347-73975	1	25.4	1 1/2	2.38	60.3	2.36	60.0	5.71	145.0	3.47	88.2	.32	8.0	1	

* -16FL Max. W.P. 5,000 psi; -20FL Max. W.P. 4,000 psi; -24FL Max. W.P. 3,000 psi; -32FL Max. W.P. 2,000 psi.

Code 61 O-Ring Flange - 90° Short Bent Tube

S, M and L Drops per ISO Final Draft International Standard 12151-3.
See Accessories for O-Rings.



Part No.	Descr.	Prod. No.	Ø		N	M		T		L		C		F		Std. Pack
			"	mm		"	"	mm	"	mm	"	mm	"	mm	"	
STANDARD PACK																
G20314-1208	12GS-8FL90-050	7347-76035	3/4	19.1	1/2	1.19	30.2	1.97	50.0	4.80	122.0	2.80	71.0	.27	6.7	1
G20314-1216	12GS-16FL90S*	7347-73915	3/4	19.1	1	1.75	44.5	2.40	61.0	4.41	112.0	2.40	61.0	.32	8.0	1
G20314-1220	12GS-20FL90-054*	7347-73995	3/4	19.1	1 1/4	2.00	50.8	2.13	54.0	5.16	131.0	3.15	80.0	.32	8.0	1
G20314-1616	16GS-16FL90S*	7347-47555	1	25.4	1	1.75	44.5	2.40	61.0	5.31	135.0	3.09	78.6	.32	8.0	1
G20314-1620	16GS-20FL90S*	7347-47565	1	25.4	1 1/4	2.00	50.8	2.68	68.0	5.28	134.0	3.02	76.8	.32	8.0	1
G20314-1624	16GS-24FL90S*	7347-47575	1	25.4	1 1/2	2.38	60.5	3.19	81.0	5.28	134.0	3.04	77.2	.32	8.0	1
G20314-2020	20GS-20FL90S*	7347-47645	1 1/4	31.7	1 1/4	2.00	50.8	2.68	68.0	6.50	165.0	3.70	93.9	.32	8.0	1
G20314-2024	20GS-24FL90S*	7347-47655	1 1/4	31.7	1 1/2	2.38	60.5	3.19	81.0	6.50	165.0	3.70	93.9	.32	8.0	1
G22314-2420	24GSP-20FL90S	7347-47715	1 1/2	38.1	1 1/2	2.00	50.8	2.68	68.0	6.81	173.0	3.92	99.6	.32	8.0	1
G22314-2424	24GSP-24FL90S	7347-47725	1 1/2	38.1	1 1/2	2.38	60.3	3.19	81.0	7.24	184.0	4.33	109.9	.32	8.0	1
G22314-2432	24GSP-32FL90S	7347-47735	—	—	—	—	—	—	—	—	—	—	—	—	—	1
G22314-3232	32GSP-32FL90-114	7347-47805	2	50.8	2	2.81	71.4	4.49	114.0	8.74	222.0	5.12	130.1	.38	9.5	1
BULK PACK																
G20314-1216X	12GS-16FL90SXBULK	7347-7391	3/4	19.1	1	1.75	44.5	2.40	61.0	4.41	112.0	2.40	61.0	.32	8.0	45
G20314-1616X	16GS-16FL90SXBULK	7347-4755	1	25.4	1	1.75	44.5	2.40	61.0	5.31	135.0	3.09	78.6	.32	8.0	25
G20314-1620X	16GS-20FL90SXBULK	7347-4756	1	25.4	1 1/4	2.00	50.8	2.68	68.0	5.28	134.0	3.02	76.8	.32	8.0	35
G20314-2020X	20GS-20FL90SXBULK	7347-4764	1 1/4	31.7	1 1/4	2.00	50.8	2.68	68.0	6.50	165.0	3.70	93.9	.32	8.0	20
G20314-2024X	20GS-24FL90SXBULK	7347-4765	1 1/4	31.7	1 1/2	2.38	60.5	3.19	81.0	6.50	165.0	3.70	93.9	.32	8.0	20
G22314-2420X	24GSP-20FL90S XBULK	7347-4771	1 1/2	38.1	1 1/2	2.00	50.8	2.68	68.0	6.81	173.0	3.92	99.6	.32	8.0	12
G22314-2424X	24GSP-24FL90SXBULK	7347-4772	1 1/2	38.1	1 1/2	2.38	60.3	3.19	81.0	7.24	184.0	4.33	109.9	.32	8.0	12
G22314-3224X	32GSP-24FL90S XBULK	7347-4778	2	50.8	1 1/2	2.38	60.3	3.19	81.0	7.24	184.0	5.12	130.1	.32	8.0	—
G22314-3232X	32GSP-32FL90-114XBULK	7347-4780	2	50.8	2	2.81	71.4	4.49	114.0	8.74	222.0	5.12	130.1	.38	9.5	5

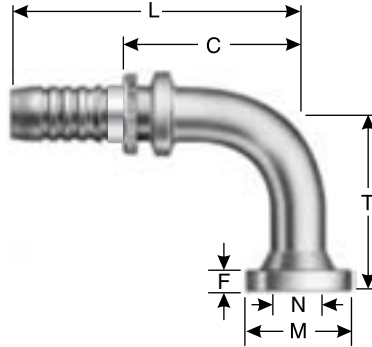
* -16FL Max. W.P. 5,000 psi; -20FL Max. W.P. 4,000 psi; -24FL Max. W.P. 3,000 psi; -32FL Max. W.P. 2,000 psi.

- EQUIPMENT
- HOSE/CPLG. SELECTION
- GLOBALSPIRAL COUPLINGS**
- PCM COUPLINGS
- PCS COUPLINGS
- PCM/PCS FERRULES
- MEGACRIMP COUPLINGS
- POWER CRIMP COUPLINGS
- FIELD ATTACHABLE G1 & G2 COUPLINGS
- LOW PRESSURE COUPLINGS
- GLX COUPLINGS
- POLARSEAL COUPLINGS
- POWER STEERING
- PCTS THERMO-PLASTIC COUPLINGS
- ADAPTERS
- ACCESSORIES
- QUICK DISCONNECT COUPLERS
- BALL VALVES
- ASSEMBLY FABRICATION



Code 61 O-Ring Flange - 90° Medium Bent Tube

S, M and L Drops per ISO Final Draft International Standard 12151-3.
See Accessories for O-Rings.



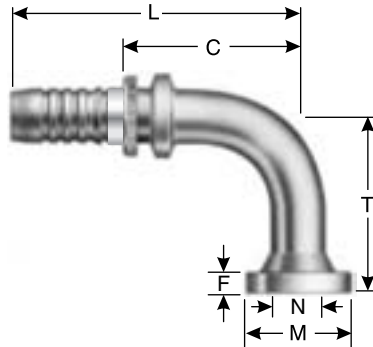
Part No.	Descr.	Prod. No.	⊖		N	M		T		L		C		F		Std. Pack
			"	mm		"	"	mm	"	mm	"	mm	"	mm	"	
STANDARD PACK																
G20315-0608	6GS-8FL90M	7347-74155	3/8	9.5	1/2	1.19	30.2	1.57	40.0	3.43	87.0	2.02	51.2	.27	6.7	1
G20315-0808	8GS-8FL90M	7347-74245	1/2	12.7	1/2	1.19	30.2	1.57	40.0	3.46	88.0	1.99	50.5	.27	6.7	1
G20315-0812	8GS-12FL90M	7347-74265	1/2	12.7	3/4	1.50	38.1	2.28	58.0	3.46	88.0	1.98	50.4	.27	6.7	1
G20315-1012	10GS-12FL90M	7347-74355	5/8	15.8	3/4	1.50	38.1	2.28	58.0	4.33	110.0	2.35	59.7	.27	6.7	1
G20315-1212	12GS-12FL90M	7347-74445	3/4	19.1	3/4	1.50	38.1	2.28	58.0	4.41	112.0	2.40	61.0	.27	6.7	1
G20315-1216	12GS-16FL90M*	7347-73925	3/4	19.1	1	1.75	44.5	2.76	70.0	4.41	112.0	2.40	61.0	.32	8.0	1
G20315-1616	16GS-16FL90M*	7347-74555	1	25.4	1	1.75	44.5	2.76	70.0	5.31	135.0	3.09	78.6	.32	8.0	1
G20315-1620	16GS-20FL90M*	7347-74565	1	25.4	1 1/4	2.00	50.8	3.54	90.0	5.28	134.0	2.99	76.0	.32	8.0	1
G20315-2016	20GS-16FL90M*	7347-74635	1 1/4	31.7	1	1.75	44.5	2.76	70.0	6.30	160.0	3.50	88.9	.32	8.0	1
G20315-2020	20GS-20FL90M*	7347-74645	1 1/4	31.7	1 1/4	2.00	50.8	3.54	90.0	6.50	165.0	3.70	93.9	.32	8.0	1
G20315-2024	20GS-24FL90-118*	7347-76085	1 1/4	31.7	1 1/2	2.38	60.5	4.65	118.0	6.50	165.0	3.70	93.9	.32	8.0	1
G22315-2424	23GSP-24FL90M	7347-74725	1 1/2	38.1	1 1/2	2.38	60.5	4.09	104.0	6.89	175.0	4.01	101.9	.32	8.0	1
G22315-2432	24GSP-32FL90-080	7347-47745	1 1/2	38.1	2	2.81	71.4	3.15	80.0	—	175.0	—	101.9	.38	9.5	999
G22315-3232	32GSP-32FL90-165	7347-85425	2	50.8	2	2.81	71.4	6.50	165.0	9.69	246.0	6.06	154.0	.38	9.5	999
BULK PACK																
G20315-0808X	8GS-8FL90MXBULK	7347-7424	1/2	12.7	1/2	1.19	30.2	1.57	40.0	3.46	88.0	1.99	50.5	.27	6.7	100
G20315-0812X	8GS-12FL90MXBULK	7347-7426	1/2	12.7	3/4	1.50	38.1	2.28	58.0	3.46	88.0	1.98	50.4	.27	6.7	60
G20315-1212X	12GS-12FL90MXBULK	7347-7444	3/4	19.1	3/4	1.50	38.1	2.28	58.0	4.41	112.0	2.40	61.0	.27	6.7	50
G20315-1216X	12GS-16FL90MXBULK	7347-7392	3/4	19.1	1	1.75	44.5	2.76	70.0	4.41	112.0	2.40	61.0	.32	8.0	30
G20315-1616X	16GS-16FL90MXBULK	7347-7455	1	25.4	1	1.75	44.5	2.76	70.0	5.31	135.0	3.09	78.6	.32	8.0	25
G20315-1620X	16GS-20FL90MXBULK	7347-7456	1	25.4	1 1/4	2.00	50.8	3.54	90.0	5.28	134.0	2.99	76.0	.32	8.0	25
G20315-2020X	20GS-20FL90MXBULK	7347-7464	1 1/4	31.7	1 1/4	2.00	50.8	3.54	90.0	6.50	165.0	3.70	93.9	.32	8.0	15

* -16FL Max. W.P. 5,000 psi; -20FL Max. W.P. 4,000 psi; -24FL Max. W.P. 3,000 psi; -32FL Max. W.P. 2,000 psi.

- EQUIPMENT
- HOSE/CPLG. SELECTION
- GLOBALSPIRAL COUPLINGS
- PCM COUPLINGS
- PCS COUPLINGS
- PCM/PCS FERRULES
- MEGACRIMP COUPLINGS
- POWER CRIMP COUPLINGS
- FIELD ATTACHABLE G1 & G2 COUPLINGS
- LOW PRESSURE COUPLINGS
- GLX COUPLINGS
- POLARSEAL COUPLINGS
- POWER STEERING
- PCTS THERMO-PLASTIC COUPLINGS
- ADAPTERS
- ACCESSORIES
- QUICK DISCONNECT COUPLERS
- BALL VALVES
- ASSEMBLY FABRICATION

Code 61 O-Ring Flange - 90° Long Bent Tube

S, M and L Drops per ISO Final Draft International Standard 12151-3.
See Accessories for O-Rings.

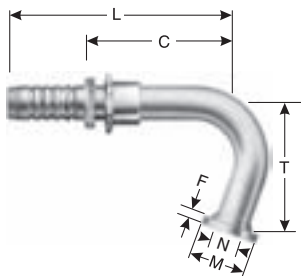


Part No.	Descr.	Prod. No.	⊖		N	M	T	L	C	F	Std. Pack					
			"	mm								"	mm			
STANDARD PACK																
G20316-0808	8GS-8FL90L	7347-73815	1/2	12.7	1/2	1.19	30.2	3.27	83.0	3.46	88.0	1.99	50.5	.27	6.7	1
G20316-1216	12GS-16FL90-080*	7347-76805	3/4	19.1	1	1.75	44.5	3.15	80.0	5.04	128.0	3.03	77.0	.32	8.0	1
BULK PACK																
G22316-2432X	24GSP-32FL90-170XBULK	7347-8543	1 1/2	38.1	2	2.81	71.4	—	170.0	—	175.0	—	101.9	.38	9.5	—
G22316-3232X	32GSP-32FL90-165XBULK	7347-8542	2	50.8	2	2.81	71.4	6.50	165.0	9.69	246.4	2.40	61.0	.38	9.5	3

* -16FL Max. W.P. 5,000 psi; -20FL Max. W.P. 4,000 psi; -24FL Max. W.P. 3,000 psi; -32FL Max. W.P. 2,000 psi.

Code 61 O-Ring Flange - 100° Bent Tube

See Accessories for O-Rings.



Part No.	Descr.	Prod. No.	⊖		N	M	T	L	C	F	Std. Pack					
			"	mm								"	mm			
STANDARD PACK																
G20323-1216	12GS-16FL100-059*	7347-78055	3/4	19.1	1	1.75	44.4	2.32	59.0	4.93	125.2	2.92	74.2	.32	8.0	1

* -16FL Max. W.P. 5,000 psi; -20FL Max. W.P. 4,000 psi; -24FL Max. W.P. 3,000 psi; -32FL Max. W.P. 2,000 psi.

EQUIPMENT

HOSE/CPLG. SELECTION

GLOBALSPIRAL COUPLINGS

PCM COUPLINGS

PCS COUPLINGS

PCM/PCS FERRULES

MEGACRIMP COUPLINGS

POWER CRIMP COUPLINGS

FIELD ATTACHABLE G1 & G2 COUPLINGS

LOW PRESSURE COUPLINGS

GLX COUPLINGS

POLARSEAL COUPLINGS

POWER STEERING

PCTS THERMO-PLASTIC COUPLINGS

ADAPTERS

ACCESSORIES

QUICK DISCONNECT COUPLERS

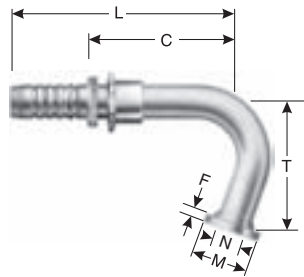
BALL VALVES

ASSEMBLY FABRICATION



Code 61 O-Ring Flange - 110° Bent Tube

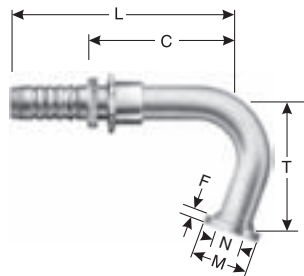
See Accessories for O-Rings.



Part No.	Descr.	Prod. No.	⊖		N		M		T		L		C		F		Std. Pack
			"	mm	"	"	mm	"	mm	"	mm	"	mm	"	mm	"	
STANDARD PACK																	
G20325-1212	12GS-12FL110-064	7347-76025	3/4	19.1	3/4	1.50	38.1	2.52	64.0	5.16	131.0	3.15	80.0	.27	6.7	1	
G20325-1616	16GS-16FL110-073*	7347-73005	1	25.4	1	1.75	44.5	2.87	73.0	5.83	148.0	3.61	91.6	.32	8.0	1	
G20325-1620	16GS-20FL110-073*	7347-76455	1	25.4	1 1/4	2.00	50.8	2.87	73.0	4.65	118.0	2.41	61.2	.32	8.0	1	
G20325-2020	20GS-20FL110-080*	7347-76115	1 1/4	31.7	1 1/4	2.00	50.8	3.15	80.0	7.13	181.0	4.33	109.9	.32	8.0	1	
G20325-2024	20GS-24FL110-080*	7347-76125	1 1/4	31.7	1 1/2	2.38	60.5	3.15	80.0	7.13	181.0	4.33	109.9	.32	8.0	1	
BULK PACK																	
G22325-2424X	24GSP-24FL110-094XBULK	7347-8563	1 1/2	38.1	1 1/2	2.38	60.5	—	94.0	—	—	—	—	.32	8.0	—	

* -16FL Max. W.P. 5,000 psi; -20FL Max. W.P. 4,000 psi; -24FL Max. W.P. 3,000 psi; -32FL Max. W.P. 2,000 psi.

Code 61 O-Ring Flange - 120° Bent Tube

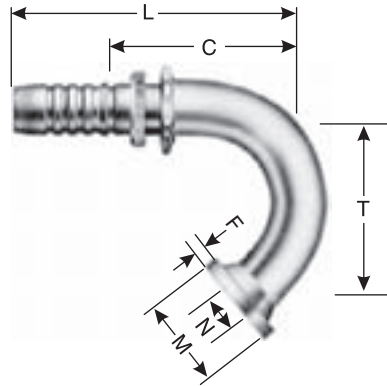


Part No.	Descr.	Prod. No.	⊖		N		M		T		L		C		F		Std. Pack
			"	mm	"	"	mm	"	mm	"	mm	"	mm	"	mm		
BULK PACK																	
G22326-2424	24GSP-24FL120-119XBULK	7347-8564	1 1/2	38.1	1 1/2	2.38	60.5	—	117.0	—	183.0	—	109.4	.32	8.0	—	

- EQUIPMENT
- HOSE/CPLG. SELECTION
- GLOBALSPIRAL COUPLINGS
- PCM COUPLINGS
- PCS COUPLINGS
- PCM/PCS FERRULES
- MEGACRIMP COUPLINGS
- POWER CRIMP COUPLINGS
- FIELD ATTACHABLE G1 & G2 COUPLINGS
- LOW PRESSURE COUPLINGS
- GLX COUPLINGS
- POLARSEAL COUPLINGS
- POWER STEERING
- PCTS THERMO-PLASTIC COUPLINGS
- ADAPTERS
- ACCESSORIES
- QUICK DISCONNECT COUPLERS
- BALL VALVES
- ASSEMBLY FABRICATION

Code 61 O-Ring Flange - 135° Bent Tube

See Accessories for O-Rings.

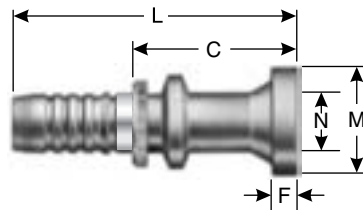


Part No.	Descr.	Prod. No.	⊖		N		M		T		L		C		F		Std. Pack
			"	mm	"	"	mm	"	mm	"	mm	"	mm	"	mm		
STANDARD PACK																	
G20331-1212	12GS-12FL135-070	7347-76825	3/4	19.1	3/4	1.50	38.1	2.76	70.0	3.82	97.0	1.81	46.0	.27	6.7	1	

NOTE: See also O-Ring Flanges.

Code 61 Komatsu Style O-Ring Flange

See Accessories for O-Rings.



Part No.	Descr.	Prod. No.	⊖		N		M		L		C		F		Std. Pack
			"	mm	"	"	mm	"	mm	"	mm	"	mm		
STANDARD PACK															
G20300-0810	8GS-10FLK	7347-55255	1/2	12.7	5/8	1.35	34.2	3.21	81.5	1.74	44.1	.27	6.7	1	
G20300-1010	10GS-10FLK	7347-73335	5/8	15.8	5/8	1.35	34.2	4.49	114.0	2.51	63.7	.27	6.7	1	
G20300-1210	12GS-10FLK	7347-73375	3/4	19.1	5/8	1.35	34.2	4.33	110.0	2.32	59.0	.27	6.7	1	
BULK PACK															
G20300-0810X	8GS-10FLKXBULK	7347-5525	1/2	12.7	5/8	1.35	34.2	3.21	81.5	1.74	44.1	.27	6.7	60	

NOTE: See also O-Ring Flanges.

EQUIPMENT

HOSE/CPLG. SELECTION

GLOBALSPIRAL COUPLINGS

PCM COUPLINGS

PCS COUPLINGS

PCM/PCS FERRULES

MEGACRIMP COUPLINGS

POWER CRIMP COUPLINGS

FIELD ATTACHABLE G1 & G2 COUPLINGS

LOW PRESSURE COUPLINGS

GLX COUPLINGS

POLARSEAL COUPLINGS

POWER STEERING

PCTS THERMO-PLASTIC COUPLINGS

ADAPTERS

ACCESSORIES

QUICK DISCONNECT COUPLERS

BALL VALVES

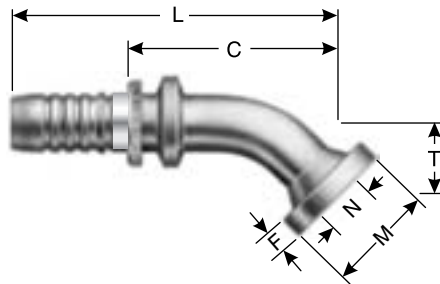
ASSEMBLY FABRICATION



EQUIPMENT
HOSE/CPLG. SELECTION
GLOBALSPIRAL COUPLINGS
PCM COUPLINGS
PCS COUPLINGS
PCM/PCS FERRULES
MEGACRIMP COUPLINGS
POWER CRIMP COUPLINGS
FIELD ATTACHABLE G1 & G2 COUPLINGS
LOW PRESSURE COUPLINGS
GLX COUPLINGS
POLARSEAL COUPLINGS
POWER STEERING
PCTS THERMO-PLASTIC COUPLINGS
ADAPTERS
ACCESSORIES
QUICK DISCONNECT COUPLERS
BALL VALVES
ASSEMBLY FABRICATION

Code 61 Komatsu Style O-Ring Flange - 45° Short Bent Tube

S, M and L Drops per ISO Final Draft International Standard 12151-3.
See Accessories for O-Rings.

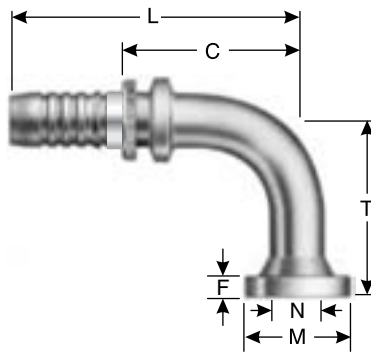


Part No.	Descr.	Prod. No.	⊖		N		M		T		L		C		F		Std. Pack
			"	mm	"	mm	"	mm	"	mm	"	mm	"	mm	"	mm	
STANDARD PACK																	
G20307-1010	10GS-10FLK45-026	7347-73365	5/8	15.8	5/8	1.35	34.2	1.02	26.0	4.76	121.0	2.78	70.7	.27	6.7	1	

NOTE: See also O-Ring Flanges.

Code 61 Komatsu Style O-Ring Flange - 90° Medium Bent Tube

S, M and L Drops per ISO Final Draft International Standard 12151-3.
See Accessories for O-Rings.



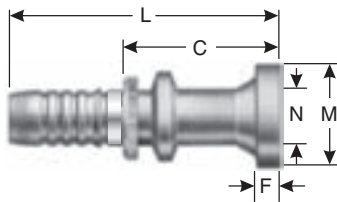
Part No.	Descr.	Prod. No.	⊖		N		M		T		L		C		F		Std. Pack
			"	mm	"	mm	"	mm	"	mm	"	mm	"	mm	"	mm	
STANDARD PACK																	
G20315-1010	10GS-10FLK90-055	7347-73355	5/8	15.8	5/8	1.35	34.2	2.17	55.0	4.33	110.0	2.35	59.7	.27	6.7	1	
G20315-1210	12GS-10FLK90-055	7347-73695	3/4	19.1	5/8	1.35	34.2	2.17	55.0	4.65	118.0	2.64	67.0	.27	6.7	1	

NOTE: See also O-Ring Flanges.



Code 62 O-Ring Flange Heavy

See Accessories for O-Rings.



Part No.	Descr.	Prod. No.	⊖		N		M		L		C		F		Std. Pack
			"	mm	"	"	mm	"	mm	"	mm	"	mm		
STANDARD PACK															
G20350-0808	8GS-8FLH	7347-48245	1/2	12.7	1/2	1.25	31.8	3.66	93.0	2.19	55.5	.31	7.8	1	
G20350-0812	8GS-12FLH	7347-48265	1/2	12.7	3/4	1.63	41.4	3.66	93.0	2.19	55.5	.35	8.8	1	
G20350-1008	10GS-8FLH	7347-48335	5/8	15.8	1/2	1.25	31.8	4.29	109.0	2.31	58.7	.31	7.8	1	
G20350-1012	10GS-12FLH	7347-48355	5/8	15.8	3/4	1.63	41.4	4.29	109.0	2.31	58.7	.35	8.8	1	
G20350-1212	12GS-12FLH	7347-48445	3/4	19.1	3/4	1.63	41.4	4.49	114.0	2.48	63.0	.35	8.8	1	
G20350-1216	12GS-16FLH	7347-48465	3/4	19.1	1	1.88	47.8	4.49	114.0	2.48	63.0	.38	9.5	1	
G20350-1612	16GS-12FLH	7347-48535	3/4	19.1	3/4	1.63	41.4	5.08	129.0	2.86	72.6	.35	8.8	1	
G20350-1616	16GS-16FLH	7347-48555	1	25.4	1	1.88	47.8	4.92	125.0	2.70	68.6	.38	9.5	1	
G20350-1620	16GS-20FLH	7347-48565	1	25.4	1 1/4	2.13	54.1	4.92	125.0	2.69	68.2	.41	10.3	1	
G20350-2016	20GS-16FLH	7347-48635	1	25.4	1	1.88	47.8	6.42	163.0	3.62	91.9	.38	9.5	1	
G20350-2020	20GS-20FLH	7347-48645	3/8	9.5	1 1/4	2.13	54.1	5.75	146.0	2.95	74.9	.41	10.3	1	
G20350-2024	20GS-24FLH	7347-48655	1 1/4	31.7	1 1/2	2.50	63.5	6.30	160.0	3.50	88.9	.50	12.6	1	
G22350-2424	24GSP-24FLH	7347-48725	1 1/2	38.1	1 1/2	2.50	63.5	6.57	167.0	3.68	93.4	.50	12.6	1	
G22350-2432	24GSP-32FLH	7347-48735	1 1/2	38.1	2	3.13	79.4	—	167.0	—	93.4	.50	12.6	1	
G22350-3232	32GSP-32FLH	7347-48795	2	50.8	2	3.13	79.4	7.09	180.0	3.46	88.0	.50	12.6	3	
BULK PACK															
G20350-0808X	8GS-8FLHXBULK	7347-4824	1/2	12.7	1/2	1.25	31.8	3.66	93.0	2.19	55.5	.31	7.8	50	
G20350-1212X	12GS-12FLHXBULK	7347-4844	3/4	19.1	3/4	1.63	41.4	4.49	114.0	2.48	63.0	.35	8.8	70	
G20350-1616X	16GS-16FLHXBULK	7347-4855	1	25.4	1	1.88	47.8	4.92	125.0	2.70	68.6	.38	9.5	40	
G20350-1620X	16GS-20FLHXBULK	7347-4856	1	25.4	1 1/4	2.13	54.1	4.92	125.0	2.69	68.2	.41	10.3	35	
G20350-2016X	20GS-16FLHXBULK	7347-4863	1	25.4	1	1.88	47.8	6.42	163.0	3.62	91.9	.38	9.5	25	
G20350-2020X	20GS-20FLHXBULK	7347-4864	3/8	9.5	1 1/4	2.13	54.1	5.75	146.0	2.95	74.9	.41	10.3	25	
G22350-2424X	24GSP-24FLHXBULK	7347-4872	1 1/2	38.1	1 1/2	2.50	63.5	6.57	167.0	3.68	93.4	.50	12.6	20	
G22350-2432X	24GSP-32FLH XBULK	7347-4873	1 1/2	38.1	2	3.13	79.4	—	167.0	—	93.4	.50	12.6	—	
G22350-3232X	32GSP-32FLHXBULK	7347-4879	2	50.8	2	3.13	79.4	7.09	180.0	3.46	88.0	.50	12.6	10	

EQUIPMENT

HOSE/CPLG. SELECTION

GLOBALSPIRAL COUPLINGS

PCM COUPLINGS

PCS COUPLINGS

PCM/PCS FERRULES

MEGACRIMP COUPLINGS

POWER CRIMP COUPLINGS

FIELD ATTACHABLE G1 & G2 COUPLINGS

LOW PRESSURE COUPLINGS

GLX COUPLINGS

POLARSEAL COUPLINGS

POWER STEERING

PCTS THERMO-PLASTIC COUPLINGS

ADAPTERS

ACCESSORIES

QUICK DISCONNECT COUPLERS

BALL VALVES

ASSEMBLY FABRICATION



EQUIPMENT

HOSE/CPLG. SELECTION

GLOBALSPIRAL COUPLINGS

PCM COUPLINGS

PCS COUPLINGS

PCM/PCS FERRULES

MEGACRIMP COUPLINGS

POWER CRIMP COUPLINGS

FIELD ATTACHABLE G1 & G2 COUPLINGS

LOW PRESSURE COUPLINGS

GLX COUPLINGS

POLARSEAL COUPLINGS

POWER STEERING

PCTS THERMO-PLASTIC COUPLINGS

ADAPTERS

ACCESSORIES

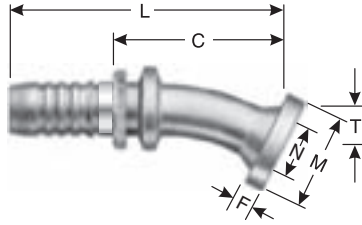
QUICK DISCONNECT COUPLERS

BALL VALVES

ASSEMBLY FABRICATION

Code 62 O-Ring Flange Heavy - 22½° Bent Tube

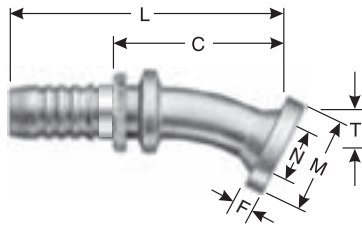
S, M and L Drops per ISO Final Draft International Standard 12151-3.
See Accessories for O-Rings.



Part No.	Descr.	Prod. No.	⊖		N		M		T		L		C		F		Std. Pack
			"	mm	"	"	mm	"	mm	"	mm	"	mm	"	mm		
STANDARD PACK																	
G20352-1216	12GS-16FLH22M	7347-49465	3/4	19.1	1	1.88	47.8	.55	14.0	5.43	138.0	3.43	87.0	.38	9.5	1	
G20352-1616	16GS-16FLH22M	7347-49555	1	25.4	1	1.88	47.8	.55	14.0	6.10	155.0	3.88	98.6	.38	9.5	1	
G20352-1620	16GS-20FLH22M	7347-49565	1	25.4	1 1/4	2.13	54.1	—	15.0	—	168.0	—	114.9	.41	10.3	1	
G20352-2020	20GS-20FLH22M	7347-49645	1 1/4	31.7	1 1/4	2.13	54.1	.59	15.0	7.32	186.0	4.52	114.9	.41	10.3	1	
G20352-2024	20GS-24FLH22M	7347-49655	1 1/4	31.7	1 1/2	2.50	63.5	.71	18.0	7.40	188.0	4.60	116.9	.50	12.6	1	

Code 62 O-Ring Flange Heavy - 30° Bent Tube

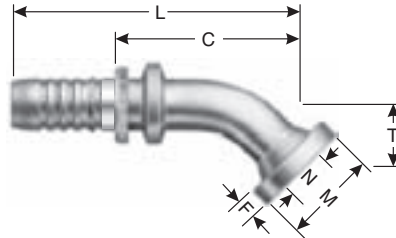
S, M and L Drops per ISO Final Draft International Standard 12151-3.
See Accessories for O-Rings.



Part No.	Descr.	Prod. No.	⊖		N		M		T		L		C		F		Std. Pack
			"	mm	"	"	mm	"	mm	"	mm	"	mm	"	mm		
STANDARD PACK																	
G20354-1212	12GS-12FLH30M	7347-50445	3/4	19.1	3/4	1.63	41.4	.63	16.0	5.08	129.0	3.07	78.0	.35	8.8	1	
G20354-1616	16GS-16FLH30M	7347-50555	1	25.4	1	1.88	47.8	.75	19.0	6.02	153.0	3.80	96.6	.38	9.5	1	
G20354-2020	20GS-20FLH30M	7347-50645	1 1/4	31.7	1 1/4	2.13	54.1	.87	22.0	7.24	184.0	4.44	112.9	.41	10.3	1	
G20354-2024	20GS-24FLH30M	7347-50655	1 1/4	31.7	1 1/2	2.50	63.5	1.18	30.0	7.24	184.0	4.44	112.9	.50	12.6	1	

Code 62 O-Ring Flange Heavy - 45° Bent Tube

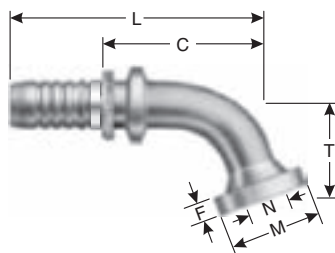
S, M and L Drops per ISO Final Draft International Standard 12151-3.
See Accessories for O-Rings.



Part No.	Descr.	Prod. No.	⊖		N		M		T		L		C		F		Std. Pack
			"	mm	"	"	mm	"	mm	"	mm	"	mm	"	mm	"	
STANDARD PACK																	
G20357-0808	8GS-8FLH45M	7347-51245	1/2	12.7	1/2	1.25	31.8	.75	19.0	3.70	94.0	2.22	56.5	.31	7.9	1	
G20357-0812	8GS-12FLH45M	7347-51265	5/8	15.8	3/4	1.63	41.4	1.02	26.0	3.98	101.0	2.50	63.5	.35	8.8	1	
G20357-1012	10GS-12FLH45M	7347-51355	5/8	15.8	3/4	1.63	41.4	1.02	26.0	5.00	127.0	3.02	76.7	.35	8.8	1	
G20357-1212	12GS-12FLH45M	7347-51445	3/4	19.1	3/4	1.63	41.4	1.02	26.0	4.88	124.0	2.87	73.0	.35	8.8	1	
G20357-1216	12GS-16FLH45M	7347-51465	3/4	19.1	1	1.88	47.8	1.26	32.0	5.12	130.0	3.11	79.0	.38	9.5	1	
G20357-1612	16GS-12FLH45M	7347-51535	1	25.4	3/4	1.63	41.4	1.02	26.0	5.55	141.0	3.33	84.6	.35	8.8	1	
G20357-1616	16GS-16FLH45M	7347-51555	1	25.4	1	1.88	47.8	1.26	32.0	5.79	147.0	3.57	90.6	.38	9.5	1	
G20357-1620	16GS-20FLH45M	7347-51565	1	25.4	1 1/4	2.13	54.1	1.50	38.0	6.22	158.0	3.98	101.2	.41	10.3	1	
G20357-2020	20GS-20FLH45M	7347-51645	1 1/4	31.7	1 1/4	2.13	54.1	1.50	38.0	6.93	176.0	4.13	104.9	.41	10.3	1	
G20357-2024	20GS-24FLH45M	7347-51655	1 1/4	31.7	1 1/2	2.50	63.5	1.73	44.0	6.93	176.0	4.13	104.9	.50	12.6	1	
G22357-2424	24GSP-24FLH45M	7347-51725	1 1/2	38.1	1 1/2	2.50	63.5	1.73	44.0	7.56	192.0	4.65	118.0	.50	12.6	3	
G22356-2432	24GSP-32FLH45S	7347-51735	1 1/2	38.1	2	3.13	79.4	—	52.0	—	200.0	—	126.3	.50	12.6	1	
G22357-3232	32GSP-32FLH45-066	7347-51805	2	50.8	2	3.13	79.4	2.60	66.0	10.67	271.0	7.06	179.2	.50	12.6	3	
BULK PACK																	
G20357-1216X	12GS-16FLH45MXBULK	7347-5146	3/4	19.1	1	1.88	47.8	1.26	32.0	5.12	130.0	3.11	79.0	.38	9.5	40	
G20357-1616X	16GS-16FLH45MXBULK	7347-5155	1	25.4	1	1.88	47.8	1.26	32.0	5.79	147.0	3.57	90.6	.38	9.5	35	
G22357-2424X	24GSP-24FLH45MXBULK	7347-5172	1 1/2	38.1	1 1/2	2.50	63.5	1.73	44.0	7.56	192.0	4.65	118.0	.50	12.6	15	
G22357-2432X	24GSP-32FLH45SXBULK	7347-5173	1 1/2	38.1	2	3.13	79.4	—	52.0	—	200.0	—	126.3	.50	12.6	—	
G22357-3232X	32GSP-32FLH45XBULK	7347-5180	2	50.8	2	3.13	79.4	2.60	66.0	10.67	271.0	7.06	179.2	.50	12.6	3	

Code 62 O-Ring Flange Heavy - 60° Bent Tube

S, M and L Drops per ISO Final Draft International Standard 12151-3.
See Accessories for O-Rings.



Part No.	Descr.	Prod. No.	⊖		N		M		T		L		C		F		Std. Pack
			"	mm	"	"	mm	"	mm	"	mm	"	mm	"	mm		
STANDARD PACK																	
G20359-1212	12GS-12FLH60M	7347-52445	3/4	19.1	3/4	1.63	41.4	1.46	37.0	5.39	137.0	3.39	86.0	.35	8.8	1	
G20359-1216	12GS-16FLH60M	7347-52465	3/4	19.1	1	1.88	47.8	1.73	44.0	5.35	136.0	3.35	85.0	.38	9.5	1	

EQUIPMENT

HOSE/CPLG. SELECTION

GLOBALSPIRAL COUPLINGS

PCM COUPLINGS

PCS COUPLINGS

PCM/PCS FERRULES

MEGACRIMP COUPLINGS

POWER CRIMP COUPLINGS

FIELD ATTACHABLE G1 & G2 COUPLINGS

LOW PRESSURE COUPLINGS

GLX COUPLINGS

POLARSEAL COUPLINGS

POWER STEERING

PCTS THERMO-PLASTIC COUPLINGS

ADAPTERS

ACCESSORIES

QUICK DISCONNECT COUPLERS

BALL VALVES

ASSEMBLY FABRICATION



EQUIPMENT
HOSE/CPLG. SELECTION
GLOBALSPIRAL COUPLINGS
PCM COUPLINGS
PCS COUPLINGS
PCM/PCS FERRULES
MEGACRIMP COUPLINGS
POWER CRIMP COUPLINGS
FIELD ATTACHABLE G1 & G2 COUPLINGS
LOW PRESSURE COUPLINGS
GLX COUPLINGS
POLARSEAL COUPLINGS
POWER STEERING
PCTS THERMO-PLASTIC COUPLINGS
ADAPTERS
ACCESSORIES
QUICK DISCONNECT COUPLERS
BALL VALVES
ASSEMBLY FABRICATION

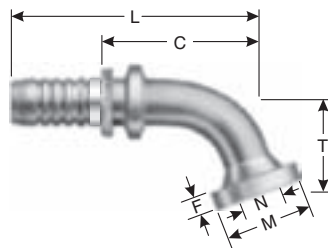
Code 62 O-Ring Flange Heavy - 60° Bent Tube - Cont'd

Part No.	Descr.	Prod. No.	⊖		N	M		T		L		C		F		Std. Pack
			"	mm		"	"	mm	"	mm	"	mm	"	mm	"	
G20359-1616	16GS-16FLH60M	7347-52555	1	25.4	1	1.88	47.8	1.73	44.0	6.18	157.0	3.96	100.8	.38	9.5	1
G20359-2020	20GS-20FLH60M	7347-52645	1 1/4	31.7	1 1/4	2.13	54.1	2.17	55.0	7.32	186.0	4.52	114.9	.41	10.3	1
G20359-2024	20GS-24FLH60M	7347-52655	1 1/4	31.7	1 1/2	2.50	63.5	2.52	64.0	7.64	194.0	4.84	122.9	.50	12.6	1

Code 62 O-Ring Flange Heavy - 67½° Bent Tube

S, M and L Drops per ISO Final Draft International Standard 12151-3.

See Accessories for O-Rings.

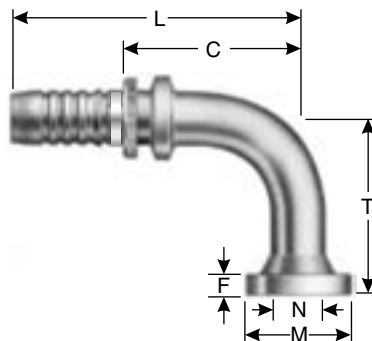


Part No.	Descr.	Prod. No.	⊖		N	M		T		L		C		F		Std. Pack
			"	mm		"	"	mm	"	mm	"	mm	"	mm	"	
STANDARD PACK																
G20360-1616	16GS-16FLH67M	7347-53555	1	25.4	1	1.88	47.8	2.01	51.0	5.94	151.0	3.72	94.6	.38	9.5	1

Code 62 O-Ring Flange Heavy - 90° Short Bent Tube

S, M and L Drops per ISO Final Draft International Standard 12151-3.

See Accessories for O-Rings.



Part No.	Descr.	Prod. No.	⊖		N	M		T		L		C		F		Std. Pack
			"	mm		"	"	mm	"	mm	"	mm	"	mm		
STANDARD PACK																
G20364-1216	12GS-16FLH90S	7347-54465	3/4	19.1	1	1.88	47.8	2.40	61.0	4.41	112.0	2.40	61.0	.38	9.5	1
G20364-1616	16GS-16FLH90S	7347-54555	1	25.4	1	1.88	47.8	2.40	61.0	5.31	135.0	3.09	78.6	.38	9.5	1
G20364-1620	16GS-20FLH90S	7347-54565	1	25.4	1 1/4	2.13	54.1	2.68	68.0	5.28	134.0	3.02	76.8	.41	10.3	1
G20364-1624	16GS-24FLH90S	7347-54575	1	25.4	1 1/2	2.50	63.5	3.19	81.0	5.28	134.0	3.04	77.2	.50	12.6	1
G20364-2016	20GS-16FLH90S	7347-54635	1 1/4	31.7	1	1.88	47.8	2.40	61.0	6.30	160.0	3.50	88.9	.38	9.5	1
G20364-2020	20GS-20FLH90-076	7347-73635	1 1/4	31.7	1 1/4	2.13	54.1	2.99	76.0	6.50	165.0	3.70	93.9	.41	10.3	1
G20364-2024	20GS-24FLH90S	7347-54655	1 1/4	31.7	1 1/2	2.50	63.5	3.19	81.0	6.50	165.0	3.70	93.9	.50	12.6	1

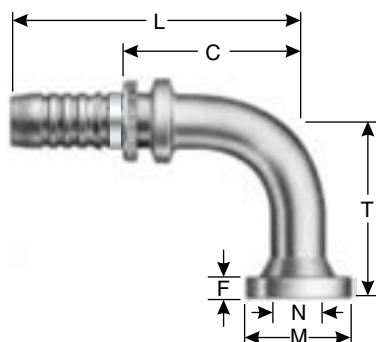


Code 62 O-Ring Flange Heavy - 90° Short Bent Tube - Cont'd

Part No.	Descr.	Prod. No.	⊖		N		M		T		L		C		F		Std. Pack
			"	mm	"	"	mm	"	mm	"	mm	"	mm	"	mm		
BULK PACK																	
G20364-1616X	16GS-16FLH90SXBULK	7347-5455	1	25.4	1	1.88	47.8	2.40	61.0	5.31	135.0	3.09	78.6	.38	9.5	25	
G20364-1620X	16GS-20FLH90SXBULK	7347-5456	1	25.4	1 1/4	2.13	54.1	2.68	68.0	5.28	134.0	3.02	76.8	.41	10.3	20	

Code 62 O-Ring Flange Heavy - 90° Medium Bent Tube

S, M and L Drops per ISO Final Draft International Standard 12151-3.
See Accessories for O-Rings.



Part No.	Descr.	Prod. No.	⊖		N		M		T		L		C		F		Std. Pack
			"	mm	"	"	mm	"	mm	"	mm	"	mm	"	mm		
STANDARD PACK																	
G20365-0808	8GS-8FLH90M	7347-75245	1/2	12.7	1/2	1.25	31.8	1.57	40.0	3.46	88.0	1.99	50.5	.31	7.8	1	
G20365-0812	8GS-12FLH90M	7347-75265	1/2	12.7	3/4	1.63	41.4	2.28	58.0	3.46	88.0	1.99	50.5	.35	8.8	1	
G20365-1008	10GS-8FLH90M	7347-75335	5/8	15.8	1/2	1.25	31.8	1.57	40.0	4.45	113.0	2.47	62.7	.31	7.8	1	
G20365-1012	10GS-12FLH90M	7347-75355	5/8	15.8	3/4	1.63	41.4	2.28	58.0	4.33	110.0	2.35	59.7	.35	8.8	1	
G20365-1212	12GS-12FLH90M	7347-75445	3/4	19.1	3/4	1.63	41.4	2.28	58.0	4.41	112.0	2.40	61.0	.35	8.8	1	
G20365-1216	12GS-16FLH90M	7347-73935	3/4	19.1	1	1.88	47.8	2.76	70.0	4.41	112.0	2.40	61.0	.38	9.5	1	
G20365-1612	16GS-12FLH90M	7347-54535	1	25.4	3/4	1.63	41.4	2.28	58.0	5.31	135.0	3.09	78.6	.35	8.8	1	
G20365-1616	16GS-16FLH90M	7347-75555	1	25.4	1	1.88	47.8	2.76	70.0	5.31	135.0	3.09	78.6	.38	9.5	1	
G20365-1620	16GS-20FLH90M	7347-75565	1	25.4	1 1/4	2.13	54.1	3.54	90.0	5.28	134.0	3.02	76.8	.41	10.3	1	
G20365-2016	20GS-16FLH90M	7347-75635	1 1/4	31.7	1	1.88	47.8	2.76	70.0	6.30	160.0	3.50	88.9	.38	9.5	1	
G20365-2020	20GS-20FLH90M	7347-75645	1 1/4	31.7	1 1/4	2.00	50.8	3.54	90.0	6.50	165.0	3.70	93.9	.32	8.0	1	
G22365-2424	24GSP-24FLH90-094	7347-79105	1 1/2	38.1	1 1/2	2.50	63.5	3.70	94.0	6.91	175.5	4.01	101.9	.50	12.6	3	
G22365-3232	32GSP-32FLH90M	7347-75795	2	50.8	2	3.13	79.4	5.40	138.0	8.72	221.4	5.09	129.4	.50	12.6	3	
BULK PACK																	
G20365-1212X	12GS-12FLH90MXBULK	7347-7544	3/4	19.1	3/4	1.63	41.4	2.28	58.0	4.41	112.0	2.40	61.0	.35	8.8	50	
G20365-1216X	12GS-16FLH90MXBULK	7347-7393	3/4	19.1	1	1.88	47.8	2.76	70.0	4.41	112.0	2.40	61.0	.38	9.5	40	
G20365-1612X	16GS-12FLH90MXBULK	7347-5453	1	25.4	3/4	1.63	41.4	2.28	58.0	5.31	135.0	3.09	78.6	.35	8.8	20	
G20365-1616X	16GS-16FLH90MXBULK	7347-7555	1	25.4	1	1.88	47.8	2.76	70.0	5.31	135.0	3.09	78.6	.38	9.5	30	
G20365-1620X	16GS-20FLH90MXBULK	7347-7556	1	25.4	1 1/4	2.13	54.1	3.54	90.0	5.28	134.0	3.02	76.8	.41	10.3	20	
G20365-2020X	20GS-20FLH90MXBULK	7347-7564	1 1/4	31.7	1 1/4	2.00	50.8	3.54	90.0	6.50	165.0	3.70	93.9	.32	8.0	15	
G22365-2424X	24GSP-24FLH90-094XBULK	7347-7910	1 1/2	38.1	1 1/2	2.50	63.5	3.70	94.0	6.91	175.5	4.01	101.9	.50	12.6	3	
G22365-3232X	32GSP-32FLH90XBULK	7347-7579	2	50.8	2	3.13	79.4	5.40	138.0	8.72	221.4	5.09	129.4	.50	12.6	4	

EQUIPMENT

HOSE/CPLG. SELECTION

GLOBALSPIRAL COUPLINGS

PCM COUPLINGS

PCS COUPLINGS

PCM/PCS FERRULES

MEGACRIMP COUPLINGS

POWER CRIMP COUPLINGS

FIELD ATTACHABLE G1 & G2 COUPLINGS

LOW PRESSURE COUPLINGS

GLX COUPLINGS

POLARSEAL COUPLINGS

POWER STEERING

PCTS THERMO-PLASTIC COUPLINGS

ADAPTERS

ACCESSORIES

QUICK DISCONNECT COUPLERS

BALL VALVES

ASSEMBLY FABRICATION



EQUIPMENT

HOSE/CPLG. SELECTION

GLOBALSPIRAL COUPLINGS

PCM COUPLINGS

PCS COUPLINGS

PCM/PCS FERRULES

MEGACRIMP COUPLINGS

POWER CRIMP COUPLINGS

FIELD ATTACHABLE G1 & G2 COUPLINGS

LOW PRESSURE COUPLINGS

GLX COUPLINGS

POLARSEAL COUPLINGS

POWER STEERING

PCTS THERMO-PLASTIC COUPLINGS

ADAPTERS

ACCESSORIES

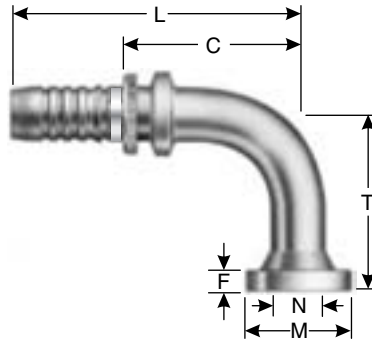
QUICK DISCONNECT COUPLERS

BALL VALVES

ASSEMBLY FABRICATION

Code 62 O-Ring Flange Heavy - 90° Long Bent Tube

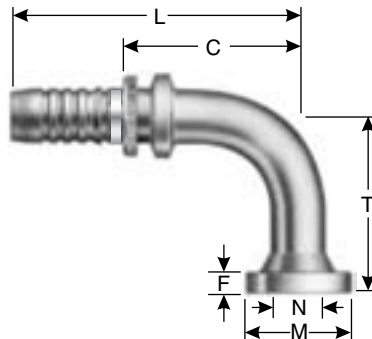
S, M and L Drops per ISO Final Draft International Standard 12151-3.
See Accessories for O-Rings.



Part No.	Descr.	Prod. No.	⊖		N		M		T		L		C		F		Std. Pack
			"	mm	"	"	mm	"	mm	"	mm	"	mm	"	mm	"	
STANDARD PACK																	
G20366-0808	8GS-8FLH90-080	7347-73825	1/2	12.7	1/2	1.25	31.8	3.15	80.0	3.46	88.0	1.99	50.5	.31	7.8	1	
G20366-1212	12GS-12FLH90-100	7347-73835	3/4	19.1	3/4	1.63	41.4	3.94	100.0	4.41	112.0	2.40	61.0	.35	8.8	1	
G20366-1616	16GS-16FLH90-120	7347-73015	1	25.4	1	1.88	47.8	4.72	120.0	5.28	134.0	3.04	77.2	.38	9.5	1	
G20366-2016	20GS-16FLH90-100	7347-76185	1 1/4	31.7	1	1.88	47.8	3.94	100.0	6.30	160.0	3.50	88.9	.38	9.5	1	
G20366-2020	20GS-20FLH90-120	7347-76135	1 1/4	31.7	1 1/4	2.13	54.1	4.72	120.0	6.50	165.0	3.70	93.9	.41	10.3	1	
BULK PACK																	
G20366-1616X	16GS-16FLH90-120XBULK	7347-7301	1	25.4	1	1.88	47.8	4.72	120.0	5.28	134.0	3.04	77.2	.38	9.5	25	

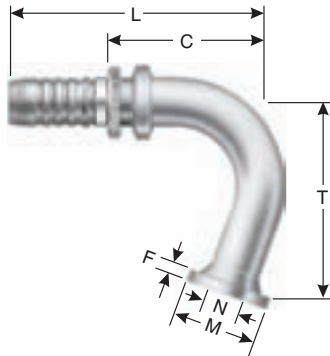
Code 62 O-Ring Flange Heavy - 90° Extra Long Bent Tube

S, M and L Drops per ISO Final Draft International Standard 12151-3.
See Accessories for O-Rings.



Part No.	Descr.	Prod. No.	⊖		N		M		T		L		C		F		Std. Pack
			"	mm	"	"	mm	"	mm	"	mm	"	mm	"	mm		
STANDARD PACK																	
G20367-1212	12GS-12FLH90-122	7347-76415	3/4	19.1	3/4	1.63	41.4	4.80	122.0	4.80	122.0	2.80	71.0	.35	8.8	1	
G20367-1216	12GS-16FLH90-140	7347-76715	3/4	19.1	1	1.88	47.8	5.51	140.0	4.57	116.0	2.56	65.0	.38	9.5	1	
G20367-1616	16GS-16FLH90-090	7347-78105	1	25.4	1	1.88	47.8	3.54	90.0	5.52	140.2	3.28	83.4	.38	9.5	1	
G20367-2020	20GS-20FLH90-152	7347-76485	1 1/4	31.7	1 1/4	2.13	54.1	5.98	152.0	6.50	165.0	3.70	93.9	.41	10.3	1	

Code 62 O-Ring Flange Heavy - 110° Bent Tube

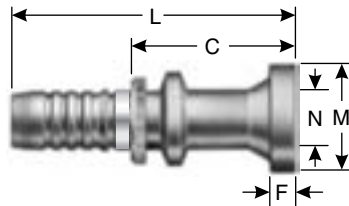


Part No.	Descr.	Prod. No.	⊖		N	M	T	L		C		F		Std. Pack		
			"	mm				"	mm	"	mm	"	mm		"	mm
STANDARD PACK																
G20369-1212	12GS-12FLH110-064	7347-78525	3/4	19.1	3/4	1.50	38.1	2.76	70.0	3.82	97.0	1.81	46.0	.27	6.7	999

Caterpillar Style O-Ring Flange

Note: These FLC flanges are designed with a thicker flange head. The 0.56" flange dimension is frequently found on Caterpillar equipment. These flanges let the user utilize the existing Caterpillar flange halves or new Gates Caterpillar flange halves. At the user's option, standard Code 62 flanges and halves can be used in place of Caterpillar flanges and halves. The standard Code 62 flange head thickness ranges between .305" and .495".

See Accessories for O-Rings.



Part No.	Descr.	Prod. No.	⊖		N	M	L	C	F	Std. Pack				
			"	mm							"	mm		
STANDARD PACK														
G20400-1212	12GS-12FLC	7347-62445	3/4	19.1	3/4	1.63	41.4	5.71	145.0	3.70	94.0	.56	14.2	1
G20400-1216	12GS-16FLC	7347-62465	3/4	19.1	1	1.88	47.8	5.71	145.0	3.70	94.0	.56	14.2	1
G20400-1616	16GS-16FLC	7347-62555	1	25.4	1	1.88	47.8	6.10	155.0	3.87	98.2	.56	14.2	1
G20400-1620	16GS-20FLC	7347-62565	1	25.4	1 1/4	2.13	54.1	6.10	155.0	3.87	98.2	.56	14.2	1
G20400-2020	20GS-20FLC	7347-62645	1 1/4	31.7	1 1/4	2.13	54.1	7.36	187.0	4.56	115.9	.56	14.2	1
G20400-2024	20GS-24FLC	7347-62655	1 1/4	31.7	1 1/2	2.50	63.5	7.36	187.0	4.56	115.9	.56	14.2	1
BULK PACK														
G20400-1616X	16GS-16FLCXBULK	7347-6255	1	25.4	1	1.88	47.8	6.10	155.0	3.87	98.2	.56	14.2	35
G20400-1620X	16GS-20FLCXBULK	7347-6256	1	25.4	1 1/4	2.13	54.1	6.10	155.0	3.87	98.2	.56	14.2	25
G20400-2020X	20GS-20FLCXBULK	7347-6264	1 1/4	31.7	1 1/4	2.13	54.1	7.36	187.0	4.56	115.9	.56	14.2	20

EQUIPMENT

HOSE/CPLG. SELECTION

GLOBALSPIRAL COUPLINGS

PCM COUPLINGS

PCS COUPLINGS

PCM/PCS FERRULES

MEGACRIMP COUPLINGS

POWER CRIMP COUPLINGS

FIELD ATTACHABLE G1 & G2 COUPLINGS

LOW PRESSURE COUPLINGS

GLX COUPLINGS

POLARSEAL COUPLINGS

POWER STEERING

PCTS THERMO-PLASTIC COUPLINGS

ADAPTERS

ACCESSORIES

QUICK DISCONNECT COUPLERS

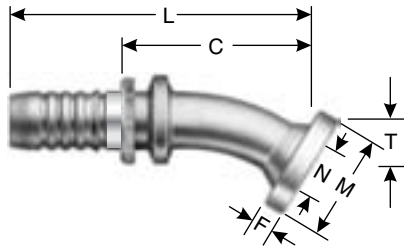
BALL VALVES

ASSEMBLY FABRICATION



Caterpillar Style O-Ring Flange - 22½° Bent Tube

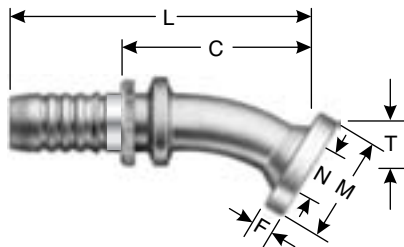
Note: These FLC flanges are designed with a thicker flange head. The 0.56" flange dimension is frequently found on Caterpillar equipment. These flanges let the user utilize the existing Caterpillar flange halves or new Gates Caterpillar flange halves. At the user's option, standard Code 62 flanges and halves can be used in place of Caterpillar flanges and halves. The standard Code 62 flange head thickness ranges between .305" and .495".
See Accessories for O-Rings.



Part No.	Descr.	Prod. No.	⊖		N		M		T		L		C		F		Std. Pack
			"	mm	"	"	mm	"	mm	"	mm	"	mm	"	mm		
STANDARD PACK																	
G20402-1212	12GS-12FLC22-016	7347-63445	3/4	19.1	3/4	1.63	41.4	.63	16.0	5.63	143.0	3.62	92.0	.56	14.2	1	
G20402-1616	16GS-16FLC22-017	7347-63555	1	25.4	1	1.88	47.8	.67	17.0	6.02	153.0	3.78	95.9	.56	14.2	1	
G20402-1620	16GS-20FLC22-017	7347-63565	1	25.4	1 1/4	2.13	54.1	.67	17.0	6.02	153.0	3.78	95.9	.56	14.2	1	
G20402-2020	20GS-20FLC22-017	7347-63645	1 1/4	31.7	1 1/4	2.13	54.1	.67	17.0	7.28	185.0	4.48	113.9	.56	14.2	1	
G20402-2024	20GS-24FLC22-017	7347-63655	1 1/4	31.7	1 1/2	2.50	63.5	.67	17.0	7.28	185.0	4.48	113.9	.56	14.2	1	

Caterpillar Style O-Ring Flange - 30° Bent Tube

Note: These FLC flanges are designed with a thicker flange head. The 0.56" flange dimension is frequently found on Caterpillar equipment. These flanges let the user utilize the existing Caterpillar flange halves or new Gates Caterpillar flange halves. At the user's option, standard Code 62 flanges and halves can be used in place of Caterpillar flanges and halves. The standard Code 62 flange head thickness ranges between .305" and .495".
See Accessories for O-Rings.

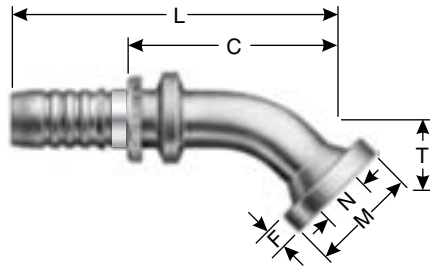


Part No.	Descr.	Prod. No.	⊖		N		M		T		L		C		F		Std. Pack
			"	mm	"	"	mm	"	mm	"	mm	"	mm	"	mm		
STANDARD PACK																	
G20404-1212	12GS-12FLC30-022	7347-64445	3/4	19.1	3/4	1.63	41.4	.87	22.0	5.51	140.0	3.50	89.0	.56	14.2	1	
G20404-1216	12GS-16FLC30-022	7347-64465	3/4	19.1	1	1.88	47.8	.87	22.0	5.55	141.0	3.54	90.0	.56	14.2	1	
G20404-1616	16GS-16FLC30-023	7347-64555	1	25.4	1	1.88	47.8	.91	23.0	5.94	151.0	3.69	93.7	.56	14.2	1	
G20404-1620	16GS-20FLC30-023	7347-64565	1	25.4	1 1/4	2.13	54.1	.91	23.0	5.94	151.0	3.69	93.7	.56	14.2	1	
G20404-2020	20GS-20FLC30-024	7347-64645	3/4	31.7	1 1/4	2.13	54.1	.94	24.0	7.20	183.0	4.41	111.9	.56	14.2	1	
G20404-2024	20GS-24FLC30-024	7347-64655	1 1/4	31.7	1 1/2	2.50	63.5	.94	24.0	7.20	183.0	4.41	111.9	.56	14.2	1	



Caterpillar Style O-Ring Flange - 45° Bent Tube

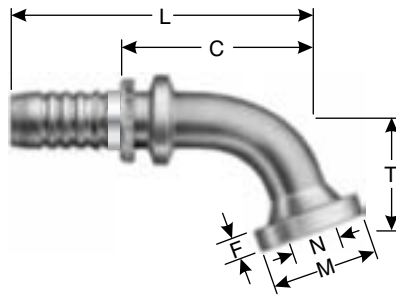
Note: These FLC flanges are designed with a thicker flange head. The 0.56" flange dimension is frequently found on Caterpillar equipment. These flanges let the user utilize the existing Caterpillar flange halves or new Gates Caterpillar flange halves. At the user's option, standard Code 62 flanges and halves can be used in place of Caterpillar flanges and halves. The standard Code 62 flange head thickness ranges between .305" and .495". See Accessories for O-Rings.



Part No.	Descr.	Prod. No.	⊖		N	M		T		L		C		F		Std. Pack
			"	mm		"	"	mm	"	mm	"	mm	"	mm	"	
STANDARD PACK																
G20407-1212	12GS-12FLC45-035	7347-65445	3/4	19.1	3/4	1.63	41.4	1.38	35.0	5.24	133.0	3.23	82.0	.56	14.2	1
G20408-1212	12GS-12FLC45-066	7347-76425	3/4	19.1	3/4	1.63	41.4	2.60	66.0	6.50	165.0	4.49	114.0	.56	14.2	1
G20407-1216	12GS-16FLC45-035	7347-65465	3/4	19.1	1	1.88	47.8	1.38	35.0	5.24	133.0	3.23	82.0	.56	14.2	1
G20407-1616	16GS-16FLC45-037	7347-65555	1	25.4	1	1.88	47.8	1.46	37.0	5.63	143.0	3.40	86.3	.56	14.2	1
G20407-1620	16GS-20FLC45-037	7347-65565	1	25.4	1 1/4	2.13	54.1	1.46	37.0	5.63	143.0	3.40	86.3	.56	14.2	1
G20407-2020	20GS-20FLC45-037	7347-65645	1 1/4	31.7	1 1/4	2.13	54.1	1.46	37.0	6.93	176.0	4.13	104.9	.56	14.2	1
G20407-2024	20GS-24FLC45-037	7347-65655	1 1/4	31.7	1 1/2	2.50	63.5	1.46	37.0	6.93	176.0	4.13	104.9	.56	14.2	1

Caterpillar Style O-Ring Flange - 60° Bent Tube

Note: These FLC flanges are designed with a thicker flange head. The 0.56" flange dimension is frequently found on Caterpillar equipment. These flanges let the user utilize the existing Caterpillar flange halves or new Gates Caterpillar flange halves. At the user's option, standard Code 62 flanges and halves can be used in place of Caterpillar flanges and halves. The standard Code 62 flange head thickness ranges between .305" and .495". See Accessories for O-Rings.



Part No.	Descr.	Prod. No.	⊖		N	M		T		L		C		F		Std. Pack
			"	mm		"	"	mm	"	mm	"	mm	"	mm		
STANDARD PACK																
G20409-1216	12GS-16FLC60-048	7347-66465	3/4	19.1	1	1.88	47.8	1.89	48.0	5.75	146.0	3.74	95.0	.56	14.2	1
G20409-1616	16GS-16FLC60-050	7347-66555	1	25.4	1	1.88	47.8	1.97	50.0	6.42	163.0	4.17	106.0	.56	14.2	1
G20409-1620	16GS-20FLC60-050	7347-66565	1	25.4	1 1/4	2.13	54.1	1.97	50.0	6.42	163.0	4.17	106.0	.56	14.2	1
G20409-2020	20GS-20FLC60-052	7347-66645	1 1/4	31.7	1 1/4	2.13	54.1	2.05	52.0	7.80	198.0	5.00	126.9	.56	14.2	1
G20409-2024	20GS-24FLC60-052	7347-66655	1 1/4	31.7	1 1/2	2.50	63.5	2.05	52.0	7.80	198.0	5.00	126.9	.56	14.2	1

EQUIPMENT

HOSE/CPLG. SELECTION

GLOBALSPIRAL COUPLINGS

PCM COUPLINGS

PCS COUPLINGS

PCM/PCS FERRULES

MEGACRIMP COUPLINGS

POWER CRIMP COUPLINGS

FIELD ATTACHABLE G1 & G2 COUPLINGS

LOW PRESSURE COUPLINGS

GLX COUPLINGS

POLARSEAL COUPLINGS

POWER STEERING

PCTS THERMO-PLASTIC COUPLINGS

ADAPTERS

ACCESSORIES

QUICK DISCONNECT COUPLERS

BALL VALVES

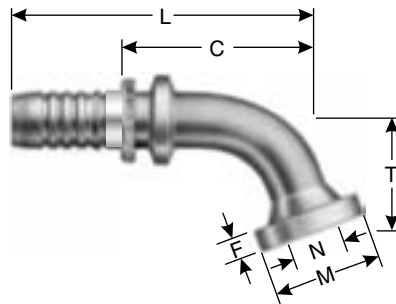
ASSEMBLY FABRICATION



EQUIPMENT
HOSE/CPLG. SELECTION
GLOBALSPIRAL COUPLINGS
PCM COUPLINGS
PCS COUPLINGS
PCM/PCS FERRULES
MEGACRIMP COUPLINGS
POWER CRIMP COUPLINGS
FIELD ATTACHABLE G1 & G2 COUPLINGS
LOW PRESSURE COUPLINGS
GLX COUPLINGS
POLARSEAL COUPLINGS
POWER STEERING
PCTS THERMO-PLASTIC COUPLINGS
ADAPTERS
ACCESSORIES
QUICK DISCONNECT COUPLERS
BALL VALVES
ASSEMBLY FABRICATION

Caterpillar Style O-Ring Flange - 67½° Bent Tube

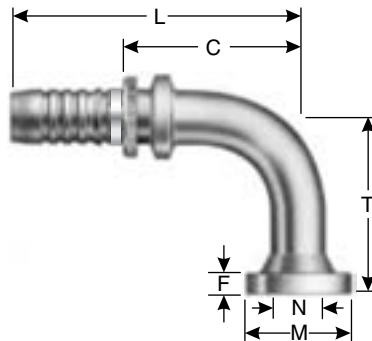
Note: These FLC flanges are designed with a thicker flange head. The 0.56" flange dimension is frequently found on Caterpillar equipment. These flanges let the user utilize the existing Caterpillar flange halves or new Gates Caterpillar flange halves. At the user's option, standard Code 62 flanges and halves can be used in place of Caterpillar flanges and halves. The standard Code 62 flange head thickness ranges between .305" and .495".
See Accessories for O-Rings.



Part No.	Descr.	Prod. No.	⊖		N		M		T		L		C		F		Std. Pack
			"	mm	"	"	mm	mm	mm	"	mm	"	mm	"	mm		
STANDARD PACK																	
G20410-1616	16GS-16FLC67-057	7347-67555	1	25.4	1	1.88	47.8	2.24	57.0	6.14	156.0	3.90	99.0	.56	14.2	1	
G20410-1620	16GS-20FLC67-057	7347-67565	1	25.4	1 1/4	2.13	54.1	2.24	57.0	6.14	156.0	3.90	99.0	.56	14.2	1	
G20410-2020	20GS-20FLC67-059	7347-67645	1 1/4	31.7	1 1/4	2.13	54.1	2.32	59.0	7.52	191.0	4.72	119.9	.56	14.2	1	
G20410-2024	20GS-24FLC67-059	7347-67655	1 1/4	31.7	1 1/2	2.50	63.5	2.32	59.0	7.52	191.0	4.72	119.9	.56	14.2	1	

Caterpillar Style O-Ring Flange - 90° Short Bent Tube

Note: These FLC flanges are designed with a thicker flange head. The 0.56" flange dimension is frequently found on Caterpillar equipment. These flanges let the user utilize the existing Caterpillar flange halves or new Gates Caterpillar flange halves. At the user's option, standard Code 62 flanges and halves can be used in place of Caterpillar flanges and halves. The standard Code 62 flange head thickness ranges between .305" and .495".
See Accessories for O-Rings.



Part No.	Descr.	Prod. No.	⊖		N		M		T		L		C		F		Std. Pack
			"	mm	"	"	mm	mm	mm	"	mm	"	mm	"	mm		
STANDARD PACK																	
G20415-1212	12GS-12FLC90-068	7347-73945	3/4	19.1	3/4	1.88	41.3	2.68	68.0	4.92	125.0	2.91	74.0	.38	9.5	1	
G20415-1216	12GS-16FLC90-068	7347-73955	3/4	19.1	1	1.88	47.8	2.68	68.0	4.61	117.0	2.60	66.0	.56	14.2	1	
G20415-1616	16GS-16FLC90-074	7347-68555	1	25.4	1	1.88	47.8	2.91	74.0	5.16	131.0	2.92	74.1	.56	14.2	1	
G20415-1620	16GS-20FLC90-074	7347-68565	1	25.4	1 1/4	2.13	54.1	2.91	74.0	5.16	131.0	2.92	74.1	.56	14.2	1	
G20415-2020	20GS-20FLC90-077	7347-68645	1 1/4	31.7	1 1/4	2.13	54.1	3.03	77.0	6.54	166.0	3.74	94.9	.56	14.2	1	

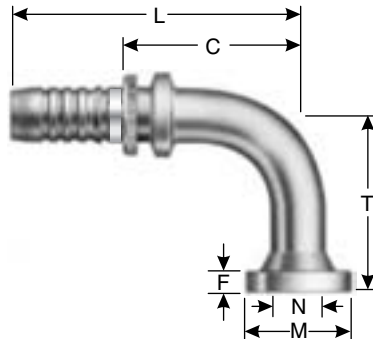


Caterpillar Style O-Ring Flange - 90° Short Bent Tube - Cont'd

Part No.	Descr.	Prod. No.	⊖		N	M		T		L		C		F		Std. Pack
			"	mm		"	"	mm	"	mm	"	mm	"	mm	"	
G20415-2024	20GS-24FLC90-077	7347-68655	1 1/4	31.7	1 1/2	2.50	63.5	3.03	77.0	6.54	166.0	3.74	94.9	.56	14.2	1
BULK PACK																
G20415-1212X	12GS-12FLC90-068XBULK	7347-7394	3/4	19.1	3/4	1.88	41.3	2.68	68.0	4.92	125.0	2.91	74.0	.38	9.5	50
G20415-1216X	12GS-16FLC90-068XBULK	7347-7395	3/4	19.1	1	1.88	47.8	2.68	68.0	4.61	117.0	2.60	66.0	.56	14.2	30
G20415-1616X	16GS-16FLC90-074XBULK	7347-6855	1	25.4	1	1.88	47.8	2.91	74.0	5.16	131.0	2.92	74.1	.56	14.2	25
G20415-1620X	16GS-20FLC90-074XBULK	7347-6856	1	25.4	1 1/4	2.13	54.1	2.91	74.0	5.16	131.0	2.92	74.1	.56	14.2	25
G20415-2020X	20GS-20FLC90-077XBULK	7347-6864	1 1/4	31.7	1 1/4	2.13	54.1	3.03	77.0	6.54	166.0	3.74	94.9	.56	14.2	18

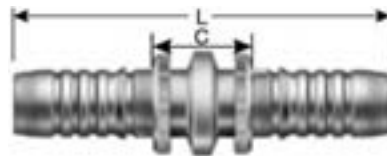
Caterpillar Style O-Ring Flange - 90° Medium Bent Tube

Note: These FLC flanges are designed with a thicker flange head. The 0.56" flange dimension is frequently found on Caterpillar equipment. These flanges let the user utilize the existing Caterpillar flange halves or new Gates Caterpillar flange halves. At the user's option, standard Code 62 flanges and halves can be used in place of Caterpillar flanges and halves. The standard Code 62 flange head thickness ranges between .305" and .495". See Accessories for O-Rings.



Part No.	Descr.	Prod. No.	⊖		N	M		T		L		C		F		Std. Pack
			"	mm		"	"	mm	"	mm	"	mm	"	mm	"	
STANDARD PACK																
G20416-1212	12GS-12FLC90-128	7347-76015	3/4	19.1	3/4	1.63	41.4	5.04	128.0	4.61	117.0	2.60	66.0	.56	14.2	1
G20416-1616	16GS-16FLC90-132	7347-73035	1	25.4	1	1.88	47.8	5.20	132.0	5.16	131.0	2.92	74.1	.56	14.2	1

Hose Length Extender



Part No.	Descr.	Prod. No.	⊖		L		C		Std. Pack
			"	mm	"	mm	"	mm	
STANDARD PACK									
G20535-0808	8GS-8HLE	7347-73265	1/2	12.7	3.70	94.0	.75	19.1	1
G20535-1212	12GS-12HLE	7347-76815	3/4	19.0	4.80	121.9	.78	19.9	1
G20535-1616	16GS-16HLE	7347-76625	1	25.4	5.43	138.0	.98	24.4	1

EQUIPMENT

HOSE/CPLG. SELECTION

GLOBALSPIRAL COUPLINGS

PCM COUPLINGS

PCS COUPLINGS

PCM/PCS FERRULES

MEGACRIMP COUPLINGS

POWER CRIMP COUPLINGS

FIELD ATTACHABLE G1 & G2 COUPLINGS

LOW PRESSURE COUPLINGS

GLX COUPLINGS

POLARSEAL COUPLINGS

POWER STEERING

PCTS THERMO-PLASTIC COUPLINGS

ADAPTERS

ACCESSORIES

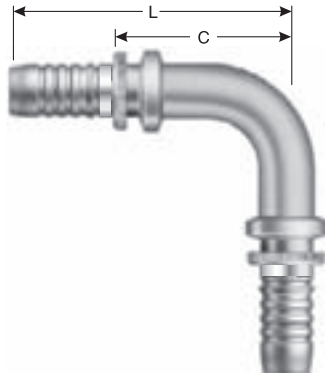
QUICK DISCONNECT COUPLERS

BALL VALVES

ASSEMBLY FABRICATION

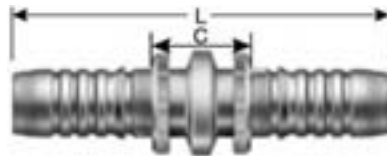


Hose Length Extender - 90° Bent Tube



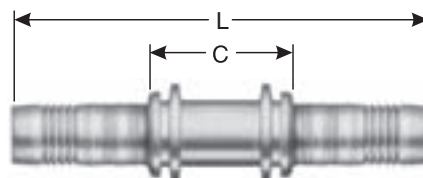
Part No.	Descr.	Prod. No.	⊖		L		C		Std. Pack
			"	mm	"	mm	"	mm	
STANDARD PACK									
G20537-0808	8GS-8HLE90-086	7347-73195	1/2	12.7	3.39	86.0	1.91	48.5	1
G20537-1212	12GS-12HLE90-112	7347-73965	3/4	19.1	4.39	111.5	2.38	60.5	1
G20537-1616	16GS-16HLE90-127	7347-73705	1	25.4	5.00	127.0	2.76	70.2	1
G20537-2020	20GS-20HLE90-155	7347-76705	1 1/4	31.7	6.10	155.0	3.30	83.9	1


Hose Length Extender Caterpillar



Part No.	Descr.	Prod. No.	⊖		L		C		Std. Pack
			"	mm	"	mm	"	mm	
STANDARD PACK									
G20534-1212	12GS-12HLEC	7347-76405	3/4	19.1	6.42	163.0	2.40	61.0	1
G20534-1616	16GS-16HLEC	7347-76395	1	25.4	7.09	180.0	2.61	66.4	1

Hose Length Extender for Caterpillar with Clamping Area

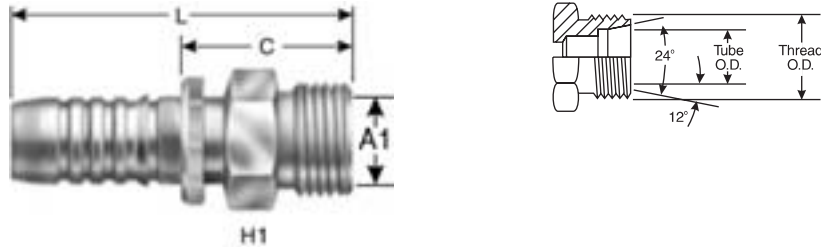


Part No.	Descr.	Prod. No.	⊖		L	C	Std. Pack
			"	"	"	"	
STANDARD PACK							
G24534-2424	24GSLHL-24HLEC	7341-02645	1 1/2	1 1/2	10.66	3.18	1

- EQUIPMENT
- HOSE/CPLG. SELECTION
- GLOBALSPIRAL COUPLINGS**
- PCM COUPLINGS
- PCS COUPLINGS
- PCM/PCS FERRULES
- MEGACRIMP COUPLINGS
- POWER CRIMP COUPLINGS
- FIELD ATTACHABLE G1 & G2 COUPLINGS
- LOW PRESSURE COUPLINGS
- GLX COUPLINGS
- POLARSEAL COUPLINGS
- POWER STEERING
- PCTS THERMO-PLASTIC COUPLINGS
- ADAPTERS
- ACCESSORIES
- QUICK DISCONNECT COUPLERS
- BALL VALVES
- ASSEMBLY FABRICATION

Male DIN 24° Cone - Light Series

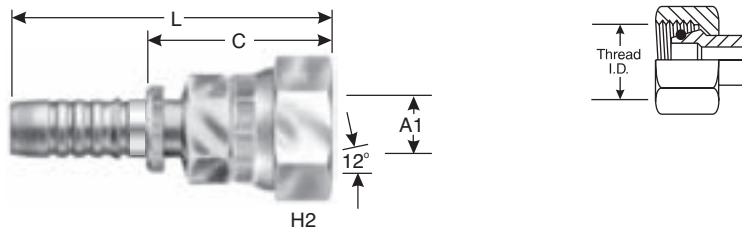
Do not use at a pressure above DIN Light ratings.
Nut Hex per ISO Draft International Standards 12151-2.



Part No.	Descr.	Prod. No.	⊖		🌀	H1	H2	L		C		A1	Std. Pack
			"	mm				"	mm	"	mm		
STANDARD PACK													
G20615-0815	8GS-15MDL	7347-90625	1/2	12.7	M22X1.5	24.00	—	2.48	63.0	1.00	25.5	12.0	1
G20615-1222	12GS-22MDL	7347-93565	3/4	19.1	M30X2.0	32.00	—	3.13	79.5	1.12	28.5	19.0	1
G20615-1628	16GS-28MDL	7347-91495	1	25.4	M36X2.0	41.00	—	3.54	90.0	1.31	33.2	24.0	1

Female DIN 24° Cone Swivel - Light Series with O-Ring

Do not use at a pressure above DIN Light ratings.
Nut Hex per ISO Draft International Standards 12151-2.



Part No.	Descr.	Prod. No.	⊖		🌀	H1	H2	L		C		A1	Std. Pack
			"	mm				"	mm	"	mm		
STANDARD PACK													
G20645-0612	6GS-12FDLORX	7347-92815	3/8	9.5	M18X1.5	—	22.0	2.87	73.0	1.46	37.2	12.0	1
G20645-0815	8GS-15FDLORX	7347-90595	1/2	12.7	M22X1.5	—	22.0	2.87	73.0	1.40	35.5	15.0	1
G20645-1018	10GS-18FDLORX	7347-92105	5/8	15.8	M26X1.5	—	32.0	3.61	91.8	1.63	41.5	18.0	1
G20645-1222	12GS-22FDLORX	7347-92125	3/4	19.1	M30X2.0	—	36.0	3.82	97.0	1.81	46.0	22.0	1
G20645-1228	12GS-28FDLORX	7347-92165	3/4	19.1	M36X2.0	—	41.0	3.90	99.0	1.89	48.0	28.0	1
G20645-1628	16GS-28FDLORX	7347-90795	1	25.4	M36X2.0	—	41.0	4.13	105.0	1.91	48.6	28.0	1
BULK PACK													
G20645-1018X	10GS-18FDLORX XBULK	7347-9210	5/8	15.8	M26X1.5	—	32.0	3.61	91.8	1.63	41.5	18.0	120

EQUIPMENT

HOSE/CPLG. SELECTION

GLOBALSPIRAL COUPLINGS

PCM COUPLINGS

PCS COUPLINGS

PCM/PCS FERRULES

MEGACRIMP COUPLINGS

POWER CRIMP COUPLINGS

FIELD ATTACHABLE G1 & G2 COUPLINGS

LOW PRESSURE COUPLINGS

GLX COUPLINGS

POLARSEAL COUPLINGS

POWER STEERING

PCTS THERMO-PLASTIC COUPLINGS

ADAPTERS

ACCESSORIES

QUICK DISCONNECT COUPLERS

BALL VALVES

ASSEMBLY FABRICATION



EQUIPMENT

HOSE/CPLG. SELECTION

GLOBALSPIRAL COUPLINGS

PCM COUPLINGS

PCS COUPLINGS

PCM/PCS FERRULES

MEGACRIMP COUPLINGS

POWER CRIMP COUPLINGS

FIELD ATTACHABLE G1 & G2 COUPLINGS

LOW PRESSURE COUPLINGS

GLX COUPLINGS

POLARSEAL COUPLINGS

POWER STEERING

PCTS THERMO-PLASTIC COUPLINGS

ADAPTERS

ACCESSORIES

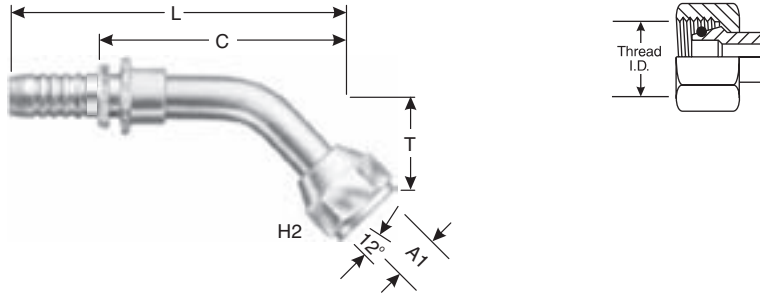
QUICK DISCONNECT COUPLERS

BALL VALVES

ASSEMBLY FABRICATION

Female DIN 24° Cone Swivel - Light Series with O-Ring - 45° Bent Tube

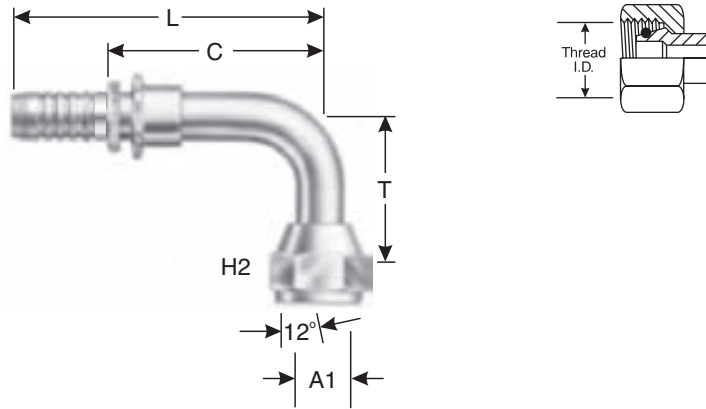
Do not use at a pressure above DIN Light ratings.
Nut Hex per ISO Draft International Standards 12151-2.



Part No.	Descr.	Prod. No.	⌀		M	H1	H2	T		L		C		A1	Std. Pack
			"	mm		mm	mm	"	mm	"	mm	"	mm	mm	
STANDARD PACK															
G20650-1222	12GS-22FDLORX45	7347-92525	3/4	19.1	M30X2.0	—	36.0	1.17	29.8	5.35	135.8	3.34	84.8	22.0	1

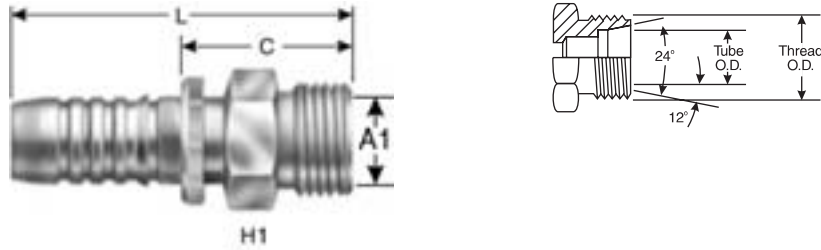
Female DIN 24° Cone Swivel - Light Series with O-Ring - 90° Bent Tube

Do not use at a pressure above DIN Light ratings.
Nut Hex per ISO Draft International Standards 12151-2.



Part No.	Descr.	Prod. No.	⌀		M	H1	H2	T		L		C		A1	Std. Pack
			"	mm		mm	mm	"	mm	"	mm	"	mm	mm	
STANDARD PACK															
G20655-1018	10GS-18FDLORX90	7347-92515	5/8	15.8	M26X1.5	—	32.0	2.03	51.5	4.47	113.5	2.49	63.2	18.0	1
G20655-1222	12GS-22FDLORX90M	7347-92135	3/4	19.1	M30X2.0	—	36.0	2.44	62.0	4.86	123.5	2.86	72.5	22.0	1
G20655-1628	16GS-28FDLORX90M	7347-90765	1	25.4	M36X2.0	—	41.0	2.76	70.0	5.82	147.7	2.71	68.7	28.0	1
BULK PACK															
G20655-1018X	10GS-18FDLORX90XBULK	7347-9251	5/8	15.8	M26X1.5	—	32.0	2.03	51.5	4.47	113.5	2.49	63.2	18.0	75

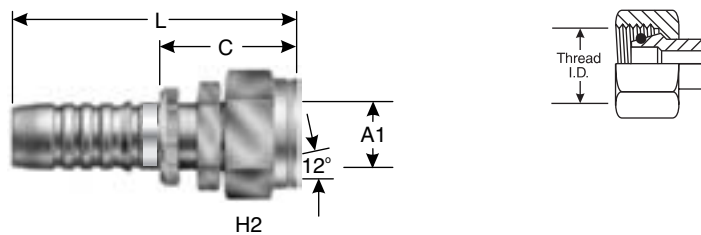
Male DIN 24° Cone - Heavy Series



Part No.	Descr.	Prod. No.	⊖			H1	H2	L		C		A1	Std. Pack
			"	mm				"	mm	"	mm		
STANDARD PACK													
G20715-0612	6GS-12MDH	7347-01785	3/8	9.5	M20X1.5	22.0	—	2.51	63.7	1.10	27.9	12.0	1
G20715-0614	6GS-14MDH	7347-92675	3/8	9.5	M22X1.5	24.0	—	2.59	65.7	1.18	29.9	—	1
G20715-0816	8GS-16MDH	7347-91325	1/2	12.7	M24X1.5	27.0	—	1.17	67.5	1.18	30.0	16.0	1
G20715-1020	10GS-20MDH	7347-92695	5/8	15.8	M30X2.0	32.0	—	—	85.0	—	34.7	20.0	1
G20715-1220	12GS-20MDH	7347-92255	3/4	19.1	M30X2.0	32.0	—	3.35	85.0	1.34	34.0	20.0	1
G20715-1225	12GS-25MDH	7347-92265	3/4	19.1	M36X2.0	41.0	—	3.50	89.0	1.50	38.0	25.0	1
G20715-1625	16GS-25MDH	7347-91505	1	25.4	M30X2.0	41.0	—	3.82	97.0	1.58	40.2	25.0	1
G20715-1630	16GS-30MDH	7347-91515	1	25.4	M42X2.0	46.0	—	3.90	99.0	1.66	42.2	30.0	1
G20715-2038	20GS-38MDH	7347-93295	1 1/4	31.7	M52X2.0	55.0	—	4.84	123.0	2.04	51.9	38.0	1

Female DIN 24° Cone Swivel - Heavy Series with O-Ring

Nut Hex per ISO Draft International Standards 12151-2.



Part No.	Descr.	Prod. No.	⊖			H1	H2	L		C		A1	Std. Pack
			"	mm				"	mm	"	mm		
STANDARD PACK													
G20720-0610	6GS-10FDHORX	7347-92635	3/8	9.5	M18X1.5	—	22.0	—	85.0	—	36.5	10.0	1
G20720-0612	6GS-12FDHORX	7347-92645	3/8	9.5	M36X2.0	—	24.0	2.87	73.0	1.46	37.2	12.0	1
G20720-0614	6GS-14FDHORX	7347-92085	3/8	9.5	M22X1.5	—	27.0	2.97	75.5	1.56	39.7	14.0	1
G20720-0814	8GS-14FDHORX	7347-92095	1/2	12.7	M22X1.5	—	27.0	3.01	76.5	1.53	38.9	14.0	1
G20720-0816	8GS-16FDHORX	7347-91335	1/2	12.7	M24X1.5	—	30.0	3.11	79.0	1.63	41.5	16.0	1
G20720-1020	10GS-20FDHORX	7347-92115	5/8	15.8	M30X2.0	—	36.0	3.94	100.0	1.96	49.7	20.0	1
G20720-1025	10GS-25FDHORX	7347-93425	5/8	15.8	M36X2.0	—	46.0	4.09	104.0	2.11	53.7	25.0	1
G20720-1220	12GS-20FDHORX	7347-92145	3/4	19.1	M30X2.0	—	36.0	4.06	103.0	2.05	52.0	20.0	1
G20720-1225	12GS-25FDHORX	7347-92155	3/4	19.1	M36X2.0	—	46.0	4.23	107.4	2.22	56.4	25.0	1
G20720-1625	16GS-25FDHORX	7347-91535	1	25.4	M36X2.0	—	46.0	4.57	116.0	2.35	59.6	25.0	1
G20720-1630	16GS-30FDHORX	7347-90805	1	25.4	M42X2.0	—	50.0	4.65	118.0	2.43	61.6	30.0	1
G20720-2038	20GS-38FDHORX	7347-93305	1 1/4	31.7	M52X2.0	—	60.0	5.71	145.0	2.91	73.9	38.0	1
BULK PACK													
G20720-1225X	12GS-25FDHORX XBULK	7347-9215	3/4	19.1	M36X2.0	—	46.0	4.23	107.4	2.22	56.4	25.0	45
G20720-1625X	16GS-25FDHORX XBULK	7347-9153	1	25.4	M36X2.0	—	46.0	4.57	116.0	2.35	59.6	25.0	25

EQUIPMENT

HOSE/CPLG. SELECTION

GLOBALSPIRAL COUPLINGS

PCM COUPLINGS

PCS COUPLINGS

PCM/PCS FERRULES

MEGACRIMP COUPLINGS

POWER CRIMP COUPLINGS

FIELD ATTACHABLE G1 & G2 COUPLINGS

LOW PRESSURE COUPLINGS

GLX COUPLINGS

POLARSEAL COUPLINGS

POWER STEERING

PCTS THERMO-PLASTIC COUPLINGS

ADAPTERS

ACCESSORIES

QUICK DISCONNECT COUPLERS

BALL VALVES

ASSEMBLY FABRICATION



EQUIPMENT

HOSE/CPLG. SELECTION

GLOBALSPIRAL COUPLINGS

PCM COUPLINGS

PCS COUPLINGS

PCM/PCS FERRULES

MEGACRIMP COUPLINGS

POWER CRIMP COUPLINGS

FIELD ATTACHABLE G1 & G2 COUPLINGS

LOW PRESSURE COUPLINGS

GLX COUPLINGS

POLARSEAL COUPLINGS

POWER STEERING

PCTS THERMO-PLASTIC COUPLINGS

ADAPTERS


ACCESSORIES

QUICK DISCONNECT COUPLERS

BALL VALVES

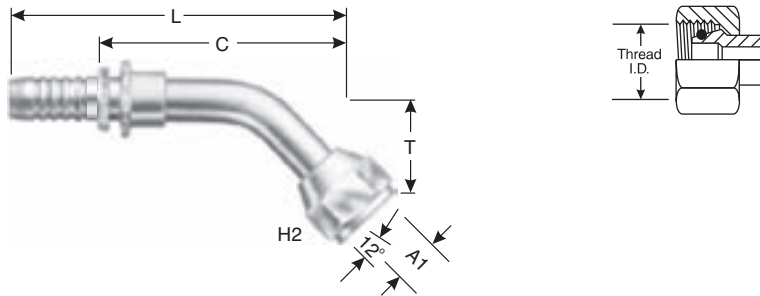
ASSEMBLY FABRICATION


Female DIN 24° Cone Swivel - Heavy Series with O-Ring - Cont'd

Part No.	Descr.	Prod. No.	⊖			H1	H2	L		C		A1	Std. Pack
			"	mm		mm	mm	"	mm	"	mm	mm	
G20720-1630X	16GS-30FDHORX XBULK	7347-9080	1	25.4	M42X2.0	—	50.0	4.65	118.0	2.43	61.6	30.0	35
G20720-2038X	20GS-38FDHORX XBULK	7347-9330	1 1/4	31.7	M52X2.0	—	60.0	5.71	145.0	2.91	73.9	38.0	20

Female DIN 24° Cone Swivel - Heavy Series with O-Ring - 45° Bent Tube

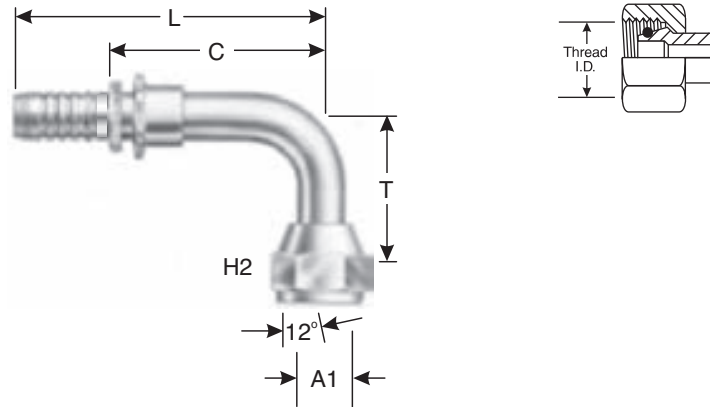
Nut Hex per ISO Draft International Standards 12151-2.



Part No.	Descr.	Prod. No.	⊖			H1	H2	T		L		C		A1	Std. Pack
			"	mm		mm	mm	"	mm	"	mm	"	mm	mm	
STANDARD PACK															
G20725-0816	8GS-16FDHORX45M	7347-91345	1/2	12.7	M24X1.5	—	30.0	.85	21.6	3.70	94.1	2.23	56.7	16.0	1
G20725-1020	10GS-20FDHORX45	7347-92325	5/8	15.8	M30X2.0	—	36.0	.98	24.9	4.79	121.6	2.81	71.3	20.0	1
G20725-1220	12GS-20FDHORX45	7347-93285	3/4	19.1	M30X2.0	—	36.0	1.17	29.8	6.33	160.9	4.33	109.9	20.0	1
G20725-1225	12GS-25FDHORX45M	7347-92175	3/4	19.1	M36X2.0	—	46.0	1.23	31.2	5.31	134.8	3.40	86.3	25.0	1
G20725-1625	16GS-25FDHORX45M	7347-91545	1	25.4	M36X2.0	—	46.0	1.38	35.1	3.90	99.0	1.66	42.2	25.0	1
G20725-1630	16GS-30FDHORX45	7347-91565	1	25.4	M42X2.0	—	50.0	1.38	35.1	6.29	159.7	4.07	103.3	30.0	1
G20725-2038	20GS-38FDHORX45M	7347-93415	1 1/4	31.7	M52X2.0	—	60.0	1.67	42.5	7.72	196.0	4.92	124.9	38.0	1

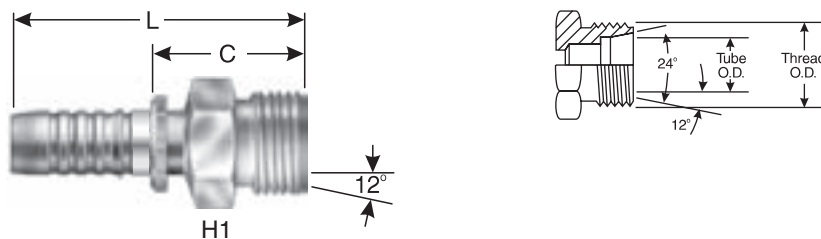
Female DIN 24° Cone Swivel - Heavy Series with O-Ring - 90° Bent Tube

Nut Hex per ISO Draft International Standards 12151-2.



Part No.	Descr.	Prod. No.	⊖		🌀	H1	H2	T	L		C		A1	Std. Pack	
			"	mm					"	mm	"	mm			"
STANDARD PACK															
G20730-0816	8GS-16FDHORX90M	7347-91485	1/2	12.7	M24X1.5	—	30.0	1.73	44.0	3.39	86.0	1.91	48.5	16.0	1
G20730-1020	10GS-20FDHORX90M	7347-92335	5/8	15.8	M30X2.0	—	36.0	2.01	51.0	4.43	112.5	2.45	62.2	20.0	1
G20730-1220	12GS-20FDHORX90M	7347-92185	3/4	19.1	M30X2.0	—	36.0	2.44	62.0	4.86	123.5	2.85	72.5	20.0	1
G20730-1225	12GS-25FDHORX90M	7347-92195	3/4	19.1	M36X2.0	—	46.0	2.52	64.0	4.86	123.5	2.85	72.5	25.0	1
G20730-1625	16GS-25FDHORX90	7347-91555	1	25.4	M36X2.0	—	46.0	2.99	76.0	5.94	151.0	3.72	94.6	25.0	1
G20730-1630	16GS-30FDHORX90M	7347-90775	1	25.4	M42X2.0	—	50.0	2.99	76.0	5.81	147.7	3.59	91.3	30.0	1
G20730-2038	20GS-38FDHORX90M	7347-93315	1 1/4	31.7	M52X2.0	—	60.0	3.43	87.0	7.11	180.5	4.31	109.4	38.0	1
BULK PACK															
G20730-2038X	20GS-38FDHORX90MXBULK	7347-9331	1 1/4	31.7	M52X2.0	—	60.0	3.43	87.0	7.11	180.5	4.31	109.4	38.0	10

Male Kobelco Style



Part No.	Descr.	Prod. No.	⊖		🌀	H1	H2	L		C		Std. Pack
			"	mm				"	mm	"	mm	
STANDARD PACK												
G20735-1222	12GS-22MKB	7347-73665	3/4	19.1	M30X2.0	36.0	—	3.35	85.0	1.34	34.0	1
G20735-1228	12GS-28MKB	7347-73675	3/4	19.1	M36X1.5	41.0	—	3.62	92.0	1.61	41.0	1
G20735-1628	16GS-28MKB	7347-73095	1	25.4	M36X1.5	50.0	—	3.98	101.0	1.74	44.2	1
G20735-1635	16GS-35MKB	7347-73025	1	25.4	M45X1.5	50.0	—	3.74	95.0	1.50	38.1	1
BULK PACK												
G20735-1635X	16GS-35MKBXBULK	7347-7302	1	25.4	M45X1.5	50.0	—	3.74	95.0	1.50	38.1	20

EQUIPMENT

HOSE/CPLG. SELECTION

GLOBALSPIRAL COUPLINGS

PCM COUPLINGS

PCS COUPLINGS

PCM/PCS FERRULES

MEGACRIMP COUPLINGS

POWER CRIMP COUPLINGS

FIELD ATTACHABLE G1 & G2 COUPLINGS

LOW PRESSURE COUPLINGS

GLX COUPLINGS

POLARSEAL COUPLINGS

POWER STEERING

PCTS THERMO-PLASTIC COUPLINGS

ADAPTERS

ACCESSORIES

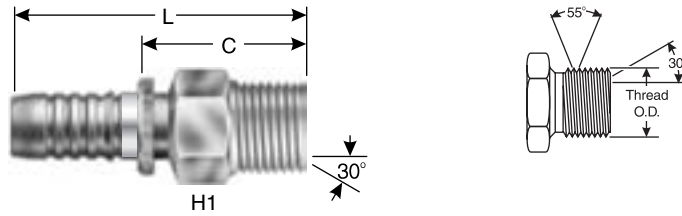
QUICK DISCONNECT COUPLERS

BALL VALVES

ASSEMBLY FABRICATION

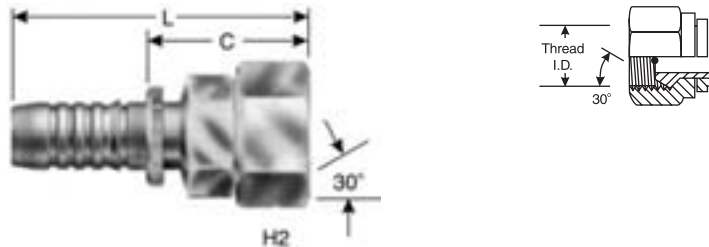


Male British Standard Pipe Parallel



Part No.	Descr.	Prod. No.	⊖		🌀	H1	H2	L		C		Std. Pack
			"	mm		mm	mm	"	mm	"	mm	
STANDARD PACK												
G20810-0606	6GS-6MBSPP	7347-01775	3/8	9.5	3/8-19	22.0	—	2.48	63.0	1.07	27.2	1
G20810-0808	8GS-8MBSPP	7347-91365	1/2	12.7	1/2-14	27.0	—	2.66	67.5	1.81	30.0	1
G20810-1212	12GS-12MBSPP	7347-92205	3/4	19.1	3/4-14	32.0	—	3.35	85.0	1.37	34.7	1
G20810-1616	16GS-16MBSPP	7347-90825	1	25.4	1-11	41.0	—	3.86	98.0	1.62	41.2	1
G20810-2020	20GS-20MBSPP	7347-93365	1 1/4	31.7	1 1/4-11	50.0	—	4.65	118.0	1.85	46.9	1

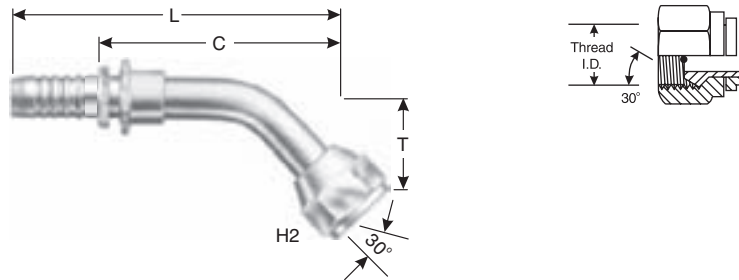
Female British Standard Parallel Pipe O-Ring Swivel



Part No.	Descr.	Prod. No.	⊖		🌀	H1	H2	L		C		Std. Pack
			"	mm		mm	mm	"	mm	"	mm	
STANDARD PACK												
G20830-0606	6GS-6FBSPORX	7347-92235	3/8	9.5	3/8-19	—	22.0	2.34	59.4	.93	23.5	1
G20830-0808	8GS-8FBSPORX	7347-91405	1/2	12.7	1/2-14	—	27.0	2.40	61.0	.93	23.5	1
G20830-1212	12GS-12FBSPORX	7347-93995	3/4	19.1	3/4-14	—	32.0	3.41	86.5	1.40	35.5	1
G20830-1216	12GS-16FBSPORX	7347-92585	3/4	19.1	1-11	—	41.0	3.74	86.6	1.40	35.6	1
G20830-1616	16GS-16FBSPORX	7347-90815	1	25.4	1-11	—	41.0	3.74	95.0	1.52	38.6	1
G20830-2020	20GS-20FBSPORX	7347-93375	1 1/4	31.7	1 1/4-11	—	50.0	4.59	116.5	1.79	45.4	1
BULK PACK												
G20830-1212X	12GS-12FBSPORX XBULK	7347-9399	3/4	19.1	3/4-14	—	32.0	3.41	86.5	1.40	35.5	999
G20830-1616X	16GS-16FBSPORX XBULK	7347-9081	1	25.4	1-11	—	41.0	3.74	95.0	1.52	38.6	40

Female British Standard Parallel Pipe O-Ring Swivel - 45° Bent Tube

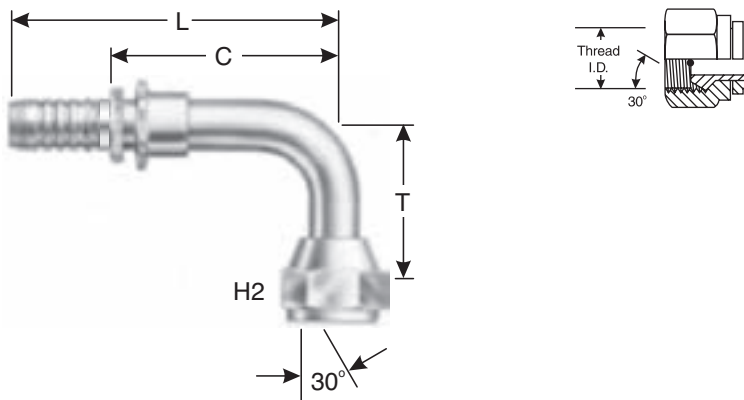
S, M and L Drops and Hex per ISO Working Draft 12151-6.



Part No.	Descr.	Prod. No.	⊖		🌀	H1	H2	T		L		C		Std. Pack
			"	mm				"	mm	"	mm	"	mm	
STANDARD PACK														
G20831-0606	6GS-6FBSPORX45M	7347-92345	3/8	9.5	3/8-19	—	22.0	.61	15.4	3.27	83.1	1.86	47.3	1
G20831-0808	8GS-8FBSPORX45M	7347-91415	1/2	12.7	1/2-14	—	27.0	.67	17.0	3.60	91.5	2.13	54.1	1
G20831-1212	12GS-12FBSPORX45M	7347-92245	3/4	19.1	3/4-14	—	32.0	1.11	28.3	5.29	134.4	3.28	83.4	1
G20831-1616	16GS-16FBSPORX45M	7347-92275	1	25.4	1-11	—	41.0	1.22	30.9	6.12	155.5	3.90	99.1	1
G20831-2020	20GS-20FBSPORX45M	7347-93395	1 1/4	31.7	1 1/4-11	—	50.0	1.48	37.5	7.52	191.1	4.72	119.9	1
BULK PACK														
G20831-0808X	8GS-8FBSPORX45MXBULK	7347-9141	1/2	12.7	1/2-14	—	27.0	.67	17.0	3.60	91.5	2.13	54.1	100
G20831-1212X	12GS-12FBSPORX45MXBULK	7347-9224	3/4	19.1	3/4-14	—	32.0	1.11	28.3	5.29	134.4	3.28	83.4	40

Female British Standard Parallel Pipe O-Ring Swivel - 90° Bent Tube

S, M and L Drops and Hex per ISO Working Draft 12151-6.



Part No.	Descr.	Prod. No.	⊖		🌀	H1	H2	T		L		C		Std. Pack
			"	mm				"	mm	"	mm	"	mm	
STANDARD PACK														
G20832-0606	6GS-6FBSPORX90M	7347-92355	3/8	9.5	3/8-19	—	22.0	1.26	32.0	3.07	78.0	1.66	42.2	1
G20832-0808	8GS-8FBSPORX90M	7347-91425	1/2	12.7	1/2-14	—	27.0	1.48	37.0	3.46	88.0	1.99	50.5	1
G20832-1212	12GS-12FBSPORX90M	7347-92225	3/4	19.1	3/4-14	—	32.0	2.36	60.0	4.86	123.5	2.85	72.5	1
G20832-1616	16GS-16FBSPORX90M	7347-90785	1	25.4	1-11	—	41.0	2.76	70.0	5.81	147.7	3.59	91.3	1
G20832-2020	20GS-20FBSPORX90M	7347-93405	1 1/4	31.7	1 1/4-11	—	50.0	3.15	80.0	7.11	180.5	4.31	109.4	1

EQUIPMENT
HOSE/CPLG. SELECTION
GLOBALSPIRAL COUPLINGS
PCM COUPLINGS
PCS COUPLINGS
PCM/PCS FERRULES
MEGACRIMP COUPLINGS
POWER CRIMP COUPLINGS
FIELD ATTACHABLE G1 & G2 COUPLINGS
LOW PRESSURE COUPLINGS
GLX COUPLINGS
POLARSEAL COUPLINGS
POWER STEERING
PCTS THERMO-PLASTIC COUPLINGS
ADAPTERS
ACCESSORIES
QUICK DISCONNECT COUPLERS
BALL VALVES
ASSEMBLY FABRICATION



EQUIPMENT

HOSE/CPLG. SELECTION

GLOBALSPIRAL COUPLINGS

PCM COUPLINGS

PCS COUPLINGS

PCM/PCS FERRULES

MEGACRIMP COUPLINGS

POWER CRIMP COUPLINGS

FIELD ATTACHABLE G1 & G2 COUPLINGS

LOW PRESSURE COUPLINGS

GLX COUPLINGS

POLARSEAL COUPLINGS

POWER STEERING

PCTS THERMO-PLASTIC COUPLINGS

ADAPTERS

ACCESSORIES

QUICK DISCONNECT COUPLERS

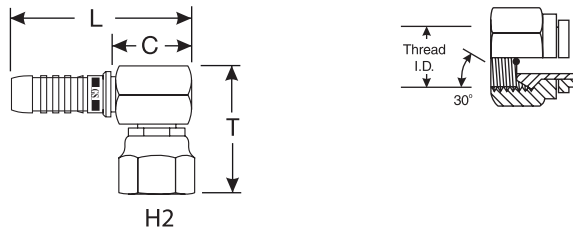
BALL VALVES

ASSEMBLY FABRICATION

Female British Standard Parallel Pipe O-Ring Swivel - 90° Bent Tube - Cont'd

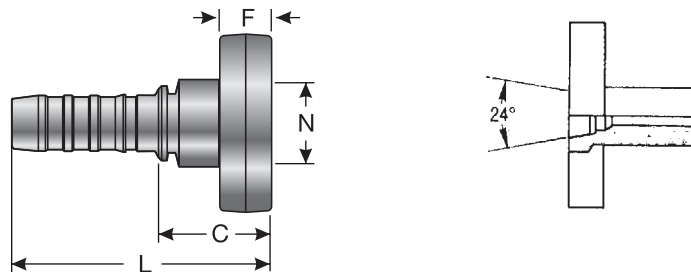
Part No.	Descr.	Prod. No.	⊖			H1	H2	T		L		C		Std. Pack
			"	mm		mm	mm	"	mm	"	mm	"	mm	
BULK PACK														
G20832-0808X	8GS-8FBSPORX90MXBULK	7347-9142	1/2	12.7	1/2-14	—	27.0	1.48	37.0	3.46	88.0	1.99	50.5	100

Female British Standard Pipe Parallel O-Ring Swivel - 90° Block



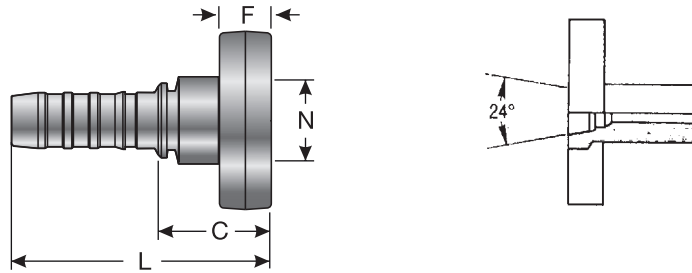
Part No.	Descr.	Prod. No.	⊖			H1	H2	T		L		C		Std. Pack
			"	mm		mm	mm	"	mm	"	mm	"	mm	
STANDARD PACK														
G20845-1212	12GS-12FBSPORX90BL	7347-93955	3/4	19.1	3/4-14	—	32.0	1.35	34.2	3.07	78.0	1.06	27.0	1

Female French GAZ (Poclain) 24° High Pressure Flange



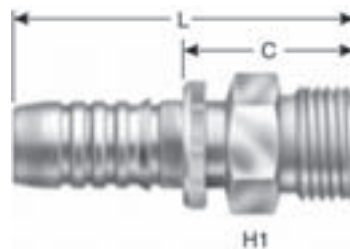
Part No.	Descr.	Prod. No.	⊖		N	L		C		F		Std. Pack
			"	mm		"	mm	"	mm	"	mm	
STANDARD PACK												
G20420-0817	8GS-17FPFL	7347-93215	1/2	12.7	17	2.72	69.0	1.24	31.5	.56	14.2	1
G20420-1021	10GS-21FPFL	7347-92995	5/8	15.8	21	3.35	85.0	1.37	34.7	.56	14.2	1
G20420-1227	12GS-27FPFL	7347-93065	3/4	19.1	27	3.58	91.0	1.57	40.0	.56	14.2	1
G20420-1634	16GS-34FPFL	7347-93165	1	25.4	34	4.02	102.0	1.78	45.2	.56	14.2	1
G20420-2042	20GS-42FPFL	7347-93465	1 1/4	31.7	42	5.24	133.0	2.44	61.9	.56	14.2	1

Male French GAZ (Poclain) 24° High Pressure Flange



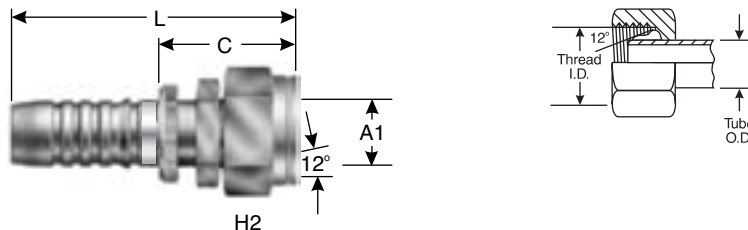
Part No.	Descr.	Prod. No.	⊖		N	L		C		F		Std. Pack
			"	mm		"	mm	"	mm	"	mm	
STANDARD PACK												
G20480-0817	8GS-17MPFL	7347-93225	1/2	12.7	17	3.11	79.0	1.63	41.5	.56	14.2	1
G20480-1021	10GS-21MPFL	7347-93005	5/8	15.8	21	3.27	83.0	1.29	32.7	.56	14.2	1
G20480-1634	16GS-34MPFL	7347-93185	1	25.4	34	4.51	114.5	2.27	57.7	.56	14.2	1
G20480-2042	20GS-42MPFL	7347-93475	1 1/4	31.7	42	6.77	172.0	3.96	100.9	.56	14.2	1

Male French GAZ



Part No.	Descr.	Prod. No.	⊖		H1	H2	L		C		Std. Pack	
			"	mm			"	mm	"	mm		
STANDARD PACK												
G20675-1221	12GS-21MFG	7347-94075	3/4	19.1	M30X1.5	32.0	—	3.23	82.0	1.22	31.0	1
G20675-1227	12GS-27MFG	7347-93055	3/4	19.1	M36X1.5	41.0	—	3.33	84.5	1.32	33.5	1

Female French GAZ Swivel (Female Kobelco)



Part No.	Descr.	Prod. No.	⊖		H1	H2	L		C		A1	Std. Pack	
			"	mm			"	mm	"	mm			
STANDARD PACK													
G20680-0817	8GS-17FFGX	7347-90665	1/2	12.7	M24X1.5	—	30.0	2.68	68.0	1.20	30.5	16.8	1

EQUIPMENT

HOSE/CPLG. SELECTION

GLOBALSPIRAL COUPLINGS

PCM COUPLINGS

PCS COUPLINGS

PCM/PCS FERRULES

MEGACRIMP COUPLINGS

POWER CRIMP COUPLINGS

FIELD ATTACHABLE G1 & G2 COUPLINGS

LOW PRESSURE COUPLINGS

GLX COUPLINGS

POLARSEAL COUPLINGS

POWER STEERING

PCTS THERMO-PLASTIC COUPLINGS

ADAPTERS

ACCESSORIES

QUICK DISCONNECT COUPLERS

BALL VALVES

ASSEMBLY FABRICATION

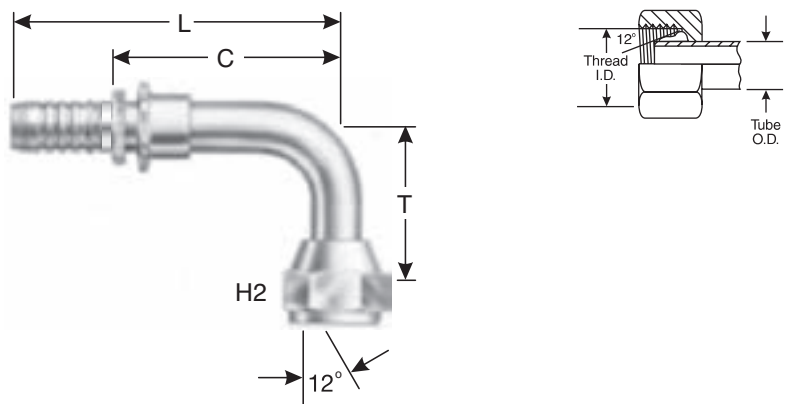


EQUIPMENT
HOSE/CPLG. SELECTION
GLOBALSPIRAL COUPLINGS
PCM COUPLINGS
PCS COUPLINGS
PCM/PCS FERRULES
MEGACRIMP COUPLINGS
POWER CRIMP COUPLINGS
FIELD ATTACHABLE G1 & G2 COUPLINGS
LOW PRESSURE COUPLINGS
GLX COUPLINGS
POLARSEAL COUPLINGS
POWER STEERING
PCTS THERMO-PLASTIC COUPLINGS
ADAPTERS
ACCESSORIES
QUICK DISCONNECT COUPLERS
BALL VALVES
ASSEMBLY FABRICATION

Female French GAZ Swivel (Female Kobelco) - Cont'd

Part No.	Descr.	Prod. No.	⊖			H1	H2	L		C		A1	Std. Pack
			"	mm				"	mm	"	mm		
G20680-1021	10GS-21FFGX	7347-93025	5/8	15.8	M30X1.5	—	36.0	3.44	87.5	1.44	36.5	21.2	1
G20680-1221	12GS-21FFGX	7347-94715	3/4	19.1	M30X1.5	—	36.0	3.27	83.0	1.29	32.7	21.2	1
G20680-1227	12GS-27FFGX	7347-93075	3/4	19.1	M36X1.5	—	41.0	3.41	86.5	1.40	35.5	26.8	1
G20680-1627	16GS-27FFGX	7347-94725	1	25.4	M36X1.5	—	41.0	3.41	86.5	1.40	35.5	26.8	1
G20680-1634	16GS-34FFGX	7347-93175	1	25.4	M45X1.5	—	55.0	3.76	95.5	1.54	39.1	33.5	1

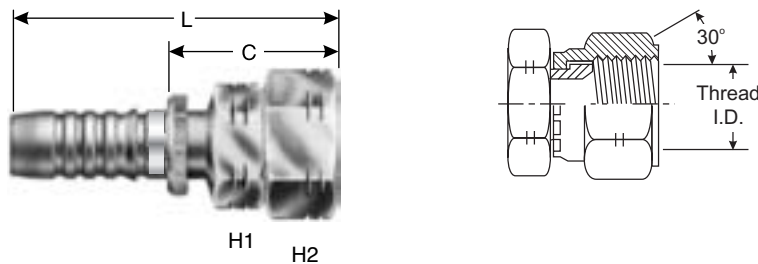
Female French GAZ Swivel - 90° Bent Tube



Part No.	Descr.	Prod. No.	⊖			H1	H2	T		L		C		Std. Pack
			"	mm				"	mm	"	mm	"	mm	
STANDARD PACK														
G20690-1021	10GS-21FFGX90	7347-93035	5/8	15.8	M30X1.5	—	36.0	1.77	45.0	3.62	92.0	1.64	41.7	1
G20691-1227	12GS5K-27FFGX90-060	7347-78645	3/4	19.1	M36X1.5	—	41.0	2.36	60.0	4.91	124.7	2.90	73.7	1
G20691-1634	16GS5K-34FFGX90-065	7347-78655	1	25.4	M45X1.5	—	55.0	2.56	65.0	5.67	144.0	3.45	87.6	1

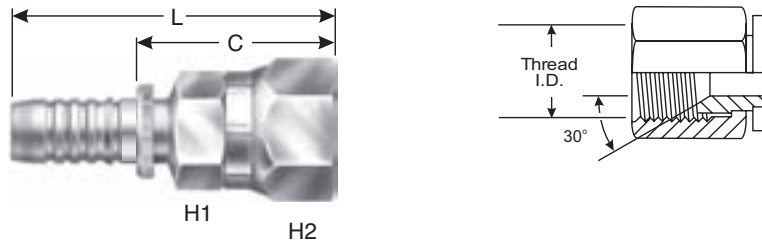
Female Komatsu Style Japanese Metric Swivel

These female swivels have been marked with two small notches on the hex to identify them as the Komatsu style.



Part No.	Descr.	Prod. No.	⊖			H1	H2	L		C		Std. Pack
			"	mm				"	mm	"	mm	
STANDARD PACK												
G20910-0808	8GS-8FKX	7347-35245	1/2	12.7	M22X1.5	27.0	27.0	2.93	74.4	1.46	37.0	1
G20910-1010	10GS-10FKX	7347-35345	5/8	15.8	M24X1.5	30.0	32.0	3.74	95.0	1.76	44.7	1
G20910-1212	12GS-12FKX	7347-35445	3/4	19.1	M30X1.5	32.0	36.0	4.00	101.7	2.00	50.7	1
G20910-1616	16GS-16FKX	7347-35555	1	25.4	M33X1.5	41.0	41.0	4.51	114.6	2.29	58.2	1

Female Japanese Industrial Standard 30° Flare Swivel



Part No.	Descr.	Prod. No.	⊖		🌀	H1	H2	L		C		Std. Pack
			"	mm		mm	mm	"	mm	"	mm	
STANDARD PACK												
G20930-1212	12GS-12FJISX	7347-76195	3/4	19.1	3/4-14	32.0	36.0	3.87	98.2	1.86	47.2	1
G20930-1616	16GS-16FJISX	7347-76005	1	25.4	1-11	41.0	41.0	4.25	108.0	2.03	51.6	1
G20930-2020	20GS-20FJISX	7347-76235	1 1/4	31.7	1 1/4-11	27.0	50.0	5.35	136.0	2.56	64.9	1

GS Ferrule for 2-Wire Braid Hose

For 12M4K and 16M3K Hose Only.



Part No.	Descr.	Prod. No.	⊖		L		⊕		Std. Pack
			"	mm	"	mm	"	mm	
STANDARD PACK									
G20995-0212	12GS1F-2	7347-02975	3/4	19.1	1.73	44.0	1.57	39.9	1
G20995-0216	16GS1F-2	7347-02985	1	25.4	2.06	52.2	1.94	49.3	1
BULK PACK									
G20995-0212X	12GS1F-2XBULK	7347-0297	3/4	19.1	1.73	44.0	1.57	39.9	125

GSP Ferrule for Wire Braid Hose



Part No.	Descr.	Prod. No.	⊖		L		⊕		Std. Pack
			"	mm	"	mm	"	mm	
STANDARD PACK									
G22995-0224	24GSP1F-2	7347-03165	1 1/2	38.1	2.98	75.8	2.76	70.0	3

EQUIPMENT

HOSE/CPLG. SELECTION

GLOBALSPIRAL COUPLINGS

PCM COUPLINGS

PCS COUPLINGS

PCM/PCS FERRULES

MEGACRIMP COUPLINGS

POWER CRIMP COUPLINGS

FIELD ATTACHABLE G1 & G2 COUPLINGS

LOW PRESSURE COUPLINGS

GLX COUPLINGS

POLARSEAL COUPLINGS

POWER STEERING

PCTS THERMO-PLASTIC COUPLINGS

ADAPTERS

ACCESSORIES

QUICK DISCONNECT COUPLERS

BALL VALVES

ASSEMBLY FABRICATION



GSP Ferrule for Wire Braid Hose - Cont'd

Part No.	Descr.	Prod. No.	⊖		L		∅		Std. Pack
			"	mm	"	mm	"	mm	
G22995-0232	32FSP1F-2	7347-03185	2	50.8	3.54	90.0	3.29	83.5	1
BULK PACK									
G22995-0224X	24GSP1F-2 XBULK	7347-0316	1 1/2	38.1	2.98	75.8	2.76	70.0	20
G22995-0232X	32GSP1F-2XBULK	7347-0318	2	50.8	3.54	90.0	3.29	83.5	10

GS Ferrule for 4-Spiral Hose



Part No.	Descr.	Prod. No.	⊖		L		∅		Std. Pack
			"	mm	"	mm	"	mm	
STANDARD PACK									
G20995-0406	6GS1F-4	7347-03105	3/8	9.5	1.43	36.3	1.25	31.8	5
G20995-0408	8GS1F-4	7347-03115	1/2	12.7	1.44	36.6	1.35	34.4	5
G20995-0410	10GS1F-4	7347-03125	5/8	15.8	1.88	47.8	1.64	41.7	5
G20995-0412	12GS1F-4	7347-03135	3/4	19.1	2.00	50.8	1.80	45.7	5
G20995-0416	16GS1F-4	7347-03145	1	25.4	2.22	56.4	2.07	52.6	1
G20995-0420	20GS1F-4	7347-03155	1 1/4	31.7	2.67	67.8	2.42	61.5	1
BULK PACK									
G20995-0406X	6GS1F-4XBULK	7347-0310	3/8	9.5	1.43	36.3	1.25	31.8	200
G20995-0408X	8GS1F-4XBULK	7347-0311	1/2	12.7	1.44	36.6	1.35	34.4	200
G20995-0410X	10GS1F-4XBULK	7347-0312	5/8	15.8	1.88	47.8	1.64	41.7	100
G20995-0412X	12GS1F-4XBULK	7347-0313	3/4	19.1	2.00	50.8	1.80	45.7	75
G20995-0416X	16GS1F-4XBULK	7347-0314	1	25.4	2.22	56.4	2.07	52.6	50
G20995-0420X	20GS1F-4XBULK	7347-0315	1 1/4	31.7	2.67	67.8	2.42	61.5	30

GSP Ferrule for 4-Spiral EF Hose



Part No.	Descr.	Prod. No.	⊖		L		∅		Std. Pack
			"	mm	"	mm	"	mm	
STANDARD PACK									
G22995-0424	24GSP1F-4	7347-03175	1 1/2	38.1	3.01	76.5	2.83	72.0	3
G22995-0432	32GSP1F-4	7347-03195	2	50.8	3.58	91.0	3.35	85.0	1

EQUIPMENT

HOSE/CPLG. SELECTION

GLOBALSPIRAL COUPLINGS

PCM COUPLINGS

PCS COUPLINGS

PCM/PCS FERRULES

MEGACRIMP COUPLINGS

POWER CRIMP COUPLINGS

FIELD ATTACHABLE G1 & G2 COUPLINGS

LOW PRESSURE COUPLINGS

GLX COUPLINGS

POLARSEAL COUPLINGS

POWER STEERING

PCTS THERMO-PLASTIC COUPLINGS

ADAPTERS

ACCESSORIES

QUICK DISCONNECT COUPLERS

BALL VALVES

ASSEMBLY FABRICATION

GSP Ferrule for 4-Spiral EF Hose - Cont'd

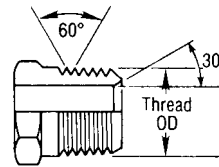
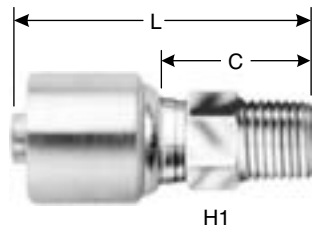
Part No.	Descr.	Prod. No.	⊖		L		∅		Std. Pack
			"	mm	"	mm	"	mm	
BULK PACK									
G22995-0432X	32GSP1F-4XBULK	7347-0319	2	50.8	3.58	91.0	3.35	85.0	10

GS Ferrule for 6-Spiral Hose



Part No.	Descr.	Prod. No.	⊖		L		∅		Std. Pack
			"	mm	"	mm	"	mm	
STANDARD PACK									
G20995-0620	20GS1F-6	7347-02905	1 1/4	31.7	2.87	72.9	2.67	67.8	1
BULK PACK									
G20995-0620X	20GS1F-6XBULK	7347-0290	1 1/4	31.7	2.87	72.9	2.67	67.8	20

1 1/4" Special One-Piece Couplings - Male Pipe (NPTF - 30° Cone Seat)



H1

Part No.	Descr.	Prod. No.	⊖		∅	H1	H2	L		C		Std. Pack
			"	mm				"	mm	"	mm	
STANDARD PACK												
G21100-2020	20MGS-20MP	7347-86005	1 1/4	31.7	1 1/4-11 1/2	1 3/4	—	5.00	127.0	2.20	55.9	1

EQUIPMENT

HOSE/CPLG. SELECTION

GLOBALSPIRAL COUPLINGS

PCM COUPLINGS

PCS COUPLINGS

PCM/PCS FERRULES

MEGACRIMP COUPLINGS

POWER CRIMP COUPLINGS

FIELD ATTACHABLE G1 & G2 COUPLINGS

LOW PRESSURE COUPLINGS

GLX COUPLINGS

POLARSEAL COUPLINGS

POWER STEERING

PCTS THERMO-PLASTIC COUPLINGS

ADAPTERS

ACCESSORIES

QUICK DISCONNECT COUPLERS

BALL VALVES

ASSEMBLY FABRICATION



EQUIPMENT

HOSE/CPLG. SELECTION

GLOBALSPIRAL COUPLINGS

PCM COUPLINGS

PCS COUPLINGS

PCM/PCS FERRULES

MEGACRIMP COUPLINGS

POWER CRIMP COUPLINGS

FIELD ATTACHABLE G1 & G2 COUPLINGS

LOW PRESSURE COUPLINGS

GLX COUPLINGS

POLARSEAL COUPLINGS

POWER STEERING

PCTS THERMO-PLASTIC COUPLINGS

ADAPTERS

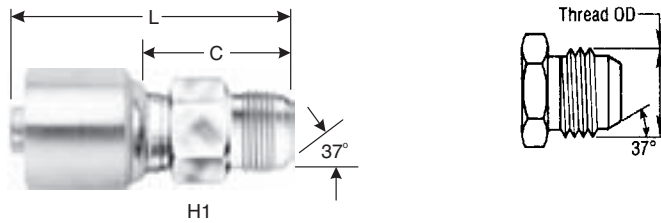
ACCESSORIES

QUICK DISCONNECT COUPLERS

BALL VALVES

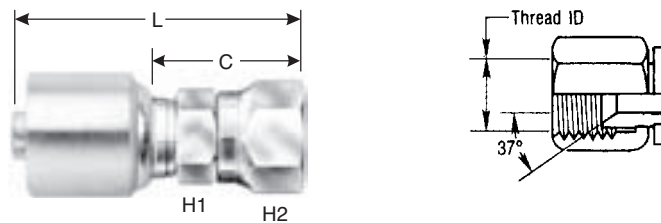
ASSEMBLY FABRICATION

1 1/4" Special One-Piece Couplings - Male JIC 37° Flare



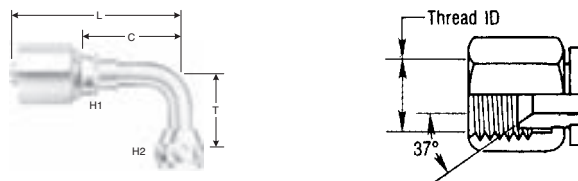
Part No.	Descr.	Prod. No.	⊖		🌀	H1	H2	L		C		Std. Pack
			"	mm		"	"	"	mm	"	mm	
STANDARD PACK												
G21165-2020	20MGS-20MJ	7347-86015	1 1/4	31.7	1 5/8-12	1 3/4	—	4.92	125.0	2.12	53.9	1

1 1/4" Special One-Piece Couplings - Female JIC 37° Flare Swivel



Part No.	Descr.	Prod. No.	⊖		🌀	H1	H2	L		C		Std. Pack
			"	mm		"	"	"	mm	"	mm	
STANDARD PACK												
G21170-2020	20MGS-20FJX	7347-86025	1 1/4	31.7	1 5/8-12	1 7/8	2	5.35	136.0	2.56	64.9	1

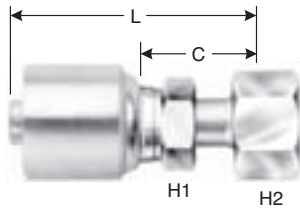
1 1/4" Special One-Piece Couplings - Female JIC 37° Flare Swivel - 90° Bent Tube



Part No.	Descr.	Prod. No.	⊖		🌀	H1	H2	T	L		C		Std. Pack	
			"	mm		"	"	"	mm	"	mm	"		mm
STANDARD PACK														
G21180-2020	20MGS-20FJX90M-078	7347-86035	1 1/4	31.7	1 5/8-12	1 7/8	2	3.07	78.0	6.85	174.0	4.05	102.9	1

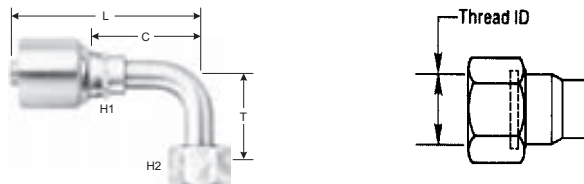


1 1/4" Special One-Piece Couplings - Female Flat-Face O-Ring Swivel



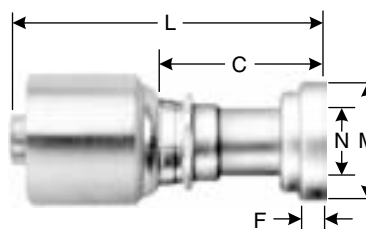
Part No.	Descr.	Prod. No.	⊖			H1	H2	L		C		Std. Pack
			"	mm		mm	mm	"	mm	"	mm	
STANDARD PACK												
G21230-2020	20MGS-20FFORX	7347-86045	1 1/4	31.7	1 11/16-12	50.0	50.0	5.04	128.0	2.24	56.9	1

1 1/4" Special One-Piece Couplings - Female Flat-Face O-Ring Swivel - 90° Bent Tube



Part No.	Descr.	Prod. No.	⊖			H1	H2	T	L		C		Std. Pack	
			"	mm		mm	mm	"	mm	"	mm			
STANDARD PACK														
G21240-2020	20MGS-20FFORX90M	7347-86055	1 1/4	31.7	1 11/16-12	50.0	50.0	3.07	78.0	6.77	172.0	3.97	100.9	1

1 1/4" Special One-Piece Couplings - Code 61 O-Ring Flange



Part No.	Descr.	Prod. No.	⊖		N	M	L		C		F		Std. Pack	
			"	mm	"	"	mm	"	mm	"	mm	"		mm
STANDARD PACK														
G21300-2020	20MGS-20FL	7347-86065	1 1/4	31.7	1 1/4	2.00	50.8	5.75	146.0	2.95	74.9	.32	8.0	1

EQUIPMENT

HOSE/CPLG. SELECTION

GLOBALSPIRAL COUPLINGS

PCM COUPLINGS

PCS COUPLINGS

PCM/PCS FERRULES

MEGACRIMP COUPLINGS

POWER CRIMP COUPLINGS

FIELD ATTACHABLE G1 & G2 COUPLINGS

LOW PRESSURE COUPLINGS

GLX COUPLINGS

POLARSEAL COUPLINGS

POWER STEERING

PCTS THERMO-PLASTIC COUPLINGS

ADAPTERS

ACCESSORIES

QUICK DISCONNECT COUPLERS

BALL VALVES

ASSEMBLY FABRICATION



GlobalSpiral™ Couplings

EQUIPMENT

HOSE/CPLG. SELECTION

GLOBALSPIRAL COUPLINGS

PCM COUPLINGS

PCS COUPLINGS

PCM/PCS FERRULES

MEGACRIMP COUPLINGS

POWER CRIMP COUPLINGS

FIELD ATTACHABLE G1 & G2 COUPLINGS

LOW PRESSURE COUPLINGS

GLX COUPLINGS

POLARSEAL COUPLINGS

POWER STEERING

PCTS THERMO-PLASTIC COUPLINGS

ADAPTERS

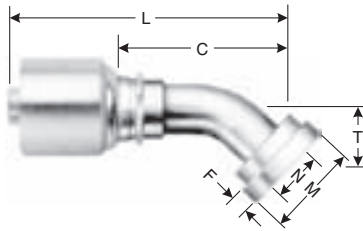
ACCESSORIES

QUICK DISCONNECT COUPLERS

BALL VALVES

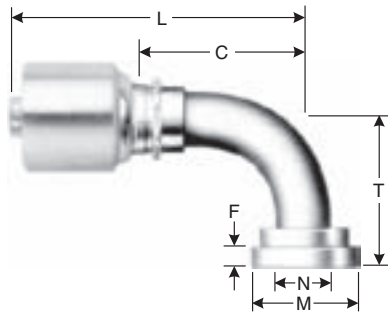
ASSEMBLY FABRICATION

1 1/4" Special One-Piece Couplings - Code 61 O-Ring Flange - 45° Bent Tube



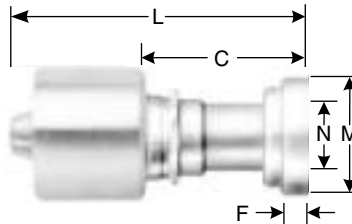
Part No.	Descr.	Prod. No.	⊖		N		M		T		L		C		F		Std. Pack
			"	mm	"	"	mm	"	mm	"	mm	"	mm	"	mm		
STANDARD PACK																	
G21307-2020	20MGS-20FL45S-032	7347-86075	1 1/4	31.7	1 1/4	2.00	50.8	1.26	32.0	6.69	170.0	3.89	98.9	.32	8.0	1	

1 1/4" Special One-Piece Couplings - Code 61 O-Ring Flange - 90° Bent Tube



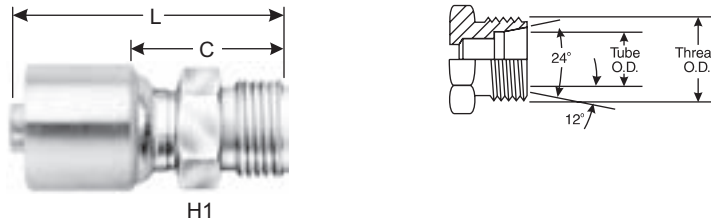
Part No.	Descr.	Prod. No.	⊖		N		M		T		L		C		F		Std. Pack
			"	mm	"	"	mm	"	mm	"	mm	"	mm	"	mm		
STANDARD PACK																	
G21315-2020	20MGS-20FL90M-090	7347-86085	1 1/4	31.7	1 1/4	2.00	50.8	3.54	90.0	6.54	166.0	3.74	94.9	.32	8.0	1	

1 1/4" Special One-Piece Couplings - Code 62 O-Ring Flange



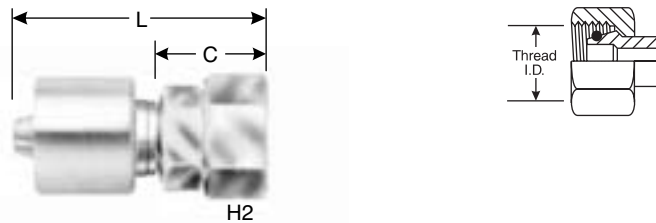
Part No.	Descr.	Prod. No.	⊖		N		M		L		C		F		Std. Pack
			"	mm	"	"	mm	"	mm	"	mm	"	mm		
STANDARD PACK															
G21350-2020	20MGS-20FLH	7347-86135	1 1/4	31.7	1 1/4	2.13	54.1	5.75	146.0	2.95	74.9	.41	10.3	1	

1 1/4" Special One-Piece Couplings - Male DIN 24° Cone - Heavy Series



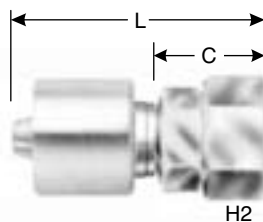
Part No.	Descr.	Prod. No.	⊖			H1	H2	L		C		Std. Pack
			"	mm		mm	mm	"	mm	"	mm	
STANDARD PACK												
G21715-2038	20MGS-38MDH	7347-86115	1 1/4	31.7	M52X2.0	55.0	—	4.84	123.0	2.04	51.9	1

1 1/4" Special One-Piece Couplings - Female DIN 24° Cone Swivel - Heavy Series with O-Ring



Part No.	Descr.	Prod. No.	⊖			H1	H2	L		C		Std. Pack
			"	mm		mm	mm	"	mm	"	mm	
STANDARD PACK												
G21720-2038	20MGS-38FDHORX	7347-86095	1 1/4	31.7	M52X2.0	—	60.0	5.71	145.0	2.91	73.9	1

1 1/4" Special One-Piece Couplings - Female British Standard Pipe Parallel O-Ring Swivel



Part No.	Descr.	Prod. No.	⊖			H1	H2	L		C		Std. Pack
			"	mm		mm	mm	"	mm	"	mm	
STANDARD PACK												
G21830-2020	20MGS-20FBSPORX	7347-86105	1 1/4	31.7	1 1/4-11	—	50.0	4.59	116.5	1.79	45.4	1

EQUIPMENT

HOSE/CPLG. SELECTION

GLOBALSPIRAL COUPLINGS

PCM COUPLINGS

PCS COUPLINGS

PCM/PCS FERRULES

MEGACRIMP COUPLINGS

POWER CRIMP COUPLINGS

FIELD ATTACHABLE G1 & G2 COUPLINGS

LOW PRESSURE COUPLINGS

GLX COUPLINGS

POLARSEAL COUPLINGS

POWER STEERING

PCTS THERMO-PLASTIC COUPLINGS

ADAPTERS

ACCESSORIES

QUICK DISCONNECT COUPLERS

BALL VALVES

ASSEMBLY FABRICATION



EQUIPMENT

HOSE/CPLG. SELECTION

GLOBALSPIRAL COUPLINGS

PCM COUPLINGS

PCS COUPLINGS

PCM/PCS FERRULES

MEGACRIMP COUPLINGS

POWER CRIMP COUPLINGS

FIELD ATTACHABLE G1 & G2 COUPLINGS

LOW PRESSURE COUPLINGS

GLX COUPLINGS

POLARSEAL COUPLINGS

POWER STEERING

PCTS THERMO-PLASTIC COUPLINGS

ADAPTERS

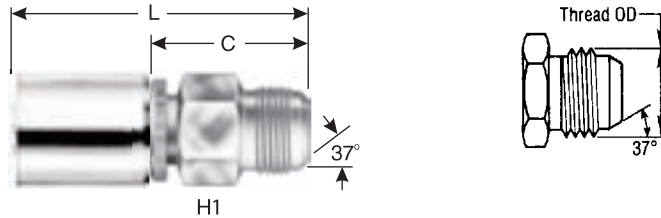
ACCESSORIES

QUICK DISCONNECT COUPLERS

BALL VALVES

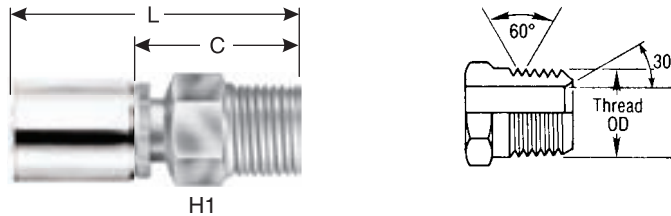
ASSEMBLY FABRICATION

Male JIC 37° Flare



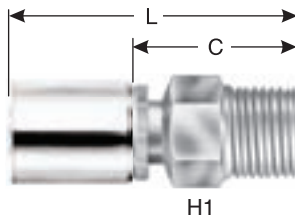
Part No.	Descr.	Prod. No.	⊖		🌀	H1	H2	L		C		Std. Pack
			"	mm		"	"	"	mm	"	mm	
STANDARD PACK												
G24165-2424	24GSH-24MJ	7341-02555	1 1/2	38.1	1 7/8-12	1.97	—	6.39	162.3	2.65	67.3	1
G24165-3232	32GSH-32MJ	7341-06465	2	50.8	2 1/2-12	2.56	—	7.72	196.2	3.24	82.2	1

Male Pipe (NPTF - 30° Cone Seat)




Part No.	Descr.	Prod. No.	⊖		🌀	H1	H2	L		C		Std. Pack
			"	mm		"	"	"	mm	"	mm	
STANDARD PACK												
G24100-2424	24GSH-24MP	7341-02585	2	50.8	1 1/2-11	2.00	—	6.51	165.3	2.77	70.3	1
G24100-3232	32GSH-32MP	7341-06455	2	50.8	2-11 1/2	2.75	—	7.54	191.6	3.05	77.5	3
BULK PACK												
G24100-2424X	24GSH-24MPXBULK	7341-0258	2	50.8	1 1/2-11	2.00	—	6.51	165.3	2.77	70.3	10
G24100-3232X	32GSH-32MPXBULK	7341-0645	2	50.8	2-11 1/2	2.75	—	7.54	191.6	3.05	77.5	5

Male Pipe for API Unions



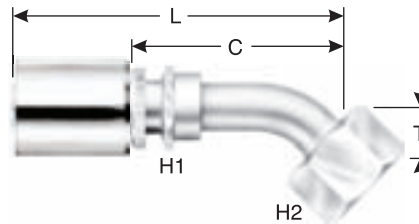
Part No.	Descr.	Prod. No.	⊖		🌀	H1	H2	L		C		Std. Pack
			"	mm		"	"	"	mm	"	mm	
STANDARD PACK												
G24102-2424	24GSH-24MPAPI	7341-02735	—	—	—	—	—	—	—	—	—	1
G24102-3232	32GSH-32MPAPI	7341-06475	2	50.8	2-11 1/2	2.75	—	9.39	238.4	4.90	124.4	1
BULK PACK												
G24102-3232X	32GSH-32MPAPIXBULK	7341-0647	2	50.8	2-11 1/2	2.75	—	9.39	238.4	4.90	124.4	5

Female JIC 37° Flare Swivel



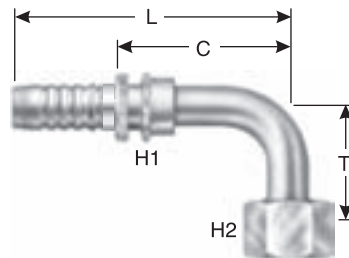
Part No.	Descr.	Prod. No.	⊖			H1	H2	L		C		Std. Pack
			"	mm		"	"	"	mm	"	mm	
STANDARD PACK												
G24170-2424	24GSH-24FJX	7341-02525	1 1/2	38.1	1 7/8-12	2.17	2.36	6.78	172.3	3.04	77.2	1
G24170-3232	32GSH-32FJX	7341-06445	2	50.8	2 1/2-12	2.76	2.95	8.07	205.1	3.59	91.1	3
BULK PACK												
G24170-2424X	24GSH-24FJX XBULK	7341-0252	1 1/2	38.1	1 7/8-12	2.17	2.36	6.78	172.3	3.04	77.2	3
G24170-3232X	32GSH-32FJX XBULK	7341-0644	2	50.8	2 1/2-12	2.76	2.95	8.07	205.1	3.59	91.1	5

Female JIC 37° Flare Swivel - 45° Bent Tube



Part No.	Descr.	Prod. No.	⊖			H1	H2	T	L		C		Std. Pack	
			"	mm		"	"	"	mm	"	mm	"		mm
STANDARD PACK														
G24174-2424	24GSH-24FJX45-034	7341-02535	1 1/2	38.1	1 7/8-12	55.00	60.00	—	34.0	—	220.1	—	130.9	1

Female JIC 37° Flare Swivel - 90° Bent Tube



Part No.	Descr.	Prod. No.	⊖			H1	H2	T	L		C		Std. Pack	
			"	mm		"	"	"	mm	"	mm	"		mm
STANDARD PACK														
G24180-2424	24GSH-24FJX90M	7341-02545	1 1/2	38.1	1 7/8-12	55.00	60.00	—	86.0	—	227.5	—	182.3	1

EQUIPMENT

HOSE/CPLG. SELECTION

GLOBALSPIRAL COUPLINGS

PCM COUPLINGS

PCS COUPLINGS

PCM/PCS FERRULES

MEGACRIMP COUPLINGS

POWER CRIMP COUPLINGS

FIELD ATTACHABLE G1 & G2 COUPLINGS

LOW PRESSURE COUPLINGS

GLX COUPLINGS

POLARSEAL COUPLINGS

POWER STEERING

PCTS THERMO-PLASTIC COUPLINGS

ADAPTERS

ACCESSORIES

QUICK DISCONNECT COUPLERS

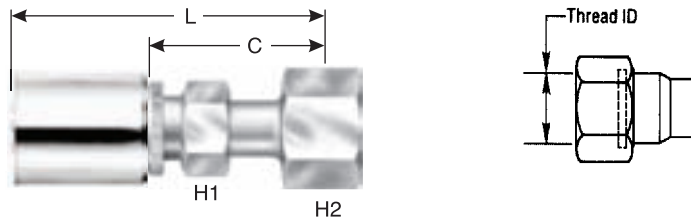
BALL VALVES

ASSEMBLY FABRICATION



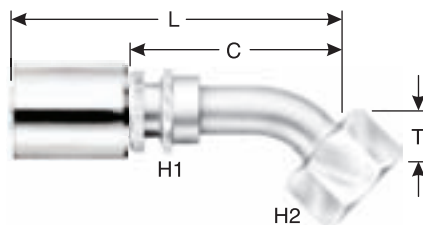
EQUIPMENT
HOSE/CPLG. SELECTION
GLOBALSPIRAL COUPLINGS
PCM COUPLINGS
PCS COUPLINGS
PCM/PCS FERRULES
MEGACRIMP COUPLINGS
POWER CRIMP COUPLINGS
FIELD ATTACHABLE G1 & G2 COUPLINGS
LOW PRESSURE COUPLINGS
GLX COUPLINGS
POLARSEAL COUPLINGS
POWER STEERING
PCTS THERMO-PLASTIC COUPLINGS
ADAPTERS
ACCESSORIES
QUICK DISCONNECT COUPLERS
BALL VALVES
ASSEMBLY FABRICATION

Female Flat-Face Swivel



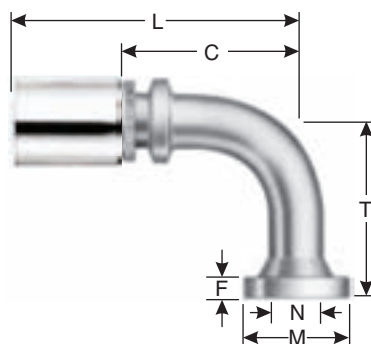
Part No.	Descr.	Prod. No.	⊖		🌀	H1	H2	L		C		Std. Pack
			"	mm		"	"	"	mm	"	mm	
STANDARD PACK												
G24230-2424	24GSH-24FFORX	7341-02445	1 1/2	38.1	2-12	2.17	2.36	6.47	164.4	2.73	69.4	3
G24230-3232	32GSH-32FFORX	7341-06505	2	50.8	2-12	55.00	75.00	—	236.6	—	78.9	1
BULK PACK												
G24230-2424X	24GSH-24FFORXXBULK	7341-0244	1 1/2	38.1	2-12	2.17	2.36	6.47	164.4	2.73	69.4	3

Female Flat-Face Swivel - 45° Bent Tube



Part No.	Descr.	Prod. No.	⊖		🌀	H1	H2	T	L		C		Std. Pack	
			"	mm		"	"	"	mm	"	mm	"		mm
STANDARD PACK														
G24234-2424	24GSH4K24FFORX45038	7341-02455	1 1/2	38.1	2-12	55.00	60.00	—	38.0	—	236.6	—	141.1	1

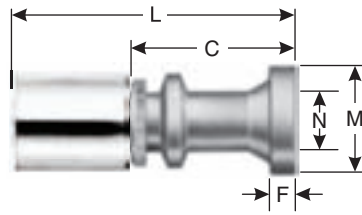
Female Flat-Face Swivel - 90° Bent Tube



Part No.	Descr.	Prod. No.	⊖		🌀	H1	H2	T	L		C		Std. Pack
			"	mm		"	"	"	mm	"	mm	"	
STANDARD PACK													
G24240-2424	24GSH4K-24FFORX90M	7341-02475	—	—	—	—	—	—	—	—	—	—	1

Code 61 O-Ring Flange

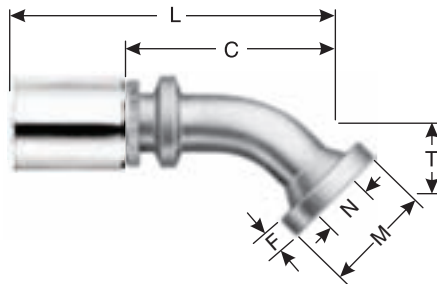
Maximum working pressure 3,000 PSI.



Part No.	Descr.	Prod. No.	⊖		N	M	L	C	F		Std. Pack			
			"	mm					"	mm				
STANDARD PACK														
G24300-2424	24GSH-24FL	7341-01905	1 1/2	38.1	1 1/2	2.38	60.3	7.09	180.0	3.35	85.0	.31	8.0	1
G24300-2432	24GSH-32FL	7341-01915	1 1/2	38.1	2	2.81	71.4	7.40	188.0	3.66	93.0	.38	9.5	1
G24300-3232	32GSH-32FL	7341-06335	2	50.8	2	2.81	71.4	9.90	251.4	5.41	137.4	.38	9.5	3
BULK PACK														
G24300-2424X	24GSH-24FLXBULK	7341-0190	1 1/2	38.1	1 1/2	2.38	60.3	7.09	180.0	3.35	85.0	.31	8.0	9
G24300-3232X	32GSH-32FLXBULK	7341-0633	2	50.8	2	2.81	71.4	9.90	251.4	5.41	137.4	.38	9.5	3

Code 61 O-Ring Flange - 45° Bent Tube

Maximum working pressure 3,000 PSI.



Part No.	Descr.	Prod. No.	⊖		N	M	T	L	C	F		Std. Pack				
			"	mm						"	mm					
STANDARD PACK																
G24307-2424	24GSH-24FL45M	7341-01945	1 1/2	38.1	1 1/2	2.38	60.3	1.73	44.0	9.05	230.0	5.31	135.0	.31	8.0	1
G24306-2432	24GSH-32FL45S	7341-01955	1 1/2	38.1	2	2.81	71.4	—	52.0	—	232.0	—	136.6	9.50	—	1
G24307-3232	32GSH-32FL45M	7341-06345	2	50.8	2	2.81	71.4	2.20	56.0	11.30	287.0	6.83	173.5	.38	9.5	3

EQUIPMENT

HOSE/CPLG. SELECTION

GLOBALSPIRAL COUPLINGS

PCM COUPLINGS

PCS COUPLINGS

PCM/PCS FERRULES

MEGACRIMP COUPLINGS

POWER CRIMP COUPLINGS

FIELD ATTACHABLE G1 & G2 COUPLINGS

LOW PRESSURE COUPLINGS

GLX COUPLINGS

POLARSEAL COUPLINGS

POWER STEERING

PCTS THERMO-PLASTIC COUPLINGS

ADAPTERS

ACCESSORIES

QUICK DISCONNECT COUPLERS

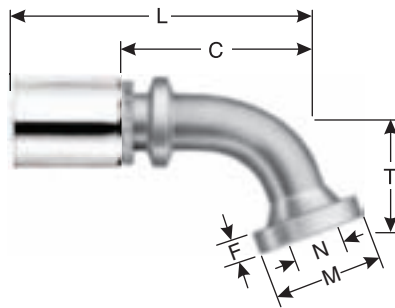
BALL VALVES

ASSEMBLY FABRICATION



Code 61 O-Ring Flange - 60° Bent Tube

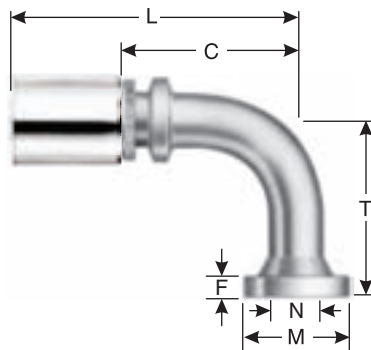
Maximum working pressure 3,000 PSI.



Part No.	Descr.	Prod. No.	⊖		N		M		T		L		C		F		Std. Pack
			"	mm	"	"	mm	"	mm	"	mm	"	mm	"	mm		
BULK PACK																	
G24309-2424	24GSH-24FL60MXBULK	7341-01965	1 1/2	38.1	1 1/2	2.38	60.3	2.52	64.0	9.50	241.2	5.75	146.2	.31	8.0	1	

Code 61 O-Ring Flange - 90° Bent Tube

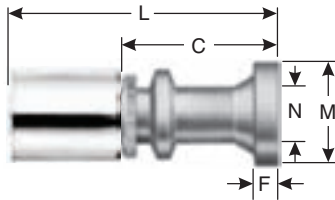
Maximum working pressure 3,000 PSI.



Part No.	Descr.	Prod. No.	⊖		N		M		T		L		C		F		Std. Pack
			"	mm	"	"	mm	"	mm	"	mm	"	mm	"	mm		
STANDARD PACK																	
G24314-2424	24GSH-24FL90S	7341-01985	1 1/2	38.1	1 1/2	2.38	60.3	3.19	81.0	8.46	214.9	4.72	119.9	.31	8.0	3	
G24314-3232	32GSH-32FL90-130	7341-06355	1	25.4	2	2.81	71.4	5.12	130.0	10.39	264.0	5.94	150.5	.38	9.5	3	
BULK PACK																	
G24314-3232X	32GSH-32FL90-130XBULK	7341-0635	2	50.8	2	2.81	71.4	5.12	130.0	10.39	264.0	5.94	150.5	.38	9.5	2	

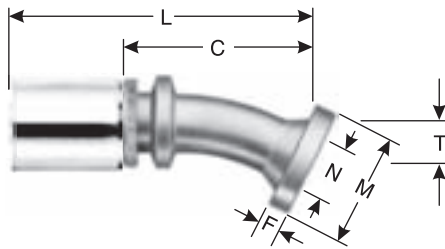
- EQUIPMENT
- HOSE/CPLG. SELECTION
- GLOBALSPIRAL COUPLINGS
- PCM COUPLINGS
- PCS COUPLINGS
- PCM/PCS FERRULES
- MEGACRIMP COUPLINGS
- POWER CRIMP COUPLINGS
- FIELD ATTACHABLE G1 & G2 COUPLINGS
- LOW PRESSURE COUPLINGS
- GLX COUPLINGS
- POLARSEAL COUPLINGS
- POWER STEERING
- PCTS THERMO-PLASTIC COUPLINGS
- ADAPTERS
- ACCESSORIES
- QUICK DISCONNECT COUPLERS
- BALL VALVES
- ASSEMBLY FABRICATION

Code 62 O-Ring Flange Heavy



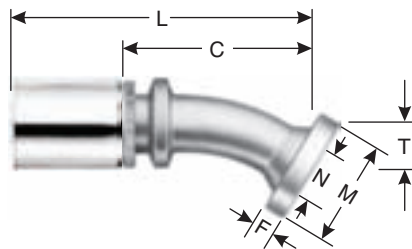
Part No.	Descr.	Prod. No.	⊖		N		M		L		C		F		Std. Pack
			"	mm	"	"	mm	"	mm	"	mm	"	mm	"	
STANDARD PACK															
G24350-2424	24GSH-24FLH	7341-02255	1 1/2	38.1	1 1/2	2.50	63.5	7.87	200.0	4.13	105.0	.50	12.6	3	
G24350-2432	24GSH-32FLH	7341-02265	1 1/2	38.1	2	3.13	79.5	7.87	200.0	4.13	105.0	.50	12.6	1	
G24350-3232	32GSH-32FLH	7341-15605	2	50.8	2	3.13	79.5	9.90	251.4	5.41	137.4	.50	12.6	1	
BULK PACK															
G24350-2424X	24GSH-24FLHXBULK	7341-0225	1 1/2	38.1	1 1/2	2.50	63.5	7.87	200.0	4.13	105.0	.50	12.6	9	
G24350-3232X	32GSH-32FLHXBULK	7341-1560	2	50.8	2	3.13	79.5	9.90	251.4	5.41	137.4	.50	12.6	5	

Code 62 O-Ring Flange Heavy - 22° Bent Tube



Part No.	Descr.	Prod. No.	⊖		N		M		T	L		C		F		Std. Pack
			"	mm	"	"	mm	"	mm	"	mm	"	mm	"	mm	
STANDARD PACK																
G24352-2424	24GSH-24FLH20-024	7341-02395	1 1/2	38.1	1 1/2	2.50	63.5	—	24.0	—	242.5	—	147.5	—	—	1

Code 62 O-Ring Flange Heavy - 30° Bent Tube



Part No.	Descr.	Prod. No.	⊖		N		M		T	L		C		F		Std. Pack
			"	mm	"	"	mm	"	mm	"	mm	"	mm	"	mm	
STANDARD PACK																
G24354-2424	24GSH-24FLH30M	7341-02295	1 1/2	38.1	1 1/2	2.50	63.5	3.54	30.0	9.45	240.0	5.70	144.8	.50	12.6	1
G24354-3232	32GSH32FLH30M	7341-06215	2	50.8	2	3.13	79.5	—	32.0	—	311.0	—	196.8	12.60	—	1

EQUIPMENT

HOSE/CPLG. SELECTION

GLOBALSPIRAL COUPLINGS

PCM COUPLINGS

PCS COUPLINGS

PCM/PCS FERRULES

MEGACRIMP COUPLINGS

POWER CRIMP COUPLINGS

FIELD ATTACHABLE G1 & G2 COUPLINGS

LOW PRESSURE COUPLINGS

GLX COUPLINGS

POLARSEAL COUPLINGS

POWER STEERING

PCTS THERMO-PLASTIC COUPLINGS

ADAPTERS

ACCESSORIES

QUICK DISCONNECT COUPLERS

BALL VALVES

ASSEMBLY FABRICATION



EQUIPMENT

HOSE/CPLG. SELECTION

GLOBALSPIRAL COUPLINGS

PCM COUPLINGS

PCS COUPLINGS

PCM/PCS FERRULES

MEGACRIMP COUPLINGS

POWER CRIMP COUPLINGS

FIELD ATTACHABLE G1 & G2 COUPLINGS

LOW PRESSURE COUPLINGS

GLX COUPLINGS

POLARSEAL COUPLINGS

POWER STEERING

PCTS THERMO-PLASTIC COUPLINGS

ADAPTERS

ACCESSORIES

QUICK DISCONNECT COUPLERS

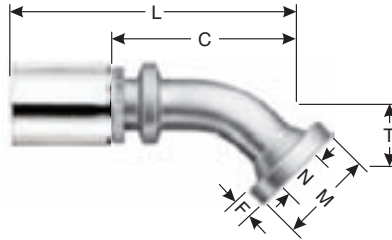
BALL VALVES

ASSEMBLY FABRICATION

Code 62 O-Ring Flange Heavy - 30° Bent Tube - Cont'd

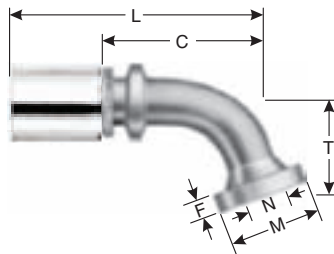
Part No.	Descr.	Prod. No.	⊖		N	M		T		L		C		F		Std. Pack
			"	mm		"	"	mm	"	mm	"	mm	"	mm	"	
BULK PACK																
G24354-2424X	24GSH-24FLH30MXBULK	7341-0229	1 1/2	38.1	1 1/2	2.50	63.5	3.54	30.0	9.45	240.0	5.70	144.8	.50	12.6	3

Code 62 O-Ring Flange Heavy - 45° Bent Tube



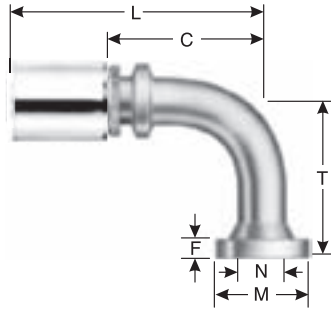
Part No.	Descr.	Prod. No.	⊖		N	M		T		L		C		F		Std. Pack
			"	mm		"	"	mm	"	mm	"	mm	"	mm	"	
STANDARD PACK																
G24357-2424	24GSH-24FLH45M	7341-02315	1 1/2	38.1	1 1/2	2.50	63.5	1.73	44.0	9.13	232.0	5.39	137.0	.50	12.6	3
G24357-2432	24GSH-32FLH45M	7341-02325	1 1/2	38.1	2	3.13	79.5	—	56.0	—	241.0	—	146.0	12.60	—	1
G24357-3232	32GSH-32FLH45-063	7341-06225	2	50.8	2	3.13	79.5	2.48	63.0	11.67	296.5	7.18	182.5	.50	12.6	1
BULK PACK																
G24357-2424X	24GSH-24FLH45XBULK	7341-0231	1 1/2	38.1	1 1/2	2.50	63.5	1.73	44.0	9.13	232.0	5.39	137.0	.50	12.6	5
G24357-3232X	32GSH-32FLH45-063XBULK	7341-0622	2	50.8	2	3.13	79.5	2.48	63.0	11.67	296.5	7.18	182.5	.50	12.6	2

Code 62 O-Ring Flange Heavy - 60° Bent Tube



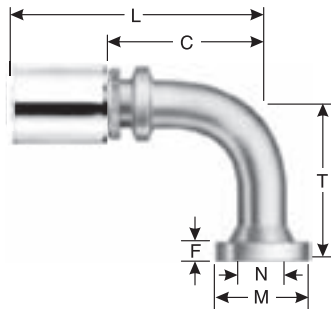
Part No.	Descr.	Prod. No.	⊖		N	M		T		L		C		F		Std. Pack
			"	mm		"	"	mm	"	mm	"	mm	"	mm		
STANDARD PACK																
G24359-2424	24GSH-24FLH60M	7341-02335	1 1/2	38.1	1 1/2	2.50	63.5	2.50	64.0	9.25	253.0	6.23	158.2	.50	12.6	1
G24359-3232	32GSH-32FLH60M	7341-06235	2	50.8	2	3.13	79.5	—	68.0	—	287.0	—	182.0	12.60	—	1

Code 62 O-Ring Flange Heavy - 90° Bent Tube



Part No.	Descr.	Prod. No.	⊖		N		M		T		L		C		F		Std. Pack
			"	mm	"	"	mm	"	mm	"	mm	"	mm	"	mm	"	
STANDARD PACK																	
G24366-2424	24GSH-24FLH90-150	7341-02375	1 1/2	38.1	1 1/2	2.50	63.5	—	150.0	—	244.0	—	118.9	12.60	—	—	1
G24366-3232	32GSH-32FLH90-159	7341-15615	2	50.8	2	3.13	79.5	6.26	159.0	10.41	264.4	5.92	150.4	.50	12.6	1	
BULK PACK																	
G24366-3232X	32GSH-32FLH90-159XBULK	7341-1561	2	50.8	2	3.13	79.5	6.26	159.0	10.41	264.4	5.92	150.4	.50	12.6	2	

Code 62 O-Ring Flange Heavy - 90° Short Bent Tube



Part No.	Descr.	Prod. No.	⊖		N		M		T		L		C		F		Std. Pack
			"	mm	"	"	mm	"	mm	"	mm	"	mm	"	mm	"	
STANDARD PACK																	
G24364-3232	32GSH-32FLH90S	7341-06255	2	50.8	2	3.13	79.5	—	120.0	—	264.0	—	150.5	12.60	—	—	1

EQUIPMENT

HOSE/CPLG. SELECTION

GLOBALSPIRAL COUPLINGS

PCM COUPLINGS

PCS COUPLINGS

PCM/PCS FERRULES

MEGACRIMP COUPLINGS

POWER CRIMP COUPLINGS

FIELD ATTACHABLE G1 & G2 COUPLINGS

LOW PRESSURE COUPLINGS

GLX COUPLINGS

POLARSEAL COUPLINGS

POWER STEERING

PCTS THERMO-PLASTIC COUPLINGS

ADAPTERS

ACCESSORIES

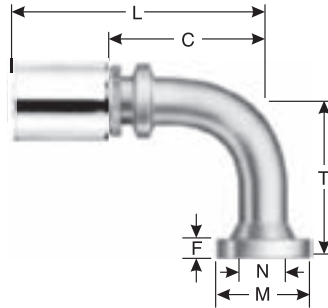
QUICK DISCONNECT COUPLERS

BALL VALVES

ASSEMBLY FABRICATION

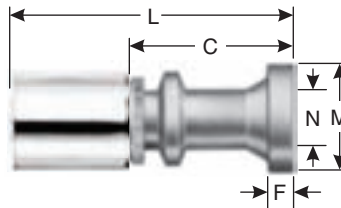


Code 62 O-Ring Flange Heavy - 90° Medium Bent Tube



Part No.	Descr.	Prod. No.	⊖		N		M		T		L		C		F		Std. Pack
			"	mm	"	"	mm	"	mm	"	mm	"	mm	"	mm	"	
STANDARD PACK																	
G24365-2424	24GSH-24FLH90-094	7341-02355	1 1/2	38.1	1 1/2	2.50	63.5	3.70	94.0	8.73	214.0	4.68	118.9	.50	12.6	1	
BULK PACK																	
G24365-2424X	24GSH-24FLH90-094XBULK	7341-0235	1 1/2	38.1	1 1/2	2.50	63.5	3.70	94.0	8.43	214.0	4.68	118.9	.50	12.6	5	
G24365-3232X	32GSH-32FLH90MXBULK	7341-0627	2	50.8	2	3.13	79.5	5.40	138.0	10.41	264.0	6.24	150.5	.50	12.6	3	

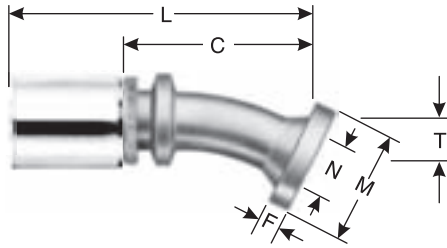
Caterpillar Style O-Ring Flange



Part No.	Descr.	Prod. No.	⊖		N		M		L		C		F		Std. Pack
			"	mm	"	"	mm	"	mm	"	mm	"	mm		
STANDARD PACK															
G24400-2424	24GSH-24FLC	7341-02055	1 1/2	38.1	1 1/2	2.50	63.5	7.44	189.0	3.71	94.3	.56	14.2	1	
G24401-2424	24GSH-24FLCL	7341-02175	1 1/2	38.1	1 1/2	2.50	63.5	9.37	238.0	5.64	143.2	.56	14.2	3	
G24400-2432	24GSH-32FLC	7341-02065	1 1/2	38.1	2	3.13	79.5	—	200.0	—	105.0	14.20	—	1	
G24400-3232	32GSH-32FLC	7341-06385	2	50.8	2	3.13	79.4	8.96	227.7	4.48	113.7	.56	14.2	1	

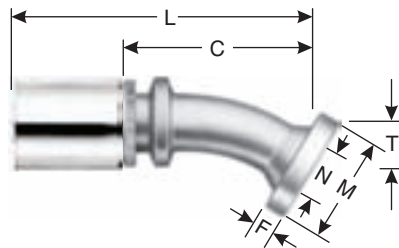
- EQUIPMENT
- HOSE/CPLG. SELECTION
- GLOBALSPIRAL COUPLINGS**
- PCM COUPLINGS
- PCS COUPLINGS
- PCM/PCS FERRULES
- MEGACRIMP COUPLINGS
- POWER CRIMP COUPLINGS
- FIELD ATTACHABLE G1 & G2 COUPLINGS
- LOW PRESSURE COUPLINGS
- GLX COUPLINGS
- POLARSEAL COUPLINGS
- POWER STEERING
- PCTS THERMO-PLASTIC COUPLINGS
- ADAPTERS
- ACCESSORIES
- QUICK DISCONNECT COUPLERS
- BALL VALVES
- ASSEMBLY FABRICATION

Caterpillar Style O-Ring Flange - 22° Bent Tube



Part No.	Descr.	Prod. No.	⊖		N		M		T		L		C		F		Std. Pack
			"	mm	"	mm	"	mm	"	mm	"	mm	"	mm	"	mm	
STANDARD PACK																	
G24402-2424	24GSH-24FLC22-017	7341-02075	1 1/2	38.1	1 1/2	2.50	63.5	—	17.0	—	236.0	—	141.5	14.20	—	1	
G24402-2432	24GSH-32FLC22-022	7341-02085	1 1/2	38.1	2	3.13	79.5	—	22.0	—	261.0	—	165.8	14.20	—	1	

Caterpillar Style O-Ring Flange - 30° Bent Tube



Part No.	Descr.	Prod. No.	⊖		N		M		T		L		C		F		Std. Pack
			"	mm	"	mm	"	mm	"	mm	"	mm	"	mm	"	mm	
STANDARD PACK																	
G24404-2424	24GSH-24FLC30-023	7341-02095	1 1/2	38.1	1 1/2	2.50	63.5	.90	23.0	9.25	235.0	5.49	139.5	.56	14.2	1	
G24404-2432	24GSH-32FLC30-035	7341-02105	1 1/2	38.1	2	3.13	79.5	—	35.0	—	257.0	—	161.6	14.20	—	1	
G24404-3232	32GSH-32FLC30-035	7341-06425	2	50.8	2	3.13	79.5	—	35.0	—	301.2	—	187.2	14.20	—	1	
BULK PACK																	
G24404-2424X	24GSH-24FLC30-023XBULK	7341-0209	1 1/2	38.1	1 1/2	2.50	63.5	.90	23.0	9.25	235.0	5.49	139.5	.56	14.2	8	

EQUIPMENT

HOSE/CPLG. SELECTION

GLOBALSPIRAL COUPLINGS

PCM COUPLINGS

PCS COUPLINGS

PCM/PCS FERRULES

MEGACRIMP COUPLINGS

POWER CRIMP COUPLINGS

FIELD ATTACHABLE G1 & G2 COUPLINGS

LOW PRESSURE COUPLINGS

GLX COUPLINGS

POLARSEAL COUPLINGS

POWER STEERING

PCTS THERMO-PLASTIC COUPLINGS

ADAPTERS

ACCESSORIES

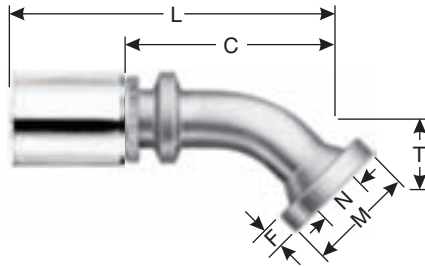
QUICK DISCONNECT COUPLERS

BALL VALVES

ASSEMBLY FABRICATION

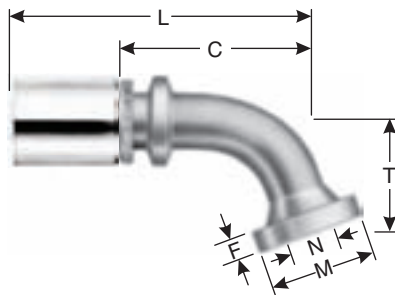


Caterpillar Style O-Ring Flange - 45° Bent Tube



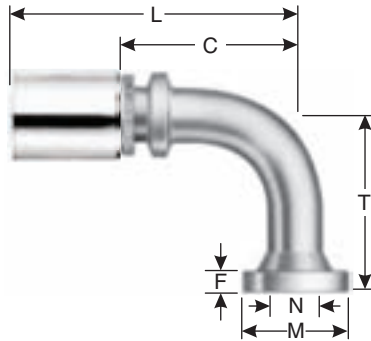
Part No.	Descr.	Prod. No.	⊖		N		M		T		L		C		F		Std. Pack
			"	mm	"	mm	"	mm	"	mm	"	mm	"	mm	"	mm	
STANDARD PACK																	
G24407-2424	24GSH-24FLC45-039	7341-02115	1 1/2	38.1	1 1/2	2.50	63.5	1.54	39.0	8.94	227.0	5.20	132.0	.56	14.2	1	
G24407-2432	24GSH-32FLC45-059	7341-02125	1 1/2	38.1	2	3.13	79.5	—	59.0	—	244.0	—	149.0	14.20	—	1	
G24407-3232	32GSH-32FLC45-064	7341-06395	—	—	—	—	—	—	—	—	—	—	—	—	—	1	

Caterpillar Style O-Ring Flange - 60° Bent Tube



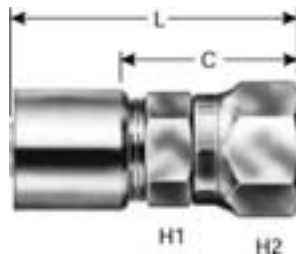
Part No.	Descr.	Prod. No.	⊖		N		M		T		L		C		F		Std. Pack
			"	mm	"	mm	"	mm	"	mm	"	mm	"	mm	"	mm	
STANDARD PACK																	
G24409-2424	24GSH-24FLC60-055	7341-02135	1 1/2	38.1	1 1/2	2.50	63.5	2.17	55.0	9.91	251.6	6.17	156.6	.56	14.2	1	
G24409-2432	24GSH-32FLC60-087	7341-02145	1 1/2	38.1	2	3.13	79.5	—	87.0	—	297.0	—	201.9	14.20	—	1	
G24409-3232	32GSH-32FLC60-083	7341-06405	2	50.8	2	3.13	79.4	3.27	83.0	12.67	322.0	8.17	207.5	.56	14.2	3	

Caterpillar Style O-Ring Flange - 90° Bent Tube



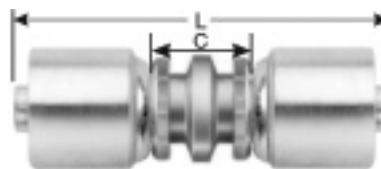
Part No.	Descr.	Prod. No.	⊖		N	M		T		L		C		F		Std. Pack
			"	mm		"	mm	"	mm	"	mm	"	mm	"	mm	
STANDARD PACK																
G24415-2424	24GSH-24FLC90-087	7341-02155	1 1/2	38.1	1 1/2	2.50	63.5	3.43	87.0	8.43	214.4	4.70	119.1	.56	14.2	3
G24415-2432	24GSH-32FLC90-140	7341-02165	1 1/2	38.1	2	3.13	79.5	—	140.0	—	225.0	—	129.9	14.20	—	1
G24415-3232	32GSH-32FLC90-130	7341-06415	2	50.8	2	3.13	79.4	5.12	130.0	10.40	264.4	5.92	150.4	.56	14.2	3

Female British Standard Parallel Pipe O-Ring Swivel



Part No.	Descr.	Prod. No.	⊖		H1	H2	L		C		Std. Pack
			"	mm			"	mm	"	mm	
STANDARD PACK											
G24830-3232	32GSH-32FBSPORX	7341-07005	—	—	—	—	—	—	—	—	1

Hose Length Extender



Part No.	Descr.	Prod. No.	⊖		L		C		Std. Pack
			"	mm	"	mm	"	mm	
STANDARD PACK									
G24534-3232	32GSH-32HLE	7341-06485	2	50.8	—	282.0	—	54.4	1

EQUIPMENT

HOSE/CPLG. SELECTION

GLOBALSPIRAL COUPLINGS

PCM COUPLINGS

PCS COUPLINGS

PCM/PCS FERRULES

MEGACRIMP COUPLINGS

POWER CRIMP COUPLINGS

FIELD ATTACHABLE G1 & G2 COUPLINGS

LOW PRESSURE COUPLINGS

GLX COUPLINGS

POLARSEAL COUPLINGS

POWER STEERING

PCTS THERMO-PLASTIC COUPLINGS

ADAPTERS

ACCESSORIES

QUICK DISCONNECT COUPLERS

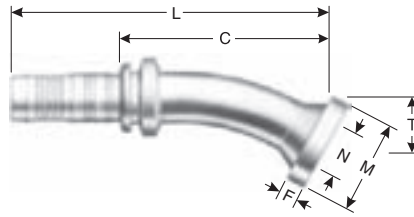
BALL VALVES

ASSEMBLY FABRICATION



Code 61 O-Ring Flange - 30° Bent Tube

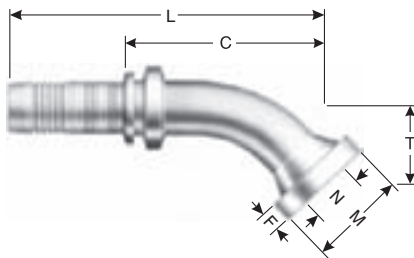
Maximum working pressure 3,000 PSI.



Part No.	Descr.	Prod. No.	⊖		N		M		T		L		C		F		Std. Pack
			"	mm	"	"	mm	"	mm	"	mm	"	mm	"	mm	"	
STANDARD PACK																	
83409	24PCM-24FL30	7343-00985	1 1/2	38.1	1 1/2	2.38	60.5	1.11	28.2	8.87	225.3	5.34	135.6	.32	8.0	1	

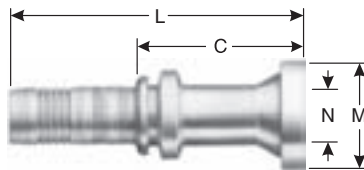
Code 61 O-Ring Flange - 45° Bent Tube

Maximum working pressure 3,000 PSI.



Part No.	Descr.	Prod. No.	⊖		N		M		T		L		C		F		Std. Pack
			"	mm	"	"	mm	"	mm	"	mm	"	mm	"	mm		
STANDARD PACK																	
83468	24PCM-32FL45	7343-01385	1 1/2	38.1	2	2.81	71.4	1.77	45.0	8.52	216.4	5.00	127.0	.38	9.5	1	

Code 62 O-Ring Flange Heavy



Part No.	Descr.	Prod. No.	⊖		N		M		L		C		F		Std. Pack
			"	mm	"	"	mm	"	mm	"	mm	"	mm		
STANDARD PACK															
83068	24PCM-20FLH	7343-08305	1 1/2	38.1	1 1/4	2.13	54.1	6.30	160.0	3.50	88.9	.41	10.3	1	

EQUIPMENT

HOSE/CPLG. SELECTION

GLOBALSPIRAL COUPLINGS

PCM COUPLINGS

PCS COUPLINGS

PCM/PCS FERRULES

MEGACRIMP COUPLINGS

POWER CRIMP COUPLINGS

FIELD ATTACHABLE G1 & G2 COUPLINGS

LOW PRESSURE COUPLINGS

GLX COUPLINGS

POLARSEAL COUPLINGS

POWER STEERING

PCTS THERMO-PLASTIC COUPLINGS

ADAPTERS

ACCESSORIES

QUICK DISCONNECT COUPLERS

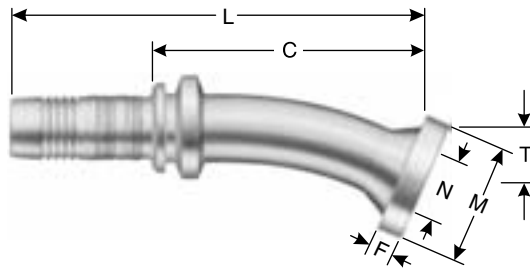
BALL VALVES

ASSEMBLY FABRICATION



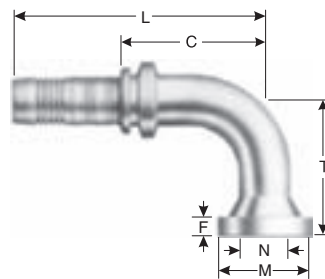
Power Crimp® PCM Couplings

Code 62 O-Ring Flange Heavy - 20° Bent Tube



Part No.	Descr.	Prod. No.	⊖		N		M		T		L		C		F		Std. Pack
			"	mm	"	mm	"	mm	"	mm	"	mm	"	mm	"	mm	
STANDARD PACK																	
83043	24PCM-24FLH20	7343-03035	1 1/2	38.1	1 1/2	2.50	63.5	.96	24.4	10.39	263.9	6.86	174.2	.50	12.6	1	

Code 62 O-Ring Flange Heavy - 90° Bent Tube



Part No.	Descr.	Prod. No.	⊖		N		M		T		L		C		F		Std. Pack
			"	mm	"	mm	"	mm	"	mm	"	mm	"	mm			
STANDARD PACK																	
83069	24PCM-24FLH90-197	7343-08345	1 1/2	38.1	1 1/2	2.50	63.5	1.75	97.0	7.84	197.1	4.31	109.5	.50	12.6	1	
83424	24PCM-32FLH90M	7343-01165	1 1/2	38.1	2	3.13	79.5	4.00	101.6	7.84	199.1	4.31	109.5	.50	12.6	1	
BULK PACK																	
83376X	32PCM-32FLH90MXBULK	7343-0120	2	50.8	2	3.13	79.5	5.12	130.0	9.07	230.4	5.24	133.1	.50	12.6	4	

EQUIPMENT

HOSE/CPLG. SELECTION

GLOBALSPIRAL COUPLINGS

PCM COUPLINGS

PCS COUPLINGS

PCM/PCS FERRULES

MEGACRIMP COUPLINGS

POWER CRIMP COUPLINGS

FIELD ATTACHABLE G1 & G2 COUPLINGS

LOW PRESSURE COUPLINGS

GLX COUPLINGS

POLARSEAL COUPLINGS

POWER STEERING

PCTS THERMO-PLASTIC COUPLINGS

ADAPTERS

ACCESSORIES

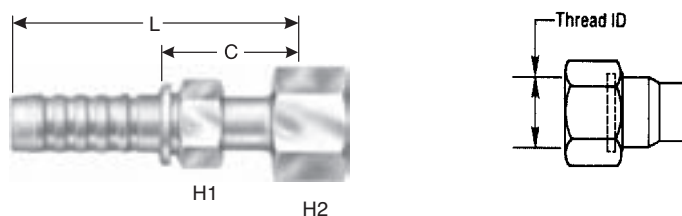
QUICK DISCONNECT COUPLERS

BALL VALVES

ASSEMBLY FABRICATION

Female Flat-Face Swivel

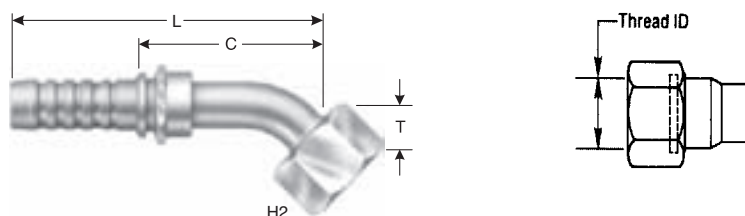
SAE J1453 O-Ring Face Seal.



Part No.	Descr.	Prod. No.	⊖		🌀	H1	H2	L		C		Std. Pack
			"	mm		"	"	"	mm	"	mm	
STANDARD PACK												
81034	24PCS-24FFORX	7342-01405	1 1/2	38.1	2-12	2	2 1/4	5.17	131.3	2.37	60.2	1

Female Flat-Face Swivel - 45° Bent Tube

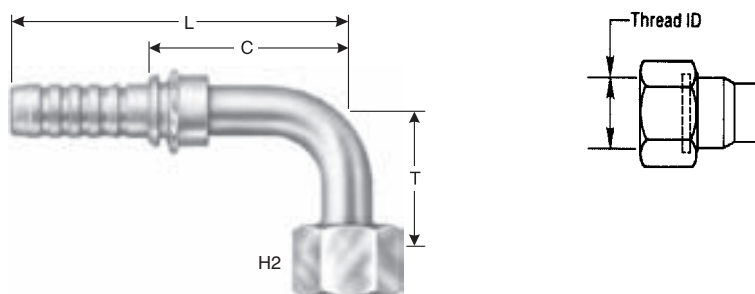
SAE J1453 O-Ring Face Seal.



Part No.	Descr.	Prod. No.	⊖		🌀	H1	H2	T	L		C		Std. Pack	
			"	mm		"	"	"	mm	"	mm	"		mm
STANDARD PACK														
81056	24PCS-24FFORX45	7342-01415	1 1/2	38.1	2-12	—	2 1/4	1.07	27.2	7.54	191.5	4.74	120.4	1

Female Flat-Face Swivel - 90° Bent Tube

SAE J1453 O-Ring Face Seal.



Part No.	Descr.	Prod. No.	⊖		🌀	H1	H2	T	L		C		Std. Pack	
			"	mm		"	"	"	mm	"	mm	"		mm
STANDARD PACK														
81084	24PCS-24FFORX90L	7342-01445	1 1/2	38.1	2-12	—	2 1/4	5.54	140.7	7.61	193.3	4.81	122.2	1
81074	24PCS-24FFORX90M	7342-01435	1 1/2	38.1	2-12	—	2 1/4	3.41	86.6	7.61	193.3	4.81	122.2	1
81066	24PCS-24FFORX90S	7342-01425	1 1/2	38.1	2-12	—	2 1/4	2.70	68.6	7.61	193.3	4.81	122.2	1

EQUIPMENT

HOSE/CPLG. SELECTION

GLOBALSPIRAL COUPLINGS

PCM COUPLINGS

PCS COUPLINGS

PCM/PCS FERRULES

MEGACRIMP COUPLINGS

POWER CRIMP COUPLINGS

FIELD ATTACHABLE G1 & G2 COUPLINGS

LOW PRESSURE COUPLINGS

GLX COUPLINGS

POLARSEAL COUPLINGS

POWER STEERING

PCTS THERMO-PLASTIC COUPLINGS

ADAPTERS

ACCESSORIES

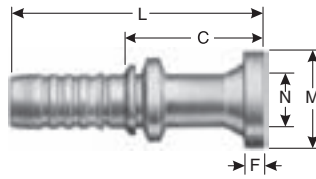
QUICK DISCONNECT COUPLERS

BALL VALVES

ASSEMBLY FABRICATION



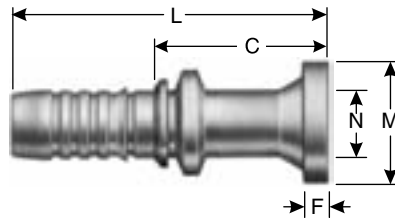
Code 61 Flange Without O-Ring Groove



Part No.	Descr.	Prod. No.	⊖		N		M		L		C		F		Std. Pack
			"	mm	"	"	mm	"	mm	"	mm	"	mm	"	
STANDARD PACK															
81263	24PCS-24FLFF	7342-05375	1 1/2	38.1	1 1/2	2.38	60.5	5.79	147.1	2.99	75.9	.32	8.0	1	

Code 61 O-Ring Flange

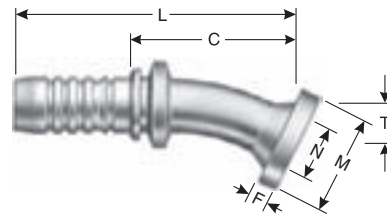
Maximum working pressure 3,000 PSI.



Part No.	Descr.	Prod. No.	⊖		N		M		L		C		F		Std. Pack
			"	mm	"	"	mm	"	mm	"	mm	"	mm		
STANDARD PACK															
81441	24PCS-20FL	7342-05095	1 1/2	38.1	1 1/4	2.00	50.8	5.72	145.3	2.92	74.2	.32	8.0	1	

Code 61 O-Ring Flange - 22½° Bent Tube

Maximum working pressure 3,000 PSI.



Part No.	Descr.	Prod. No.	⊖		N		M		T		L		C		F		Std. Pack
			"	mm	"	"	mm	"	mm	"	mm	"	mm	"	mm		
STANDARD PACK																	
81475	32PCS-32FL22	7342-05325	2	50.8	2	2.81	71.4	.88	22.4	8.00	203.2	4.46	113.3	.38	9.7	1	

EQUIPMENT

HOSE/CPLG. SELECTION

GLOBALSPIRAL COUPLINGS

PCM COUPLINGS

PCS COUPLINGS

PCM/PCS FERRULES

MEGACRIMP COUPLINGS

POWER CRIMP COUPLINGS

FIELD ATTACHABLE G1 & G2 COUPLINGS

LOW PRESSURE COUPLINGS

GLX COUPLINGS

POLARSEAL COUPLINGS

POWER STEERING

PCTS THERMO-PLASTIC COUPLINGS

ADAPTERS

ACCESSORIES

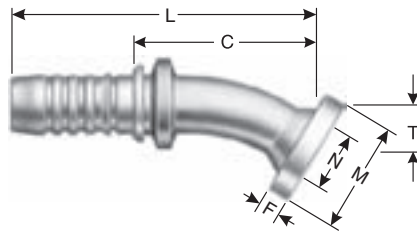
QUICK DISCONNECT COUPLERS

BALL VALVES

ASSEMBLY FABRICATION

Code 61 O-Ring Flange - 30° Bent Tube

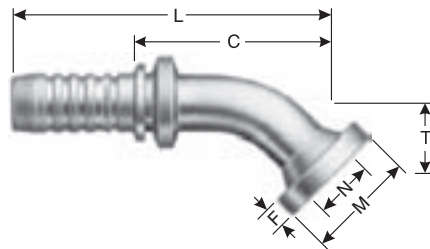
Maximum working pressure 3,000 PSI.



Part No.	Descr.	Prod. No.	⊖		N	M		T		L		C		F		Std. Pack
			"	mm		"	"	mm	"	mm	"	mm	"	mm	"	
STANDARD PACK																
81318	24PCS-32FL30	7342-05605	1 1/2	38.1	2	2.81	71.4	.88	22.4	6.50	165.1	3.70	94.0	.38	9.5	1
81485	32PCS-32FL30	7342-05575	2	50.8	2	2.81	71.4	1.25	31.8	8.23	209.0	4.68	118.9	.38	9.5	1

Code 61 O-Ring Flange - 45° Bent Tube

Maximum working pressure 3,000 PSI.



Part No.	Descr.	Prod. No.	⊖		N	M		T		L		C		F		Std. Pack
			"	mm		"	"	mm	"	mm	"	mm	"	mm	"	
STANDARD PACK																
81496	24PCS-32FL45	7342-05825	1 1/2	38.1	2	2.81	71.4	1.44	36.6	7.03	178.6	4.23	107.4	.38	9.5	1

EQUIPMENT

HOSE/CPLG. SELECTION

GLOBALSPIRAL COUPLINGS

PCM COUPLINGS

PCS COUPLINGS

PCM/PCS FERRULES

MEGACRIMP COUPLINGS

POWER CRIMP COUPLINGS

FIELD ATTACHABLE G1 & G2 COUPLINGS

LOW PRESSURE COUPLINGS

GLX COUPLINGS

POLARSEAL COUPLINGS

POWER STEERING

PCTS THERMO-PLASTIC COUPLINGS

ADAPTERS

ACCESSORIES

QUICK DISCONNECT COUPLERS

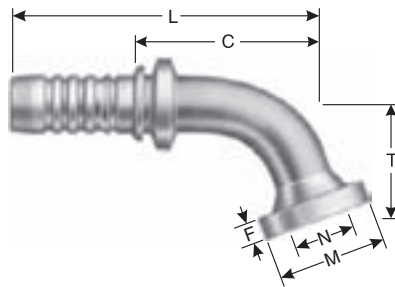
BALL VALVES

ASSEMBLY FABRICATION



Code 61 O-Ring Flange - 60° Bent Tube

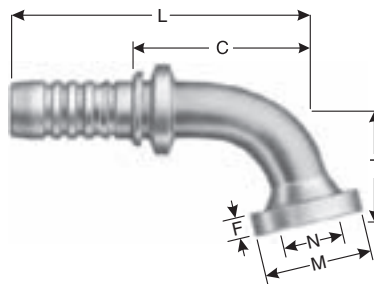
Maximum working pressure 3,000 PSI.



Part No.	Descr.	Prod. No.	⊖		N	M		T		L		C		F		Std. Pack
			"	mm		"	"	mm	"	mm	"	mm	"	mm	"	
STANDARD PACK																
81508	24PCS-24FL60	7342-10955	1 1/2	38.1	1 1/2	2.38	60.5	2.00	50.8	6.73	170.9	3.93	153.2	.32	8.0	1

Code 61 O-Ring Flange - 67½° Bent Tube

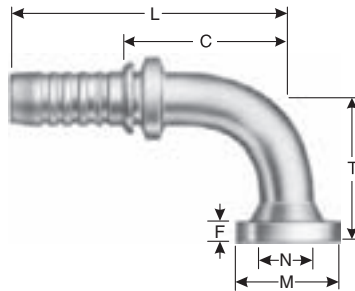
Maximum working pressure 3,000 PSI.



Part No.	Descr.	Prod. No.	⊖		N	M		T		L		C		F		Std. Pack
			"	mm		"	"	mm	"	mm	"	mm	"	mm	"	
STANDARD PACK																
81523	24PCS-16FL67	7342-06345	1 1/2	38.1	1	1.75	44.5	1.75	44.5	5.93	150.6	3.13	79.5	.32	8.0	1
81520	24PCS-24FL67	7342-10965	1 1/2	38.1	1 1/2	2.38	60.5	2.00	50.8	6.69	169.9	3.89	98.8	.32	8.0	1
81522	32PCS-32FL67	7342-06335	2	50.8	2	2.81	71.4	3.25	82.6	9.00	228.6	5.46	138.7	.38	9.5	1

Code 61 O-Ring Flange - 90° Bent Tube

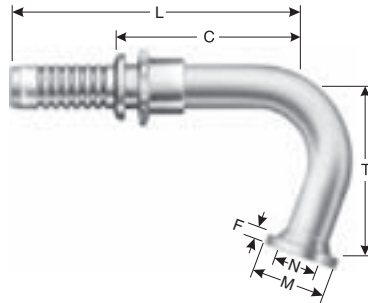
Maximum working pressure 3,000 PSI.



Part No.	Descr.	Prod. No.	⊖		N	M		T		L		C		F		Std. Pack
			"	mm		"	"	mm	"	mm	"	mm	"	mm	"	
STANDARD PACK																
81327	24PCS-24FL90L	7342-06385	1 1/2	38.1	1 1/2	2.38	60.5	5.81	147.6	6.67	169.4	3.88	98.6	.32	8.0	1
81284	24PCS-24FL90M	7342-07325	1 1/2	38.1	1 1/2	2.38	60.5	4.00	101.6	6.69	169.9	3.89	98.8	.32	8.0	1
81328	24PCS-32FL90M	7342-07265	1 1/2	38.1	2	2.81	71.4	4.50	114.3	6.67	169.4	3.87	98.3	.38	9.5	1
81338	32PCS-32FL90L	7342-07275	2	50.8	2	2.81	71.4	8.00	203.2	8.52	216.4	4.98	126.5	.38	9.5	1
83034	32PCS-40FL90	7342-06615	2	50.8	2 1/2	3.31	84.1	4.38	111.3	8.52	216.4	4.98	126.5	.38	9.5	1

Code 61 O-Ring Flange - 110° Bent Tube

Maximum working pressure 3,000 PSI.



Part No.	Descr.	Prod. No.	⊖		N	M		T		L		C		F		Std. Pack
			"	mm		"	"	mm	"	mm	"	mm	"	mm		
STANDARD PACK																
81549	32PCS-32FL110	7342-06995	2	50.8	2	2.81	71.4	5.53	140.5	9.81	247.2	6.27	159.3	.38	9.5	1

EQUIPMENT

HOSE/CPLG. SELECTION

GLOBALSPIRAL COUPLINGS

PCM COUPLINGS

PCS COUPLINGS

PCM/PCS FERRULES

MEGACRIMP COUPLINGS

POWER CRIMP COUPLINGS

FIELD ATTACHABLE G1 & G2 COUPLINGS

LOW PRESSURE COUPLINGS

GLX COUPLINGS

POLARSEAL COUPLINGS

POWER STEERING

PCTS THERMO-PLASTIC COUPLINGS

ADAPTERS

ACCESSORIES

QUICK DISCONNECT COUPLERS

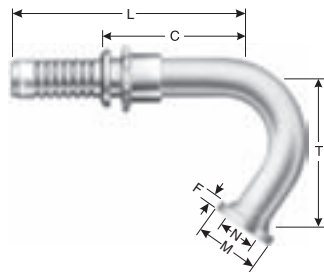
BALL VALVES

ASSEMBLY FABRICATION



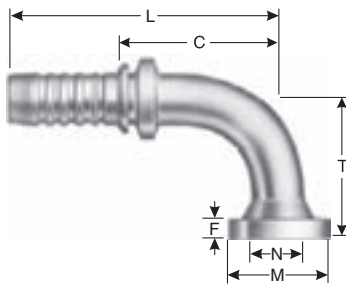
Code 61 O-Ring Flange - 125° Bent Tube

Maximum working pressure 3,000 PSI.



Part No.	Descr.	Prod. No.	⊖		N	M		T		L		C		F		Std. Pack
			"	mm		"	mm	"	mm	"	mm	"	mm	"	mm	
STANDARD PACK																
81340	32PCS-32FL125	7342-07295	2	50.8	2	2.81	71.4	5.82	147.8	8.15	207.0	4.61	117.1	.38	9.5	1

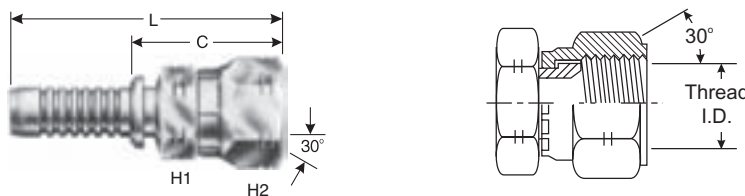
Code 62 O-Ring Flange Heavy - 90° Bent Tube



Part No.	Descr.	Prod. No.	⊖		N	M		T		L		C		F		Std. Pack
			"	mm		"	mm	"	mm	"	mm	"	mm	"	mm	
STANDARD PACK																
81594	24PCS-32FLH90	7342-10375	1 1/2	38.1	2	3.13	79.5	4.00	101.6	6.67	169.4	3.88	98.6	.50	12.6	1

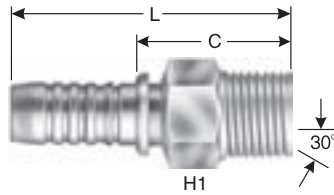
Komatsu Style Female Japanese Metric Swivel

These female swivels have been marked with two small notches on the hex to identify them as the Komatsu style.



Part No.	Descr.	Prod. No.	⊖		M	H1	H2	L		C		Std. Pack
			"	mm				"	mm	"	mm	
STANDARD PACK												
80210	24PCS-24FKX	7342-01825	1 1/2	38.1	M42X1.5	2	2 3/8	5.63	143.0	2.83	71.9	1
BULK PACK												
80210X	24PCS-24FKX XBULK	7342-0182	1 1/2	38.1	M42X1.5	2	2 3/8	5.63	143.0	2.83	71.9	20

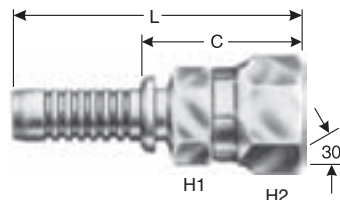
Male British Standard Pipe Parallel



Part No.	Descr.	Prod. No.	⊖			H1	H2	L		C		Std. Pack
			"	mm		"	"	"	mm	"	mm	
STANDARD PACK												
81335	24PCS-24MBSPP	7342-03205	1 1/2	38.1	1 1/2-11	2 1/8	—	4.74	120.4	1.94	49.3	1
81336	32PCS-32MBSPP	7342-03215	2	50.8	2-11	2 3/4	—	5.80	147.3	2.25	57.1	1

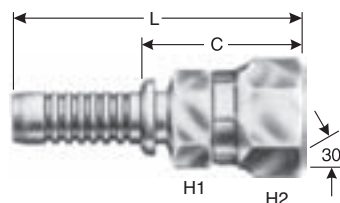
Female British Standard Pipe Parallel Swivel

Does not include optional O-Ring groove and O-Ring in sealing face.



Part No.	Descr.	Prod. No.	⊖			H1	H2	L		C		Std. Pack
			"	mm		"	"	"	mm	"	mm	
STANDARD PACK												
81117	24PCS-24FBSPPX	7342-02865	1 1/2	38.1	1 1/2-11	2	2 1/4	5.40	137.2	2.60	66.0	1

International Thread - Japanese Industrial Std Female Swivel



Part No.	Descr.	Prod. No.	⊖			H1	H2	L		C		Std. Pack
			"	mm		"	"	"	mm	"	mm	
STANDARD PACK												
80967	24PCS-24FJISX	7342-03385	1 1/2	38.1	1 1/2-11	50.8	60.45	5.39	136.9	2.59	65.8	1
80968	32PCS-32FJISX	7342-03395	2	50.8	2-11	63.5	76.2	6.46	164.1	2.91	73.9	1

EQUIPMENT

HOSE/CPLG. SELECTION

GLOBALSPIRAL COUPLINGS

PCM COUPLINGS

PCS COUPLINGS

PCM/PCS FERRULES

MEGACRIMP COUPLINGS

POWER CRIMP COUPLINGS

FIELD ATTACHABLE G1 & G2 COUPLINGS

LOW PRESSURE COUPLINGS

GLX COUPLINGS

POLARSEAL COUPLINGS

POWER STEERING

PCTS THERMO-PLASTIC COUPLINGS

ADAPTERS

ACCESSORIES

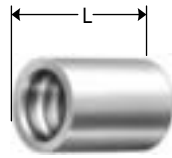
QUICK DISCONNECT COUPLERS

BALL VALVES

ASSEMBLY FABRICATION

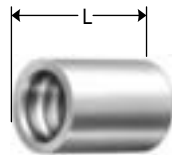


PCM Skive Ferrules




Part No.	Descr.	Prod. No.	L		Ø		Std. Pack
			"	mm	"	mm	
STANDARD PACK							
83404	12PCM-2F	7343-02515	2.05	52.1	1.74	44.2	1
83400	16PCM-2F	7343-02525	2.28	57.9	1.70	43.2	1
83405	20PCM-2F	7343-02565	2.84	72.1	2.15	54.6	1
83402	24PCM-2F	7343-02545	3.50	88.9	2.44	62.1	1
83403	32PCM-2F	7343-02575	3.68	93.5	3.45	76.2	1
BULK PACK							
83402X	24PCM-2FXBULK	7343-0254	3.50	88.9	2.44	62.1	15
83403X	32PCM-2FXBULK	7343-0257	3.68	93.5	3.45	76.2	10

PCM-G6 Ferrules



Part No.	Descr.	Prod. No.	L		Ø		Std. Pack
			"	mm	"	mm	
STANDARD PACK							
83150	24PCM-G6K	7343-09805	3.53	89.7	2.77	70.4	1

PCS Non-Skive Ferrule



Part No.	Descr.	Prod. No.	⊖	L		Ø		Std. Pack
			"	"	mm	"	mm	
STANDARD PACK								
81390	6PCS1F	7342-07705	3/8	1.10	27.9	1.23	31.2	1
81391	8PCS1F	7342-07715	1/2	1.50	38.1	1.36	34.5	5
81392	12PCS1F	7342-07725	3/4	1.97	50.0	1.65	41.9	5
81393	16PCS1F-M3K	7342-07735	1	2.19	55.6	1.98	50.3	5
81394	20PCS1F-M3K	7342-07745	1 1/4	2.77	70.4	2.43	61.7	1

EQUIPMENT

HOSE/CPLG. SELECTION

GLOBALSPIRAL COUPLINGS

PCM COUPLINGS

PCS COUPLINGS

PCM/PCS FERRULES

MEGACRIMP COUPLINGS

POWER CRIMP COUPLINGS

FIELD ATTACHABLE G1 & G2 COUPLINGS

LOW PRESSURE COUPLINGS

GLX COUPLINGS

POLARSEAL COUPLINGS

POWER STEERING

PCTS THERMO-PLASTIC COUPLINGS

ADAPTERS

ACCESSORIES

QUICK DISCONNECT COUPLERS

BALL VALVES

ASSEMBLY FABRICATION



Power Crimp® PCM & PCS Ferrules

EQUIPMENT
HOSE/CPLG. SELECTION
GLOBALSPIRAL COUPLINGS
PCM COUPLINGS
PCS COUPLINGS
PCM/PCS FERRULES
MEGACRIMP COUPLINGS
POWER CRIMP COUPLINGS
FIELD ATTACHABLE G1 & G2 COUPLINGS
LOW PRESSURE COUPLINGS
GLX COUPLINGS
POLARSEAL COUPLINGS
POWER STEERING
PCTS THERMO-PLASTIC COUPLINGS
ADAPTERS
ACCESSORIES
QUICK DISCONNECT COUPLERS
BALL VALVES
ASSEMBLY FABRICATION

PCS Non-Skive Ferrule - Cont'd

Part No.	Descr.	Prod. No.	⊖	L		⊕		Std. Pack
			"	"	mm	"	mm	
81395	24PCS1F	7342-07755	1 1/2	3.50	88.9	2.77	70.4	1
81282	32PCS1F-G3K	7342-07775	2	3.43	87.1	3.34	84.8	1
BULK PACK								
81395X	24PCS1F XBULK	7342-0775	1 1/2	3.50	88.9	2.77	70.4	15

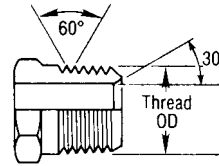
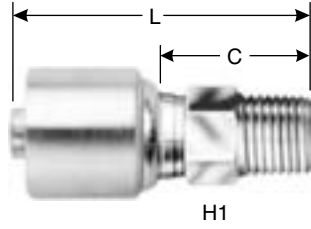
PCS Skive Ferrule



Part No.	Descr.	Prod. No.	⊖	L		⊕		Std. Pack
			"	"	mm	"	mm	
STANDARD PACK								
83398	6PCS-2F	7342-02585	3/8	1.10	27.9	1.01	25.7	1
83399	8PCS-2F	7342-02595	1/2	1.50	38.1	1.21	30.7	1
80757	24PCS-2F	7342-07575	1 1/2	2.77	70.4	2.54	64.5	1
80758	32PCS-2F	7342-07585	2	3.43	87.1	3.08	78.2	1
BULK PACK								
80754X	12PCS-2FXBULK	7342-0754	3/4	1.97	50.0	1.50	38.1	125
80755X	16PCS-2FXBULK	7342-0755	1	2.07	52.6	1.97	50.0	75
80756X	20PCS-2FXBULK	7342-0756	1 1/4	2.77	70.4	2.25	57.2	35
80757X	24PCS-2FXBULK	7342-0757	1 1/2	2.77	70.4	2.54	64.5	25
80758X	32PCS-2FXBULK	7342-0758	2	3.43	87.1	3.08	78.2	15



Male Pipe (NPTF - 30° Cone Seat)



H1

Part No.	Descr.	Prod. No.	⊖			H1	H2	L		C		Std. Pack
			"	mm				"	mm	"	mm	
STANDARD PACK												
G25100-0402	4G-2MP	7100-10025	1/4	6.4	1/8-27	1/2	—	1.97	50.0	.94	24.0	5
G25100-0404	4G-4MP	7100-10035	1/4	6.4	1/4-18	9/16	—	2.17	55.0	1.14	29.0	5
G25100-0406	4G-6MP	7100-10045	1/4	6.4	3/8-18	11/16	—	2.17	55.0	1.14	29.0	5
G25100-0408	4G-8MP	7100-10055	1/4	6.4	1/2-14	7/8	—	2.44	62.0	1.42	36.0	1
G25100-0504	5G-4MP	7100-00065	5/16	7.9	1/4-18	5/8	—	2.28	58.0	1.18	30.0	1
G25100-0506	5G-6MP	7100-10065	5/16	7.9	3/8-18	5/8	—	1.22	55.5	1.08	27.5	1
G25100-0604	6G-4MP	7100-10075	3/8	9.5	1/4-18	5/8	—	2.32	59.0	1.22	31.1	5
G25100-0606	6G-6MP	7100-10085	3/8	9.5	3/8-18	11/16	—	2.32	59.0	1.22	31.1	5
G25100-0608	6G-8MP	7100-10095	3/8	9.5	1/2-14	7/8	—	2.52	64.0	1.42	36.1	5
G25100-0806	8G-6MP	7100-00105	1/2	12.7	3/8-18	13/16	—	2.72	69.0	1.24	31.5	5
G25100-0808	8G-8MP	7100-00115	1/2	12.7	1/2-14	7/8	—	2.78	73.0	1.40	35.5	5
G25100-0812	8G-12MP	7100-00125	1/2	12.7	3/4-14	1 1/16	—	2.95	75.0	1.48	37.5	5
G25100-1008	10G-8MP	7100-00225	5/8	15.8	1/2-14	15/16	—	2.95	75.0	1.48	37.5	1
G25100-1012	10G-12MP	7100-00235	5/8	15.8	3/4-14	1 1/16	—	2.89	73.5	1.42	36.0	1
G25100-1208	12G-8MP	7100-00155	3/4	19.0	1/2-14	1 1/16	—	3.46	88.0	1.46	37.0	1
G25100-1212	12G-12MP	7100-00165	3/4	19.0	3/4-14	1 1/16	—	3.46	88.0	1.46	37.0	5
G25100-1216	12G-16MP	7100-00175	3/4	19.0	1-11 1/2	1 3/8	—	3.78	96.0	1.77	45.0	1
G25100-1612	16G-12MP	7100-00195	1	25.4	3/4-14	1 3/8	—	3.94	100.0	1.70	43.2	1
G25100-1616	16G-16MP	7100-00205	1	25.4	1-11 1/2	1 3/8	—	4.11	104.5	1.88	47.7	1
G25100-2020	20G-20MP	7100-00215	1 1/4	31.7	1 1/4-11 1/2	1 3/4	—	4.45	113.0	2.13	54.0	1
BULK PACK												
G25100-0402X	4G-2MPXBULK	7100-1002	1/4	6.4	1/8-27	1/2	—	1.97	50.0	.94	24.0	370
G25100-0404X	4G-4MPXBULK	7100-1003	1/4	6.4	1/4-18	9/16	—	2.17	55.0	1.14	29.0	300
G25100-0406X	4G-6MPXBULK	7100-1004	1/4	6.4	3/8-18	11/16	—	2.17	55.0	1.14	29.0	300
G25100-0408X	4G-8MPXBULK	7100-1005	1/4	6.4	1/2-14	7/8	—	2.44	62.0	1.42	36.0	100
G25100-0604X	6G-4MPXBULK	7100-1007	3/8	9.5	1/4-18	5/8	—	2.32	59.0	1.22	31.1	275
G25100-0606X	6G-6MPXBULK	7100-1008	3/8	9.5	3/8-18	11/16	—	2.32	59.0	1.22	31.1	200
G25100-0608X	6G-8MPXBULK	7100-1009	3/8	9.5	1/2-14	7/8	—	2.52	64.0	1.42	36.1	200
G25100-0806X	8G-6MPXBULK	7100-0010	1/2	12.7	3/8-18	13/16	—	2.72	69.0	1.24	31.5	175
G25100-0808X	8G-8MPXBULK	7100-0011	1/2	12.7	1/2-14	7/8	—	2.78	73.0	1.40	35.5	150
G25100-0812X	8G-12MPXBULK	7100-0012	1/2	12.7	3/4-14	1 1/16	—	2.95	75.0	1.48	37.5	100
G25100-1008X	10G-8MPXBULK	7100-0022	5/8	15.8	1/2-14	15/16	—	2.95	75.0	1.48	37.5	125
G25100-1012X	10G-12MPXBULK	7100-0023	5/8	15.8	3/4-14	1 1/16	—	2.89	73.5	1.42	36.0	100
G25100-1208X	12G-8MPXBULK	7100-0015	3/4	19.0	1/2-14	1 1/16	—	3.46	88.0	1.46	37.0	75
G25100-1212X	12G-12MPXBULK	7100-0016	3/4	19.0	3/4-14	1 1/16	—	3.46	88.0	1.46	37.0	60
G25100-1216X	12G-16MPXBULK	7100-0017	3/4	19.0	1-11 1/2	1 3/8	—	3.78	96.0	1.77	45.0	50
G25100-1612X	16G-12MPXBULK	7100-0019	1	25.4	3/4-14	1 3/8	—	3.94	100.0	1.70	43.2	25
G25100-1616X	16G-16MPXBULK	7100-0020	1	25.4	1-11 1/2	1 3/8	—	4.11	104.5	1.88	47.7	30
G25100-2020X	20G-20MPXBULK	7100-0021	1 1/4	31.7	1 1/4-11 1/2	1 3/4	—	4.45	113.0	2.13	54.0	20

EQUIPMENT
HOSE/CPLG. SELECTION
GLOBALSPIRAL COUPLINGS
PCM COUPLINGS
PCS COUPLINGS
PCM/PCS FERRULES
MEGACRIMP COUPLINGS
POWER CRIMP COUPLINGS
FIELD ATTACHABLE G1 & G2 COUPLINGS
LOW PRESSURE COUPLINGS
GLX COUPLINGS
POLARSEAL COUPLINGS
POWER STEERING
PCTS THERMO-PLASTIC COUPLINGS
ADAPTERS
ACCESSORIES
QUICK DISCONNECT COUPLERS
BALL VALVES
ASSEMBLY FABRICATION



MegaCrimp® Couplings

EQUIPMENT

HOSE/CPLG. SELECTION

GLOBALSPIRAL COUPLINGS

PCM COUPLINGS

PCS COUPLINGS

PCM/PCS FERRULES

MEGACRIMP COUPLINGS

POWER CRIMP COUPLINGS

FIELD ATTACHABLE G1 & G2 COUPLINGS

LOW PRESSURE COUPLINGS

GLX COUPLINGS

POLARSEAL COUPLINGS

POWER STEERING

PCTS THERMO-PLASTIC COUPLINGS

ADAPTERS

ACCESSORIES

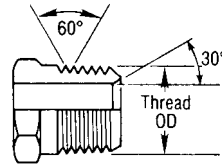

QUICK DISCONNECT COUPLERS

BALL VALVES

ASSEMBLY FABRICATION

Male Pipe Long Nose

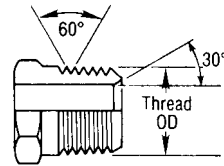
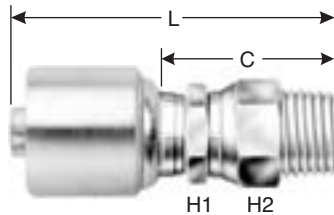
For use with J2AT Jack Hose and special high-pressure applications.



Part No.	Descr.	Prod. No.	⊖		🌀	H1	H2	L		C		Std. Pack
			"	mm				"	mm	"	mm	
STANDARD PACK												
G25101-0404	4G-4MPLN	7100-16615	1/4	6.4	1/4-18	9/16	—	2.56	65.0	1.54	39.0	1
G25101-0406	4G-6MPLN	7100-16625	1/4	6.4	3/8-18	11/16	—	2.56	65.0	1.54	39.0	1
G25101-0604	6G-4MPLN	7100-16645	3/8	9.5	1/4-18	5/8	—	2.72	69.0	1.62	41.1	1
G25101-0606	6G-6MPLN	7100-16635	3/8	9.5	3/8-18	11/16	—	2.72	69.0	1.62	41.1	1
BULK PACK												
G25101-0404X	4G-4MPLNXBULK	7100-1661	1/4	6.4	1/4-18	9/16	—	2.56	65.0	1.54	39.0	200
G25101-0406X	4G-6MPLNXBULK	7100-1662	1/4	6.4	3/8-18	11/16	—	2.56	65.0	1.54	39.0	175
G25101-0606X	6G-6MPLNXBULK	7100-1663	3/8	9.5	3/8-18	11/16	—	2.72	69.0	1.62	41.1	150

Male Pipe Swivel (NPTF - Without 30° Cone Seat)

NOT TO BE USED AS A LIVE SWIVEL.



Part No.	Descr.	Prod. No.	⊖		🌀	H1	H2	L		C		Std. Pack
			"	mm				"	mm	"	mm	
STANDARD PACK												
G25105-0402	4G-2MPX	7100-10245	1/4	6.4	1/8-27	1/2	1/2	2.39	60.8	1.37	24.8	1
G25105-0404	4G-4MPX	7100-10255	1/4	6.4	1/4-18	1/2	7/8	2.61	66.3	1.58	40.2	5
G25105-0406	4G-6MPX	7100-10265	1/4	6.4	3/8-18	5/8	7/8	2.74	69.5	1.71	43.5	1
G25105-0408	4G-8MPX	7100-10275	1/4	6.4	1/2-14	3/4	1	2.97	75.4	1.94	49.4	1
G25105-0604	6G-4MPX	7100-10285	3/8	9.5	1/4-18	5/8	7/8	2.87	72.8	.85	21.7	5
G25105-0606	6G-6MPX	7100-10295	3/8	9.5	3/8-18	2 1/2	7/8	2.81	71.5	1.72	43.6	5
G25105-0608	6G-8MPX	7100-10305	3/8	9.5	1/2-14	3/4	1	3.05	77.5	1.95	49.5	5
G25105-0806	8G-6MPX	7100-00315	1/2	12.7	3/8-18	13/16	7/8	3.23	82.0	1.76	44.6	1
G25105-0808	8G-8MPX	7100-00325	1/2	12.7	1/2-14	13/16	1	3.42	86.9	1.94	49.4	5
G25105-1012	10G-12MPX	7100-00335	5/8	15.8	3/4-14	1 1/16	1 5/16	3.48	88.5	2.01	51.1	1
G25105-1208	12G-8MPX	7100-00345	3/4	19.1	1/2-14	1 1/16	1	3.97	100.9	1.96	49.9	1
G25105-1212	12G-12MPX	7100-00355	3/4	19.1	3/4-14	1 1/16	1 5/16	4.02	102.0	2.01	51.0	1
G25105-1616	16G-16MPX	7100-00365	1	25.4	1-11 1/2	1 3/8	1 5/8	4.73	120.2	2.50	63.4	1
BULK PACK												
G25105-0404X	4G-4MPX XBULK	7100-1025	1/4	6.4	1/4-18	1/2	7/8	2.61	66.3	1.58	40.2	300
G25105-0406X	4G-6MPX XBULK	7100-1026	1/4	6.4	3/8-18	5/8	7/8	2.74	69.5	1.71	43.5	100
G25105-0604X	6G-4MPX XBULK	7100-1028	3/8	9.5	1/4-18	5/8	7/8	2.87	72.8	.85	21.7	100

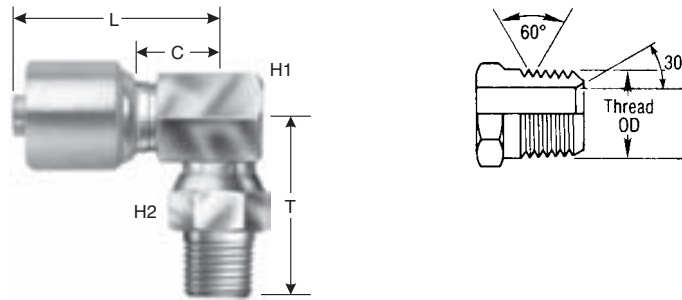


Male Pipe Swivel (NPTF - Without 30° Cone Seat) - Cont'd

Part No.	Descr.	Prod. No.	⊖			H1	H2	L		C		Std. Pack
			"	mm				"	mm	"	mm	
G25105-0606X	6G-6MPX XBULK	7100-1029	3/8	9.5	3/8-18	2 1/2	7/8	2.81	71.5	1.72	43.6	175
G25105-0608X	6G-8MPX XBULK	7100-1030	3/8	9.5	1/2-14	3/4	1	3.05	77.5	1.95	49.5	125
G25105-0806X	8G-6MPX XBULK	7100-0031	1/2	12.7	3/8-18	13/16	7/8	3.23	82.0	1.76	44.6	100
G25105-0808X	8G-8MPX XBULK	7100-0032	1/2	12.7	1/2-14	13/16	1	3.42	86.9	1.94	49.4	125
G25105-1208X	12G-8MPX XBULK	7100-0034	3/4	19.1	1/2-14	1 1/16	1	3.97	100.9	1.96	49.9	75
G25105-1212X	12G-12MPX XBULK	7100-0035	3/4	19.1	3/4-14	1 1/16	1 5/16	4.02	102.0	2.01	51.0	50
G25105-1616X	16G-16MPX XBULK	7100-0036	1	25.4	1-11 1/2	1 3/8	1 5/8	4.73	120.2	2.50	63.4	25

Male Pipe Swivel - 90° Block (NPTF - Without 30° Cone Seat)

NOT TO BE USED AS A LIVE SWIVEL.



Part No.	Descr.	Prod. No.	⊖			H1	H2	T		L		C		Std. Pack
			"	mm				"	mm	"	mm	"	mm	
STANDARD PACK														
G25106-0402	4G-2MPX90	7100-10365	1/4	6.4	1/8-27	11/16	1/2	1.20	30.5	2.12	53.9	.72	18.4	1
G25106-0404	4G-4MPX90	7100-10375	1/4	6.4	1/4-18	11/16	11/16	1.63	41.3	1.75	44.5	.72	18.4	1
G25106-0406	4G-6MPX90	7100-10385	1/4	6.4	3/8-18	11/16	7/8	1.73	43.9	1.82	46.3	.80	20.2	1
G25106-0604	6G-4MPX90	7100-10395	3/8	9.5	1/4-18	3/4	11/16	1.66	42.1	1.95	49.6	.85	21.7	1
G25106-0606	6G-6MPX90	7100-10405	3/8	9.5	3/8-18	3/4	7/8	1.76	44.8	1.95	49.6	.85	21.7	1
G25106-0608	6G-8MPX90	7100-10415	3/8	9.5	1/2-14	3/4	1	1.93	49.1	1.96	49.7	.85	21.7	1
G25106-0806	8G-6MPX90	7100-07135	1/2	12.7	3/8-18	1	7/8	1.89	48.0	2.55	64.7	1.07	27.2	1
G25106-0808	8G-8MPX90	7100-00425	1/2	12.7	1/2-14	1	1	2.06	52.3	2.55	64.7	1.07	27.2	1
G25106-1212	12G-12MPX90	7100-00435	3/4	19.1	3/4-14	1 3/8	1 15/16	2.30	58.4	3.18	80.7	1.17	29.7	1
BULK PACK														
G25106-0404X	4G-4MPX90XBULK	7100-1037	1/4	6.4	1/4-18	11/16	11/16	1.63	41.3	1.75	44.5	.72	18.4	200
G25106-0406X	4G-6MPX90XBULK	7100-1038	1/4	6.4	3/8-18	11/16	7/8	1.73	43.9	1.82	46.3	.80	20.2	150
G25106-0606X	6G-6MPX90XBULK	7100-1040	3/8	9.5	3/8-18	3/4	7/8	1.76	44.8	1.95	49.6	.85	21.7	100
G25106-0608X	6G-8MPX90XBULK	7100-1041	3/8	9.5	1/2-14	3/4	1	1.93	49.1	1.96	49.7	.85	21.7	100
G25106-0808X	8G-8MPX90XBULK	7100-0042	1/2	12.7	1/2-14	1	1	2.06	52.3	2.55	64.7	1.07	27.2	75
G25106-1212X	12G-12MPX90XBULK	7100-0043	3/4	19.1	3/4-14	1 3/8	1 15/16	2.30	58.4	3.18	80.7	1.17	29.7	30

EQUIPMENT

HOSE/CPLG. SELECTION

GLOBALSPIRAL COUPLINGS

PCM COUPLINGS

PCS COUPLINGS

PCM/PCS FERRULES

MEGACRIMP COUPLINGS

POWER CRIMP COUPLINGS

FIELD ATTACHABLE G1 & G2 COUPLINGS

LOW PRESSURE COUPLINGS

GLX COUPLINGS

POLARSEAL COUPLINGS

POWER STEERING

PCTS THERMO-PLASTIC COUPLINGS

ADAPTERS

ACCESSORIES

QUICK DISCONNECT COUPLERS

BALL VALVES

ASSEMBLY FABRICATION

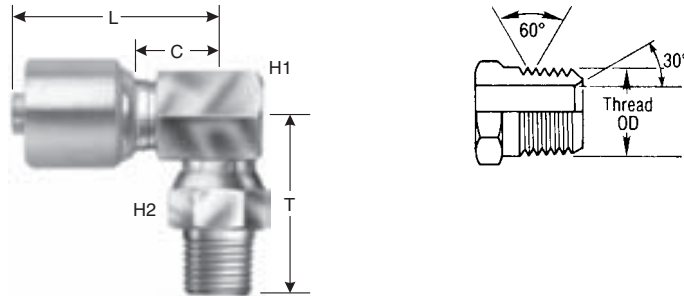


MegaCrimp® Couplings

Male Pipe Swivel - 90° Long Block (NPTF - Without 30° Cone Seat)

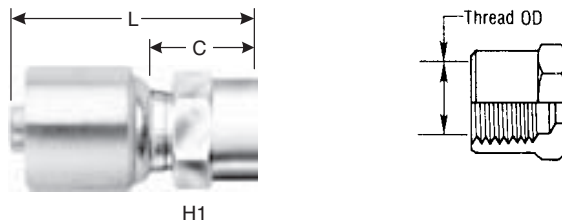
NOT TO BE USED AS A LIVE SWIVEL.

These couplings have a longer reach (L dimension) to accommodate the OmniCrimp® 21 crimper.



Part No.	Descr.	Prod. No.	⊖		🌀	H1	H2	T		L		C		Std. Pack
			"	mm		"	"	"	mm	"	mm	"	mm	
STANDARD PACK														
G25107-0608	6G-8MPX90L	7100-00445	3/8	9.5	1/2-14	3/4	1	1.93	49.1	3.41	86.5	1.94	49.3	1
G25107-0808	8G-8MPX90L	7100-00455	1/2	12.7	1/2-14	1	1	2.06	52.3	3.76	95.5	1.80	45.6	1
G25107-1212	12G-12MPX90L	7100-00475	3/4	19.1	3/4-14	1 3/8	1 5/16	2.30	58.4	3.93	99.7	1.92	48.7	1

Female Pipe (NPTF - Without 30° Cone Seat)

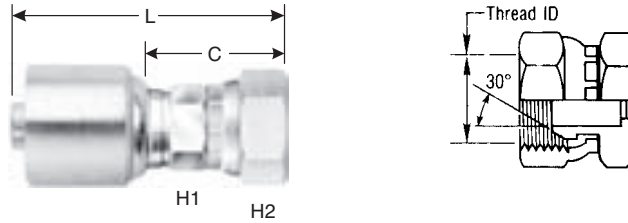


Part No.	Descr.	Prod. No.	⊖		🌀	H1	H2	L		C		Std. Pack
			"	mm		"	"	"	mm	"	mm	
STANDARD PACK												
G25110-0402	4G-2FP	7100-10485	1/4	6.4	1/8-27	9/16	—	1.74	44.3	.72	18.3	1
G25110-0404	4G-4FP	7100-10495	1/4	6.4	1/4-18	11/16	—	1.99	50.5	.96	24.5	1
G25110-0406	4G-6FP	7100-10505	1/4	6.4	3/8-18	13/16	—	1.99	50.5	.96	24.5	1
G25110-0604	6G-4FP	7100-10515	3/8	9.5	1/4-18	11/16	—	2.01	51.0	.91	23.1	1
G25110-0606	6G-6FP	7100-10525	3/8	9.5	3/8-18	13/16	—	2.07	52.5	.97	24.6	5
G25110-0608	6G-8FP	7100-10535	3/8	9.5	1/2-14	1	—	2.25	57.1	1.15	29.2	1
G25110-0806	8G-6FP	7100-00545	1/2	12.7	3/8-18	13/16	—	2.46	62.5	.98	25.0	1
G25110-0808	8G-8FP	7100-00555	1/2	12.7	1/2-14	1	—	2.64	67.0	1.16	29.5	5
G25110-1212	12G-12FP	7100-00565	3/4	19.0	3/4-14	1 1/4	—	3.23	82.0	1.22	31.0	1
BULK PACK												
G25110-0402X	4G-2FPXBULK	7100-1048	1/4	6.4	1/8-27	9/16	—	1.74	44.3	.72	18.3	250
G25110-0404X	4G-4FPXBULK	7100-1049	1/4	6.4	1/4-18	11/16	—	1.99	50.5	.96	24.5	300
G25110-0406X	4G-6FPXBULK	7100-1050	1/4	6.4	3/8-18	13/16	—	1.99	50.5	.96	24.5	100
G25110-0604X	6G-4FPXBULK	7100-1051	3/8	9.5	1/4-18	11/16	—	2.01	51.0	.91	23.1	150
G25110-0606X	6G-6FPXBULK	7100-1052	3/8	9.5	3/8-18	13/16	—	2.07	52.5	.97	24.6	200
G25110-0608X	6G-8FPXBULK	7100-1053	3/8	9.5	1/2-14	1	—	2.25	57.1	1.15	29.2	175
G25110-0806X	8G-6FPXBULK	7100-0054	1/2	12.7	3/8-18	13/16	—	2.46	62.5	.98	25.0	100

Female Pipe (NPTF - Without 30° Cone Seat) - Cont'd

Part No.	Descr.	Prod. No.	⊖			H1	H2	L		C		Std. Pack
			"	mm				"	mm	"	mm	
G25110-0808X	8G-8FPXBULK	7100-0055	1/2	12.7	1/2-14	1	—	2.64	67.0	1.16	29.5	150
G25110-1212X	12G-12FPXBULK	7100-0056	3/4	19.0	3/4-14	1 1/4	—	3.23	82.0	1.22	31.0	60

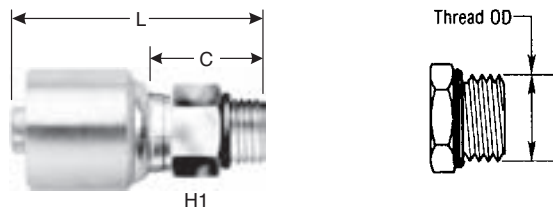
Female Pipe Swivel (NPSM - 30° Cone Seat)



Part No.	Descr.	Prod. No.	⊖			H1	H2	L		C		Std. Pack
			"	mm				"	mm	"	mm	
STANDARD PACK												
G25111-0404	4G-4FPX	7100-10575	1/4	6.4	1/4-18	1/2	11/16	2.24	57.0	1.22	30.9	1
G25111-0606	6G-6FPX	7100-10585	3/8	9.5	3/8-18	5/8	7/8	2.37	60.2	1.27	32.3	5
G25111-0808	8G-8FPX	7100-00595	1/2	12.7	1/2-14	13/16	1	2.81	71.4	1.33	33.9	5
G25111-1212	12G-12FPX	7100-00605	3/4	19.0	3/4-14	1 1/16	1 1/4	3.72	94.4	1.71	43.4	1
G25111-1616	16G-16FPX	7100-00615	1	25.4	1-11 1/2	1 3/8	1 1/2	4.11	104.3	1.87	47.5	1
G25111-2020	20G-20FPX	7100-00625	1 1/4	31.8	1 1/4-17/32	1 3/4	1 7/8	4.50	114.4	2.18	55.4	1
BULK PACK												
G25111-0404X	4G-4FPX XBULK	7100-1057	1/4	6.4	1/4-18	1/2	11/16	2.24	57.0	1.22	30.9	110
G25111-0606X	6G-6FPX XBULK	7100-1058	3/8	9.5	3/8-18	5/8	7/8	2.37	60.2	1.27	32.3	180
G25111-0808X	8G-8FPX XBULK	7100-0059	1/2	12.7	1/2-14	13/16	1	2.81	71.4	1.33	33.9	100
G25111-1212X	12G-12FPX XBULK	7100-0060	3/4	19.0	3/4-14	1 1/16	1 1/4	3.72	94.4	1.71	43.4	60
G25111-1616X	16G-16FPX XBULK	7100-0061	1	25.4	1-11 1/2	1 3/8	1 1/2	4.11	104.3	1.87	47.5	35

Male O-Ring Boss

SAE J1926/3 ISO 11926-3 Light-Duty (L Series) Stud End.



Part No.	Descr.	Prod. No.	⊖			H1	H2	L		C		Std. Pack
			"	mm				"	mm	"	mm	
STANDARD PACK												
G25120-0404	4G-4MB	7100-12205	1/4	6.4	7/16-20	9/16	—	1.99	50.5	.96	24.5	1
G25120-0405	4G-5MB	7100-12215	1/4	6.4	1/2-20	5/8	—	1.99	50.5	.96	24.5	1
G25120-0406	4G-6MB	7100-12225	1/4	6.4	9/16-18	11/16	—	2.05	52.0	1.02	26.0	1
G25120-0605	6G-5MB	7100-12285	3/8	9.5	1/2-20	1/16	—	2.05	52.0	.95	24.1	1
G25120-0606	6G-6MB	7100-13235	3/8	9.5	9/16-18	11/16	—	2.07	52.5	.96	24.5	1
G25120-0608	6G-8MB	7100-13245	3/8	9.5	3/4-16	7/8	—	2.17	55.0	1.07	27.1	1

- EQUIPMENT
- HOSE/CPLG. SELECTION
- GLOBALSPIRAL COUPLINGS
- PCM COUPLINGS
- PCS COUPLINGS
- PCM/PCS FERRULES
- MEGACRIMP COUPLINGS**
- POWER CRIMP COUPLINGS
- FIELD ATTACHABLE G1 & G2 COUPLINGS
- LOW PRESSURE COUPLINGS
- GLX COUPLINGS
- POLARSEAL COUPLINGS
- POWER STEERING
- PCTS THERMO-PLASTIC COUPLINGS
- ADAPTERS
- ACCESSORIES
- QUICK DISCONNECT COUPLERS
- BALL VALVES
- ASSEMBLY FABRICATION



EQUIPMENT

HOSE/CPLG. SELECTION

GLOBALSPIRAL COUPLINGS

PCM COUPLINGS

PCS COUPLINGS

PCM/PCS FERRULES

MEGACRIMP COUPLINGS

POWER CRIMP COUPLINGS

FIELD ATTACHABLE G1 & G2 COUPLINGS

LOW PRESSURE COUPLINGS

GLX COUPLINGS

POLARSEAL COUPLINGS

POWER STEERING

PCTS THERMO-PLASTIC COUPLINGS

ADAPTERS

ACCESSORIES

QUICK DISCONNECT COUPLERS

BALL VALVES

ASSEMBLY FABRICATION

Male O-Ring Boss - Cont'd

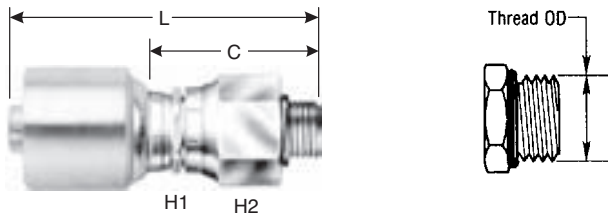
Part No.	Descr.	Prod. No.	Ø			H1	H2	L		C		Std. Pack
			"	mm				"	mm	"	mm	
G25120-0610	6G-10MB	7100-12255	3/8	9.5	7/8-14	1	—	2.22	56.5	1.13	28.6	1
G25120-0612	6G-12MB	7100-12265	3/8	9.5	1 1/16-12	1 1/4	—	2.42	61.5	1.32	33.6	1
G25120-0808	8G-8MB	7100-13275	1/2	12.7	7/8-14	7/8	—	2.54	64.5	1.06	27.0	1
G25120-0810	8G-10MB	7100-13285	1/2	12.7	7/8-14	1	—	2.58	65.5	1.10	28.0	1
G25120-0812	8G-12MB	7100-13295	1/2	12.7	1 1/16-12	1 1/4	—	2.78	70.5	1.30	33.0	1
G25120-1008	10G-8MB	7100-02305	5/8	15.8	3/4-16	1 1/4	—	2.83	72.0	1.36	34.5	1
G25120-1010	10G-10MB	7100-13315	5/8	15.8	7/8-14	1	—	2.64	67.0	1.16	29.5	1
G25120-1012	10G-12MB	7100-13325	5/8	15.8	1 1/16-12	1 1/4	—	2.78	70.5	1.30	33.0	1
G25120-1210	12G-10MB	7100-02265	3/4	19.1	7/8-14	1	—	3.23	82.1	1.22	31.1	1
G25120-1212	12G-12MB	7100-02335	3/4	19.0	1 1/16-12	1 1/4	—	3.33	84.5	1.32	33.5	1
G25120-1214	12G-14MB	7100-02345	3/4	19.0	1 3/16-12	1 3/8	—	3.31	84.0	1.30	33.0	1
G25120-1216	12G-16MB	7100-02355	3/4	19.0	1 5/16-12	1 1/2	—	3.44	87.5	1.44	36.5	1
G25120-1614	16G-14MB	7100-02365	1	25.4	1 3/16-12	1 3/8	—	3.78	96.0	1.54	39.2	1
G25120-1616	16G-16MB	7100-02375	1	25.4	1 5/16-12	1 1/2	—	3.72	94.5	1.48	37.7	1
G25120-1620	16G-20MB	7100-02255	1	25.4	105/8-12	1 7/8	—	3.74	95.0	1.50	38.2	1
G25120-2020	20G-20MB	7100-02385	1 1/4	31.8	1 5/8-12	1 7/8	—	3.82	97.0	1.50	38.0	1
BULK PACK												
G25120-0404X	4G-4MBXBULK	7100-1220	1/4	6.4	7/16-20	9/16	—	1.99	50.5	.96	24.5	175
G25120-0405X	4G-5MBXBULK	7100-1221	1/4	6.4	1/2-20	5/8	—	1.99	50.5	.96	24.5	200
G25120-0406X	4G-6MBXBULK	7100-1222	1/4	6.4	9/16-18	11/16	—	2.05	52.0	1.02	26.0	100
G25120-0606X	6G-6MBXBULK	7100-1323	3/8	9.5	9/16-18	11/16	—	2.07	52.5	.96	24.5	250
G25120-0608X	6G-8MBXBULK	7100-1324	3/8	9.5	3/4-16	7/8	—	2.17	55.0	1.07	27.1	200
G25120-0610X	6G-10MBXBULK	7100-1225	3/8	9.5	7/8-14	1	—	2.22	56.5	1.13	28.6	175
G25120-0808X	8G-8MBXBULK	7100-1327	1/2	12.7	7/8-14	7/8	—	2.54	64.5	1.06	27.0	135
G25120-0810X	8G-10MB XBULK	7100-1328	1/2	12.7	7/8-14	1	—	2.58	65.5	1.10	28.0	125
G25120-0812X	8G-12MBXBULK	7100-1329	1/2	12.7	1 1/16-12	1 1/4	—	2.78	70.5	1.30	33.0	100
G25120-1010X	10G-10MBXBULK	7100-1331	5/8	15.8	7/8-14	1	—	2.64	67.0	1.16	29.5	100
G25120-1012X	10G-12MBXBULK	7100-1332	5/8	15.8	1 1/16-12	1 1/4	—	2.78	70.5	1.30	33.0	75
G25120-1212X	12G-12MBXBULK	7100-0233	3/4	19.0	1 1/16-12	1 1/4	—	3.33	84.5	1.32	33.5	60
G25120-1616X	16G-16MBXBULK	7100-0237	1	25.4	1 5/16-12	1 1/2	—	3.72	94.5	1.48	37.7	30

Male O-Ring Boss Swivel

NOT TO BE USED AS A LIVE SWIVEL.

NOTE: Internal O-Rings rated at 250°F (121°C).


SAE J1926/3 ISO 11926-3 Light-Duty (L Series) Stud End.



Part No.	Descr.	Prod. No.	Ø			H1	H2	L		C		Std. Pack
			"	mm				"	mm	"	mm	
STANDARD PACK												
G25121-0404	4G-4MBX	7100-12385	1/4	6.4	7/16-20	1/2	23/32	2.69	68.4	1.67	42.4	1
G25121-0406	4G-6MBX	7100-12395	1/4	6.4	9/16-18	5/8	7/8	2.65	67.3	1.62	41.2	1
G25121-0606	6G-6MBX	7100-12405	3/8	6.4	9/16-18	5/8	3/4	2.73	69.3	1.63	41.3	1
G25121-0608	6G-8MBX	7100-12415	3/8	9.5	3/4-16	3/4	1	2.74	69.6	1.64	41.6	1
G25121-0610	6G-10MBX	7100-12425	3/8	9.5	7/8-14	3/4	1	2.80	71.1	1.70	43.1	1



Male O-Ring Boss Swivel - Cont'd

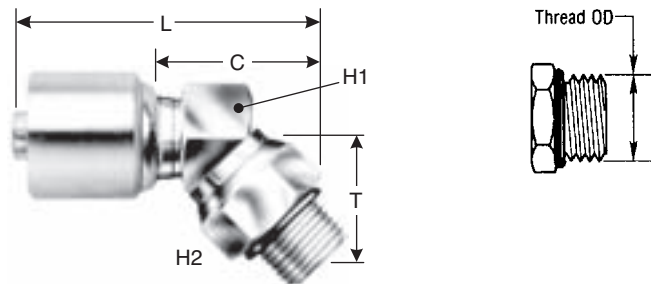
Part No.	Descr.	Prod. No.	⊖			H1	H2	L		C		Std. Pack
			"	mm				"	mm	"	mm	
G25121-0808	8G-8MBX	7100-02435	1/2	12.7	3/4-16	13/16	1	3.11	79.1	1.64	41.6	1
G25121-0810	8G-10MBX	7100-02445	1/2	12.7	7/8-14	13/16	1	3.17	80.6	1.70	43.1	1
G25121-1010	10G-10MBX	7100-02645	5/8	15.8	7/8-14	15/16	1 3/16	3.47	88.3	2.00	50.8	1
G25121-1212	12G-12MBX	7100-02455	3/4	19.0	1 1/16-12	1 1/16	1 5/16	4.00	101.5	1.99	50.5	1
BULK PACK												
G25121-0606X	6G-6MBX XBULK	7100-1240	3/8	6.4	9/16-18	5/8	3/4	2.73	69.3	1.63	41.3	100
G25121-0608X	6G-8MBX XBULK	7100-1241	3/8	9.5	3/4-16	3/4	1	2.74	69.6	1.64	41.6	125
G25121-0808X	8G-8MBX XBULK	7100-0243	1/2	12.7	3/4-16	13/16	1	3.11	79.1	1.64	41.6	125
G25121-0810X	8G-10MBX XBULK	7100-0244	1/2	12.7	7/8-14	13/16	1	3.17	80.6	1.70	43.1	125
G25121-1212X	12G-12MBX XBULK	7100-0245	3/4	19.0	1 1/16-12	1 1/16	1 5/16	4.00	101.5	1.99	50.5	60


Male O-Ring Boss Swivel - 45° Block

NOT TO BE USED AS A LIVE SWIVEL.

NOTE: Internal O-Rings rated at 250°F (121°C).

SAE J1926/3 ISO 11926-3 Light-Duty (L Series) Stud End.



Part No.	Descr.	Prod. No.	⊖			H1	H2	T		L		C		Std. Pack
			"	mm				"	mm	"	mm	"	mm	
STANDARD PACK														
G25122-0606	6G-6MBX45	7100-12475	3/8	9.5	9/16-18	3/4	7/8	1.09	27.8	3.11	79.0	2.01	51.0	1
G25122-0608	6G-8MBX45	7100-12485	3/8	9.5	3/4-16	3/4	1	1.06	26.9	3.07	78.1	1.98	50.2	1
G25122-0808	8G-8MBX45	7100-02495	1/2	12.7	3/4-16	1	1	1.12	28.4	3.04	77.2	1.56	39.7	1
G25122-0810	8G-10MBX45	7100-02505	1/2	12.7	7/8-14	1	1	1.16	29.5	3.08	78.3	1.61	40.8	1
BULK PACK														
G25122-0808X	8G-8MBX45XBULK	7209-4025	—	—	—	—	—	—	—	—	—	—	—	999

EQUIPMENT

HOSE/CPLG. SELECTION

GLOBALSPIRAL COUPLINGS

PCM COUPLINGS

PCS COUPLINGS

PCM/PCS FERRULES

MEGACRIMP COUPLINGS

POWER CRIMP COUPLINGS

FIELD ATTACHABLE G1 & G2 COUPLINGS

LOW PRESSURE COUPLINGS

GLX COUPLINGS

POLARSEAL COUPLINGS

POWER STEERING

PCTS THERMO-PLASTIC COUPLINGS

ADAPTERS

ACCESSORIES

QUICK DISCONNECT COUPLERS

BALL VALVES

ASSEMBLY FABRICATION



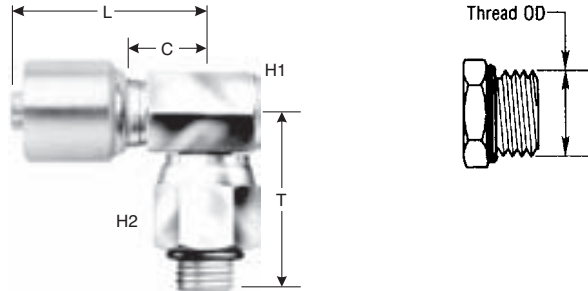
MegaCrimp® Couplings

Male O-Ring Boss Swivel - 90° Block

NOT TO BE USED AS A LIVE SWIVEL.

NOTE: Internal O-Rings rated at 250°F (121°C).

SAE J1926/3 ISO 11926-3 Light-Duty (L Series) Stud End.



Part No.	Descr.	Prod. No.	⊖		🌀	H1	H2	T		L		C		Std. Pack
			"	mm				"	mm	"	mm	"	mm	
STANDARD PACK														
G25123-0405	4G-5MBX90	7100-12555	1/4	6.4	1/2-20	11/16	11/16	1.57	40.0	1.82	46.3	.80	20.2	1
G25123-0406	4G-6MBX90	7100-12515	1/4	6.4	9/16-18	11/16	7/8	1.65	41.8	1.82	46.3	.80	20.2	1
G25123-0606	6G-6MBX90	7100-12525	3/8	9.5	9/16-18	3/4	7/8	1.67	42.5	1.96	49.7	.85	21.7	1
G25123-0608	6G-8MBX90	7100-12535	3/8	9.5	3/4-16	3/4	1	1.63	41.3	2.41	61.2	.83	21.1	1
G25123-0610	6G-10MBX90	7100-12545	3/8	9.5	7/8-14	3/4	1	1.69	42.8	1.95	49.6	.85	21.7	1
G25123-0808	8G-8MBX90	7100-02555	1/2	12.7	3/4-16	1	1	1.75	44.5	2.55	64.7	1.07	27.2	1
G25123-0810	8G-10MBX90	7100-02565	1/2	12.7	7/8-14	1	1	1.81	46.0	2.55	64.7	1.07	27.2	1
G25123-0812	8G-12MBX90	7100-02575	1/2	12.7	1 1/16-12	1	1 5/16	2.09	53.1	2.52	64.1	1.05	26.6	1
G25123-1010	10G-10MBX90	7100-02585	5/8	15.9	7/8-14	1	1	1.81	46.0	2.40	60.9	.93	23.5	1
G25123-1212	12G-12MBX90	7100-02595	3/4	19.0	1 1/16-12	1 3/8	1 5/16	2.39	60.6	3.18	80.7	1.17	29.7	1
BULK PACK														
G25123-0606X	6G-6MBX90XBULK	7100-1252	3/8	9.5	9/16-18	3/4	7/8	1.67	42.5	1.96	49.7	.85	21.7	125
G25123-0608X	6G-8MBX90XBULK	7100-1253	3/8	9.5	3/4-16	3/4	1	1.63	41.3	2.41	61.2	.83	21.1	125
G25123-0808X	8G-8MBX90XBULK	7100-0255	1/2	12.7	3/4-16	1	1	1.75	44.5	2.55	64.7	1.07	27.2	75
G25123-1212X	12G-12MBX90XBULK	7100-0259	3/4	19.0	—	1 3/8	1 5/16	2.39	60.6	3.18	80.7	1.17	29.7	20

- EQUIPMENT
- HOSE/CPLG. SELECTION
- GLOBALSPIRAL COUPLINGS
- PCM COUPLINGS
- PCS COUPLINGS
- PCM/PCS FERRULES
- MEGACRIMP COUPLINGS
- POWER CRIMP COUPLINGS
- FIELD ATTACHABLE G1 & G2 COUPLINGS
- LOW PRESSURE COUPLINGS
- GLX COUPLINGS
- POLARSEAL COUPLINGS
- POWER STEERING
- PCTS THERMO-PLASTIC COUPLINGS
- ADAPTERS
- ACCESSORIES
- QUICK DISCONNECT COUPLERS
- BALL VALVES
- ASSEMBLY FABRICATION

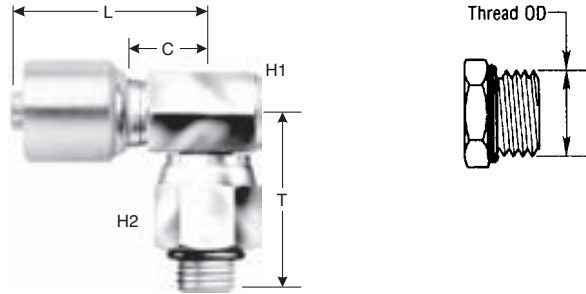
Male O-Ring Boss Swivel - 90° Long Block

NOT TO BE USED AS A LIVE SWIVEL.

NOTE: Internal O-Rings rated at 250°F (121°C).

SAE J1926/3 ISO 11926-3 Light-Duty (L Series) Stud End.

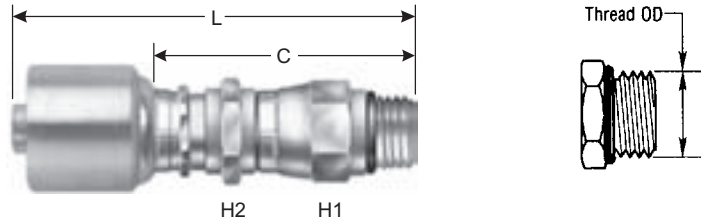
These couplings have a longer reach (L dimension) to accommodate the OmniCrimp® 21 crimper.



Part No.	Descr.	Prod. No.	⊖		🌀	H1	H2	T		L		C		Std. Pack
			"	mm				"	mm	"	mm	"	mm	
STANDARD PACK														
G25124-0808	8G-8MBX90L	7100-02705	1/2	12.7	3/4-16	1	1	1.75	44.4	3.27	83.1	1.80	45.6	1
G25124-0810	8G-10MBX90L	7100-02715	1/2	12.7	7/8-14	1	1	1.81	46.0	3.27	83.1	1.80	45.6	1
G25124-0812	8G-12MBX90L	7100-02725	1/2	12.7	1 1/16-12	1	1 5/16	2.09	53.1	3.76	95.5	2.28	58.0	1
G25124-1010	10G-10MBX90L	7100-02735	5/8	15.8	7/8-14	1	1	1.81	46.0	3.27	83.1	1.80	45.6	1
G25124-1212	12G-12MBX90L	7100-02755	3/4	19.0	1 1/16-12	1	1 5/16	2.28	57.9	3.94	100.0	1.93	48.9	1

Male O-Ring Boss Adapterless Swivel

NOTE: Internal O-Rings rated at 250°F (121°C).



Part No.	Descr.	Prod. No.	⊖		🌀	H1	H2	L		C		Std. Pack
			"	mm				"	mm	"	mm	
STANDARD PACK												
G25130-0404	4G-4MBAX	7100-17115	1/4	6.4	7/16-20	17.0	17.0	3.19	81.0	2.17	55.0	1
G25130-0406	4G-6MBAX	7100-17135	1/4	6.4	9/16-18	17.0	17.0	3.19	81.0	2.17	55.0	1
G25130-0606	6G-6MBAX	7100-17215	3/8	9.5	9/16-18	22.0	22.0	3.44	87.5	2.35	59.6	1
G25130-0608	6G-8MBAX	7100-17225	3/8	9.5	3/4-16	17.0	22.0	3.43	87.0	2.33	59.1	1
G25130-0808	8G-8MBAX	7100-17265	1/2	12.7	3/4-16	24.0	24.0	4.02	102.0	2.54	64.5	1
G25130-1010	10G-10MBAX	7100-17315	5/8	15.8	7/8-14	24.0	30.0	4.25	108.0	2.78	70.5	1
G25130-1212	12G-12MBAX	7100-17365	3/4	19.0	1 1/16-12	36.0	36.0	5.16	131.0	3.15	80.0	1

EQUIPMENT

HOSE/CPLG. SELECTION

GLOBALSPIRAL COUPLINGS

PCM COUPLINGS

PCS COUPLINGS

PCM/PCS FERRULES

MEGACRIMP COUPLINGS

POWER CRIMP COUPLINGS

FIELD ATTACHABLE G1 & G2 COUPLINGS

LOW PRESSURE COUPLINGS

GLX COUPLINGS

POLARSEAL COUPLINGS

POWER STEERING

PCTS THERMO-PLASTIC COUPLINGS

ADAPTERS

ACCESSORIES

QUICK DISCONNECT COUPLERS

BALL VALVES

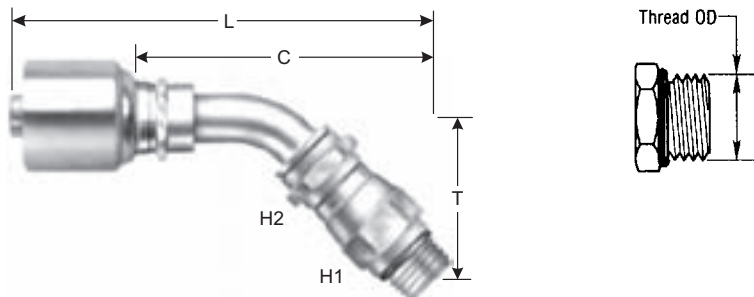
ASSEMBLY FABRICATION



MegaCrimp® Couplings

Male O-Ring Boss Adapterless Swivel - 45° Bent Tube

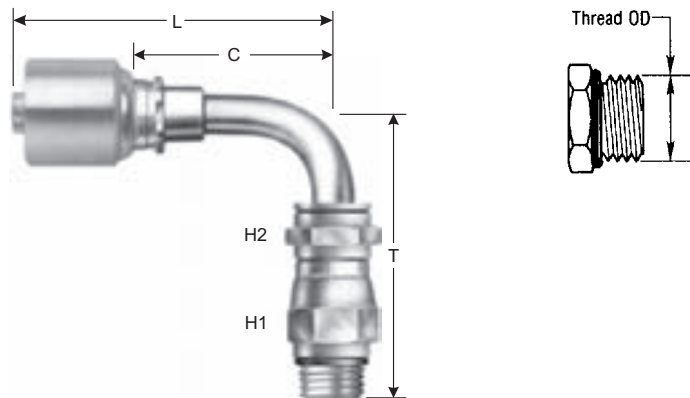
NOTE: Internal O-Rings rated at 250°F (121°C).



Part No.	Descr.	Prod. No.	⊖		🌀	H1	H2	T		L		C		Std. Pack
			"	mm				"	mm	"	mm	"	mm	
STANDARD PACK														
G25133-0404	4G-4MBAX45	7100-17615	1/4	6.4	7/16-20	17.0	17.0	1.42	36.0	3.54	90.0	2.52	64.0	1
G25133-0606	6G-6MBAX45	7100-17715	3/8	9.5	9/16-18	22.0	22.0	1.57	40.0	3.98	101.0	2.88	73.1	1
G25133-0608	6G-8MBAX45	7100-17725	3/8	9.5	3/4-16	22.0	22.0	1.57	40.0	3.98	101.0	2.88	73.1	1
G25133-0808	8G-8MBAX45	7100-17765	1/2	12.7	3/4-16	24.0	24.0	1.81	46.0	4.80	122.0	3.33	84.5	1
G25133-1010	10G-10MBAX45	7100-17815	5/8	15.8	7/8-14	30.0	30.0	1.97	50.0	5.08	129.0	3.62	92.0	1
G25133-1212	12G-12MBAX45	7100-17865	3/4	19.0	1 1/16-12	36.0	36.0	2.20	56.0	5.98	152.0	3.98	101.0	1

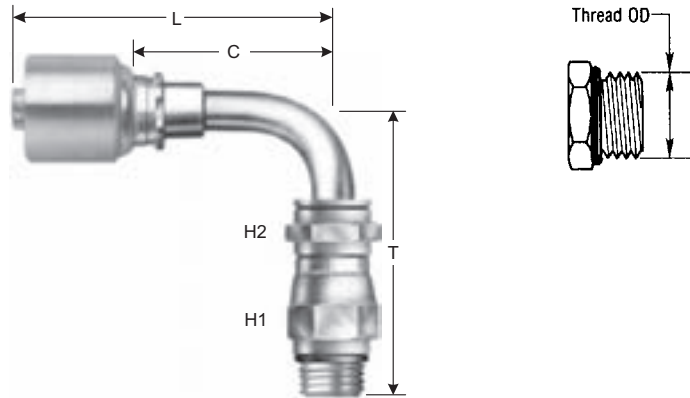
Male O-Ring Boss Adapterless Swivel - 90° Bent Tube

NOTE: Internal O-Rings rated at 250°F (121°C).



Part No.	Descr.	Prod. No.	⊖		🌀	H1	H2	T		L		C		Std. Pack
			"	mm				"	mm	"	mm	"	mm	
STANDARD PACK														
G25135-0404	4G-4MBAX90S	7100-18115	1/4	6.4	7/16-20	17.0	17.0	2.32	59.0	2.68	68.0	1.65	42.0	1
G25135-0606	6G-6MBAX90S	7100-18215	3/8	9.5	9/16-18	22.0	22.0	2.60	66.0	3.07	78.0	1.97	50.1	1
G25135-0608	6G-8MBAX90S	7100-18225	3/8	9.5	3/4-16	22.0	22.0	2.60	66.0	3.07	78.0	1.97	50.1	1
G25135-0808	8G-8MBAX90S	7100-18265	1/2	12.7	3/4-16	24.0	24.0	3.03	77.0	3.80	96.5	2.32	59.0	1
G25135-1010	10G-10MBAX90S	7100-18315	5/8	15.8	7/8-14	30.0	30.0	3.39	86.0	4.19	106.5	2.72	69.0	1
G25135-1012	10G-12MBAX90S	7100-18325	5/8	15.8	1 1/16-12	36.0	36.0	3.82	97.0	4.49	114.0	3.03	77.0	1
G25135-1212	12G-12MBAX90S	7100-18365	3/4	19.0	1 1/16-12	36.0	36.0	3.82	97.0	5.00	127.0	2.99	76.0	1

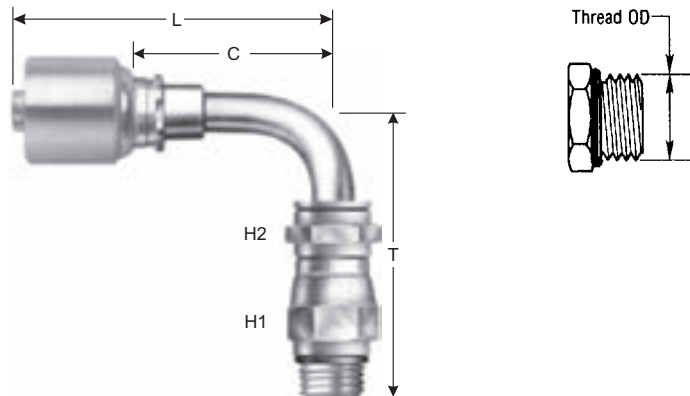
Male O-Ring Boss Adapterless Swivel - 90° Medium Bent Tube



Part No.	Descr.	Prod. No.	⌀			H1	H2	T		L		C		Std. Pack
			"	mm				"	mm	"	mm	"	mm	
STANDARD PACK														
G25134-0404	4G-4MBAX90M	7100-18615	1/4	—	7/16-20	—	—	—	75.0	—	61.0	35.00	—	1
G25134-0606	6G-6MBAX90M	7100-18715	3/8	—	9/16-18	—	—	—	83.0	—	70.0	42.10	—	1
G25134-0808	8G-8MBAX90M	7100-18765	1/2	—	3/4-16	—	—	—	97.0	—	87.5	50.00	—	1
G25134-1010	10G-10MBAX90M	7100-18815	5/8	—	7/8-14	—	—	—	109.0	—	95.5	58.00	—	1
G25134-1212	12G-12MBAX90M	7100-18865	3/4	—	1 1/16-12	—	—	—	122.0	—	114.0	63.00	—	1

Male O-Ring Boss Adapterless Swivel - 90° Long Bent Tube

NOTE: Internal O-Rings rated at 250°F (121°C).



Part No.	Descr.	Prod. No.	⌀			H1	H2	T		L		C		Std. Pack
			"	mm				"	mm	"	mm	"	mm	
STANDARD PACK														
G25136-0404	4G-4MBAX90L	7100-19115	1/4	6.4	7/16-20	17.0	17.0	3.35	85.0	2.40	61.0	1.38	35.0	1
G25136-0606	6G-6MBAX90L	7100-19215	3/8	9.5	9/16-18	22.0	22.0	3.78	96.0	4.09	70.0	3.05	77.5	1
G25136-0808	8G-8MBAX90L	7100-19265	1/2	12.7	3/4-16	24.0	24.0	4.41	112.0	3.44	87.5	1.97	50.0	1
G25136-1010	10G-10MBAX90L	7100-19315	5/8	15.8	7/8-14	30.0	30.0	4.96	126.0	3.76	95.5	2.28	58.0	1
G25136-1212	12G-12MBAX90L	7100-19365	3/4	19.0	1 1/16-12	36.0	36.0	5.63	143.0	4.49	114.0	2.48	63.0	1

EQUIPMENT

HOSE/CPLG. SELECTION

GLOBALSPIRAL COUPLINGS

PCM COUPLINGS

PCS COUPLINGS

PCM/PCS FERRULES

MEGACRIMP COUPLINGS

POWER CRIMP COUPLINGS

FIELD ATTACHABLE G1 & G2 COUPLINGS

LOW PRESSURE COUPLINGS

GLX COUPLINGS

POLARSEAL COUPLINGS

POWER STEERING

PCTS THERMO-PLASTIC COUPLINGS

ADAPTERS

ACCESSORIES

QUICK DISCONNECT COUPLERS

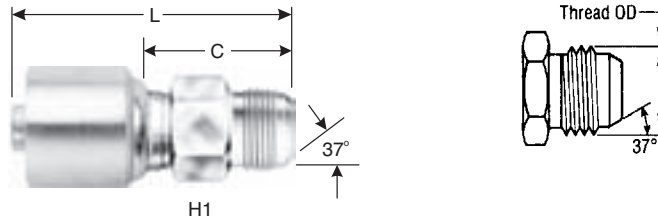
BALL VALVES


ASSEMBLY FABRICATION



MegaCrimp® Couplings

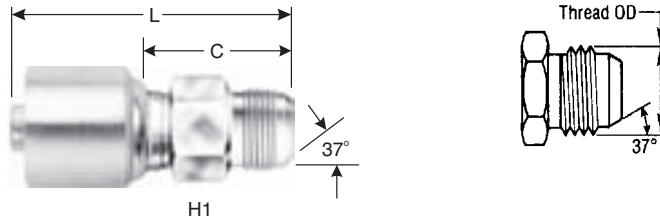
Male JIC 37° Flare English Hex



Part No.	Descr.	Prod. No.	⊖			H1	H2	L		C		Std. Pack
			"	mm				"	mm	"	mm	
STANDARD PACK												
G25165-0404	4GE-4MJ	7100-10635	1/4	6.4	9/16-18	5/8	—	2.19	55.5	1.16	29.5	5
G25165-0405	4GE-5MJ	7100-10645	1/4	6.4	1/2-20	1/2	—	2.19	55.5	1.16	29.5	1
G25165-0406	4GE-6MJ	7100-10825	3/8	6.4	9/16-18	9/16	—	2.20	56.0	1.18	30.0	1
G25165-0505	5GE-5MJ	7100-10665	5/16	7.9	1/2-20	5/16	—	2.20	56.0	1.10	28.0	1
G25165-0506	5GE-6MJ	7100-00665	5/16	7.9	9/16-18	5/8	—	2.26	57.5	1.16	29.5	1
G25165-0606	6GE-6MJ	7100-10675	3/8	9.5	9/16-18	5/8	—	2.26	57.5	1.17	29.6	5
G25165-0608	6GE-8MJ	7100-10835	3/8	9.5	3/4-16	3/4	—	2.40	61.0	1.30	33.1	1
G25165-0610	6GE-10MJ	7100-10845	3/8	9.5	7/8-14	7/8	—	2.52	64.0	1.42	36.1	1
G25165-0810	8GE-10MJ	7100-00715	1/2	12.7	7/8-14	7/8	—	2.78	70.5	1.30	33.0	5
G25165-0812	8GE-12MJ	7100-00725	1/2	12.7	1 1/16-12	1 1/16	—	2.97	75.5	1.50	38.0	1
G25165-1008	10GE-8MJ	7100-00735	5/8	15.8	3/4-16	15/16	—	2.83	72.0	1.36	34.5	1
G25165-1010	10GE-10MJ	7100-00745	5/8	15.8	7/8-14	15/16	—	2.99	76.0	1.52	38.5	1
G25165-1012	10GE-12MJ	7100-00755	5/8	15.8	1 1/16-12	1 1/16	—	2.97	75.5	1.50	38.0	1
G25165-1210	12GE-10MJ	7100-00825	3/4	19.0	7/8-14	1 1/16	—	3.68	93.5	1.67	42.5	1
G25165-1212	12GE-12MJ	7100-00765	3/4	19.0	1 5/16-12	1 1/16	—	3.68	93.0	1.67	42.5	1
G25165-1214	12GE-14MJ	7100-00775	3/4	19.0	1 3/16-12	1 3/16	—	3.58	91.0	1.57	40.0	1
G25165-1216	12GE-16MJ	7100-10785	3/4	19.0	1 5/16-12	1 5/16	—	3.62	92.0	1.61	41.0	1
G25165-1614	16GE-14MJ	7100-00835	1	25.4	1 3/16-12	1 3/8	—	4.09	104.0	1.85	47.2	1
G25165-1616	16GE-16MJ	7100-00795	1	25.4	1 5/16-12	1 3/8	—	4.11	104.5	1.88	47.7	1
G25165-1620	16GE-20MJ	7100-00805	1	25.4	1 5/8-12	1 3/4	—	4.29	109.0	2.06	52.2	1
G25165-2020	20GE-20MJ	7100-00815	1 1/4	31.7	1 5/8-12	1 3/4	—	4.43	112.5	2.07	53.5	1
BULK PACK												
G25165-0404X	4GE-4MJXBULK	7100-1063	1/4	6.4	9/16-18	5/8	—	2.19	55.5	1.16	29.5	150
G25165-0405X	4GE-5MJXBULK	7100-1064	1/4	6.4	1/2-20	1/2	—	2.19	55.5	1.16	29.5	150
G25165-0406X	4GE-6MJXBULK	7100-1082	3/8	6.4	9/16-18	9/16	—	2.20	56.0	1.18	30.0	200
G25165-0606X	6GE-6MJXBULK	7100-1067	3/8	9.5	9/16-18	5/8	—	2.26	57.5	1.17	29.6	250
G25165-0608X	6GE-8MJXBULK	7100-1083	3/8	9.5	3/4-16	3/4	—	2.40	61.0	1.30	33.1	150
G25165-0610X	6GE-10MJXBULK	7100-1084	3/8	9.5	7/8-14	7/8	—	2.52	64.0	1.42	36.1	150
G25165-0810X	8GE-10MJXBULK	7100-0071	1/2	12.7	7/8-14	7/8	—	2.78	70.5	1.30	33.0	125
G25165-0812X	8GE-12MJXBULK	7100-0072	1/2	12.7	1 1/16-12	1 1/16	—	2.97	75.5	1.50	38.0	50
G25165-1008X	10GE-8MJXBULK	7100-0073	5/8	15.8	3/4-16	15/16	—	2.83	72.0	1.36	34.5	100
G25165-1010X	10GE-10MJXBULK	7100-0074	5/8	15.8	7/8-14	15/16	—	2.99	76.0	1.52	38.5	100
G25165-1012X	10GE-12MJXBULK	7100-0075	5/8	15.8	1 1/16-12	1 1/16	—	2.97	75.5	1.50	38.0	50
G25165-1212X	12GE-12MJXBULK	7100-0076	3/4	19.0	1 5/16-12	1 1/16	—	3.68	93.0	1.67	42.5	60
G25165-1214X	12GE-14MJXBULK	7100-0077	3/4	19.0	1 3/16-12	1 3/16	—	3.58	91.0	1.57	40.0	50
G25165-1216X	12GE-16MJXBULK	7100-1078	3/4	19.0	1 5/16-12	1 5/16	—	3.62	92.0	1.61	41.0	50
G25165-1616X	16GE-16MJXBULK	7100-0079	1	25.4	1 5/16-12	1 3/8	—	4.11	104.5	1.88	47.7	30
G25165-2020X	20GE-20MJXBULK	7100-0081	1 1/4	31.7	1 5/8-12	1 3/4	—	4.43	112.5	2.07	53.5	20

NOTE: See also Metric Hex tables.

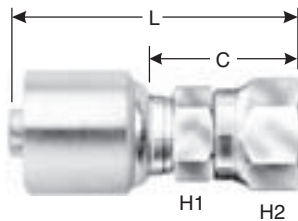
Male JIC 37° Flare Metric Hex



Part No.	Descr.	Prod. No.	⊖		🌀	H1	H2	L		C		Std. Pack
			"	mm		mm	mm	"	mm	"	mm	
STANDARD PACK												
G25165-0808	8G-8MJ	7103-36215	1/2	12.7	3/4-16	22.0	—	2.81	71.5	1.33	34.0	1
BULK PACK												
G25165-0808X	8G-8MJXBULK	7103-3621	1/2	12.7	3/4-16	22.0	—	2.81	71.5	1.33	34.0	125

NOTE: See also English Hex tables.

Female JIC 37° Flare Swivel Metric Hex



Part No.	Descr.	Prod. No.	⊖		🌀	H1	H2	L		C		Std. Pack
			"	mm		mm	mm	"	mm	"	mm	
STANDARD PACK												
G25170-0806	8G-6FJX	7103-09195	1 1/2	12.7	9/16-18	19.0	22.0	—	88.1	1.99	50.6	1
G25170-0808	8G-8FJX	7103-08205	—	—	—	—	—	—	—	—	—	5
G25170-0810	8G-10FJX	7103-08215	1 1/2	12.7	7/8-14	22.0	27.0	—	76.5	1.63	41.3	5
G25170-0812	8G-12FJX	7103-08225	—	—	—	—	—	—	—	—	—	5
BULK PACK												
G25170-0806X	8G-6FJX XBULK	7103-0919	1 1/2	12.7	9/16-18	19.0	22.0	—	88.1	1.99	50.6	125
G25170-0808X	8G-8FJX XBULK	7103-0820	—	—	—	—	—	—	—	—	—	125
G25170-0810X	8G-10FJX XBULK	7103-0821	1 1/2	12.7	7/8-14	22.0	27.0	—	76.5	1.63	41.3	125
G25170-0812X	8G-12FJX XBULK	7103-0822	—	—	—	—	—	—	—	—	—	100

NOTE: See also English Hex tables.

EQUIPMENT

HOSE/CPLG. SELECTION

GLOBALSPIRAL COUPLINGS

PCM COUPLINGS

PCS COUPLINGS

PCM/PCS FERRULES

MEGACRIMP COUPLINGS

POWER CRIMP COUPLINGS

FIELD ATTACHABLE G1 & G2 COUPLINGS

LOW PRESSURE COUPLINGS

GLX COUPLINGS

POLARSEAL COUPLINGS

POWER STEERING

PCTS THERMO-PLASTIC COUPLINGS

ADAPTERS

ACCESSORIES

QUICK DISCONNECT COUPLERS

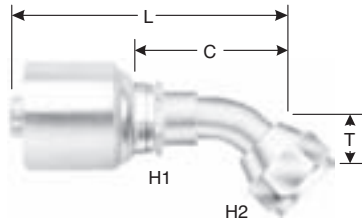
BALL VALVES

ASSEMBLY FABRICATION



EQUIPMENT
HOSE/CPLG. SELECTION
GLOBALSPIRAL COUPLINGS
PCM COUPLINGS
PCS COUPLINGS
PCM/PCS FERRULES
MEGACRIMP COUPLINGS
POWER CRIMP COUPLINGS
FIELD ATTACHABLE G1 & G2 COUPLINGS
LOW PRESSURE COUPLINGS
GLX COUPLINGS
POLARSEAL COUPLINGS
POWER STEERING
PCTS THERMO-PLASTIC COUPLINGS
ADAPTERS
ACCESSORIES
QUICK DISCONNECT COUPLERS
BALL VALVES
ASSEMBLY FABRICATION

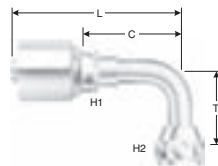
Female JIC 37° Flare Swivel Metric Hex - 45° Bent Tube



Part No.	Descr.	Prod. No.	⊖		🌀	H1	H2	T		L		C		Std. Pack
			"	mm		mm	mm	"	mm	"	mm	"	mm	
STANDARD PACK														
G25175-0606	6G-6FJX45S	7103-46235	—	—	—	—	—	—	—	—	—	—	—	1
G25174-0808	8G-8FJX45	7103-46295	1 1/2	12.7	3/4-16	—	27.0	—	15.0	—	86.9	1.95	49.5	1
BULK PACK														
G25175-0606X	6G-6FJX45SXBULK	7103-4623	—	—	—	—	—	—	—	—	—	—	—	150
G25174-0808X	8G-8FJX45SXBULK	7103-4629	1 1/2	12.7	3/4-16	—	27.0	—	15.0	—	86.9	1.95	49.5	100

NOTE: See also English Hex tables.

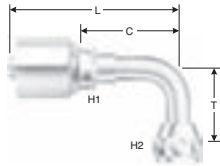
Female JIC 37° Flare Swivel Metric Hex - 90° Short Bent Tube



Part No.	Descr.	Prod. No.	⊖		🌀	H1	H2	T		L		C		Std. Pack
			"	mm		mm	mm	"	mm	"	mm	"	mm	
STANDARD PACK														
G25179-0808	8G-8FJX90S	7103-47285	1 1/2	12.7	3/4-16	—	24.0	—	29.0	—	81.0	1.71	43.5	1
G25179-0810	8G-10FJX90S	7103-47325	1 1/2	12.7	3/4-16	—	27.0	—	32.0	—	93.0	2.70	55.8	1
G25179-0812	8G-12FJX90S	7103-47355	—	—	—	—	—	—	—	—	—	—	—	1
BULK PACK														
G25179-0808X	8G-8FJX90SXBULK	7103-4728	1 1/2	12.7	3/4-16	—	24.0	—	29.0	—	81.0	1.71	43.5	100
G25179-0810X	8G-10FJX90SXBULK	7103-4732	1 1/2	12.7	3/4-16	—	27.0	—	32.0	—	93.0	2.70	55.8	75

NOTE: See also English Hex tables.

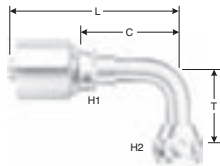
Female JIC 37° Flare Swivel Metric Hex - 90° Medium Bent Tube



Part No.	Descr.	Prod. No.	⊖			H1	H2	T		L		C		Std. Pack
			"	mm				"	mm	"	mm	"	mm	
STANDARD PACK														
G25180-0406	4G-6FJX90M	7103-47135	—	—	—	—	—	—	—	—	—	—	—	1
G25180-0606	6G-6FJX90M	7103-47215	—	—	—	—	—	—	—	—	—	—	—	1
G25180-0808	8G-8FJX90M	7103-47295	1 1/2	12.7	3/4-16	—	24.0	—	41.0	—	77.3	1.57	39.9	1
G25180-0810	8G-10FJX90M	7103-47335	1 1/2	12.7	7/8-14	—	27.0	—	47.0	—	93.3	2.20	55.8	1
BULK PACK														
G25180-0406X	4G-6FJX90MXBULK	7103-4713	—	—	—	—	—	—	—	—	—	—	—	200
G25180-0606X	6G-6FJX90MXBULK	7103-4721	—	—	—	—	—	—	—	—	—	—	—	150
G25180-0808X	8G-8FJX90MXBULK	7103-4729	1 1/2	12.7	3/4-16	—	24.0	—	41.0	—	77.3	1.57	39.9	100
G25180-0810X	8G-10FJX90MXBULK	7103-4733	1 1/2	12.7	7/8-14	—	27.0	—	47.0	—	93.3	2.20	55.8	90

NOTE: See also English Hex tables.

Female JIC 37° Flare Swivel Metric Hex - 90° Long Bent Tube



Part No.	Descr.	Prod. No.
STANDARD PACK		
G25151-0808	8G-8FJX90L	7103-47305
G25181-2020	20G-20FJX90L	7103-41585
BULK PACK		
G25181-0606X	6G-6FJX90L XBULK	7103-4722
G25181-0808X	8G-8FJX90LXBULK	7103-4730

NOTE: See also English Hex tables.

EQUIPMENT

HOSE/CPLG. SELECTION

GLOBALSPIRAL COUPLINGS

PCM COUPLINGS

PCS COUPLINGS

PCM/PCS FERRULES

MEGACRIMP COUPLINGS

POWER CRIMP COUPLINGS

FIELD ATTACHABLE G1 & G2 COUPLINGS

LOW PRESSURE COUPLINGS

GLX COUPLINGS

POLARSEAL COUPLINGS

POWER STEERING

PCTS THERMO-PLASTIC COUPLINGS

ADAPTERS

ACCESSORIES

QUICK DISCONNECT COUPLERS

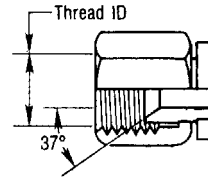
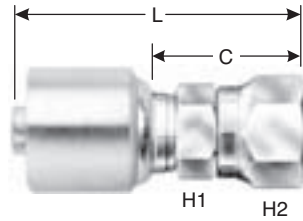
BALL VALVES

ASSEMBLY FABRICATION



MegaCrimp® Couplings

Female JIC 37° Flare Swivel English Hex



Part No.	Descr.	Prod. No.	⌀		W	H1	H2	L		C		Std. Pack
			"	mm				"	mm	"	mm	
STANDARD PACK												
G25170-0404	4GE-4FJX	7100-00875	1/4	6.4	7/16-20	1/2	9/16	2.10	53.4	1.08	27.4	5
G25170-0405	4GE-5FJX	7100-10895	1/4	6.4	1/2-20	1/2	11/16	2.21	56.2	1.19	30.2	5
G25170-0406	4GE-6FJX	7100-10905	1/4	6.4	9/16-18	9/16	3/4	2.22	56.3	1.19	30.2	5
G25170-0505	5GE-5FJX	7100-00935	5/16	7.9	1/2-20	5/8	11/16	2.23	56.7	1.13	28.7	1
G25170-0506	5GE-6FJX	7100-00925	5/16	7.9	9/16-18	5/8	3/4	2.31	58.8	1.21	30.8	1
G25170-0604	6GE-4FJX	7100-10925	1/2	9.5	7/16-20	5/8	9/16	2.30	58.4	1.20	30.5	1
G25170-0605	6GE-5FJX	7100-10935	3/8	9.5	1/2-20	5/8	11/16	2.23	56.7	1.13	28.8	1
G25170-0606	6GE-6FJX	7100-10945	3/8	9.5	9/16-18	5/8	3/4	2.31	58.8	1.19	30.2	5
G25170-0608	6GE-8FJX	7100-10955	3/8	9.5	3/4-16	11/16	7/8	2.48	63.1	1.38	35.1	5
G25170-0610	6GE-10FJX	7100-10965	3/8	9.5	7/8-14	13/16	1 1/16	2.61	66.2	1.50	38.2	1
G25170-0612	6GE-12FJX	7100-10975	3/8	9.5	1 1/16-12	1 1/16	1 1/4	2.81	71.5	1.71	43.5	1
G25170-0816	8GE-16FJX	7100-10985	1/2	12.7	1 5/16-12	1/2	1/16	2.47	62.8	1.44	36.8	1
G25170-1008	10GE-8FJX	7100-01015	5/8	15.8	3/4-16	15/16	7/8	2.90	73.6	1.42	36.1	1
G25170-1010	10GE-10FJX	7100-01025	5/8	15.8	7/8-14	15/16	1 1/16	3.04	77.1	1.56	39.7	5
G25170-1012	10GE-12FJX	7100-01035	5/8	15.8	1 1/16-12	1	1 1/4	3.09	78.5	1.61	41.0	1
G25170-1014	10GE-14FJX	7100-01045	5/8	15.8	1 3/16-12	1 1/8	1 3/8	3.14	79.7	1.66	42.2	1
G25170-1208	12G-8FJX	7100-07155	3/4	19.0	3/4-16	1 1/16	7/8	3.51	89.1	1.44	36.8	1
G25170-1210	12GE-10FJX	7100-01055	3/4	19.0	7/8-14	1 1/16	1 1/16	3.51	89.1	1.50	38.1	1
G25170-1212	12GE-12FJX	7100-01065	3/4	19.0	1 1/16-12	1 1/16	1 1/4	3.68	93.5	1.67	42.5	5
G25170-1214	12GE-14FJX	7100-01075	3/4	19.0	1 3/16-12	1 1/8	1 3/8	3.65	92.7	1.64	41.6	1
G25170-1216	12GE-16FJX	7100-01085	3/4	19.0	1 5/16-12	1 1/4	1 1/2	3.78	96.0	1.77	45.0	1
G25170-1612	16GE-12FJX	7100-01105	1	25.4	1 1/16-12	1 3/8	1 1/4	3.98	101.0	1.74	44.2	1
G25170-1614	16GE-14FJX	7100-01115	1	25.4	1 3/16-12	1 3/8	1 3/8	4.00	101.6	1.77	44.9	1
G25170-1616	16GE-16FJX	7100-01125	1	25.4	1 5/16-12	1 3/8	1 1/2	4.17	106.0	1.94	49.2	1
G25170-1620	16GE-20FJX	7100-01135	1	25.4	1 5/8-12	1 9/16	2	4.33	109.9	2.09	53.1	1
G25170-2020	20GE-20FJX	7100-01145	1 1/4	31.7	1 5/8-12	1 3/4	2	4.60	116.9	2.28	57.9	1
G25170-2024	20GE-24FJX	7100-01155	1 1/4	31.7	1 7/8-12	1 7/8	2 1/4	4.85	123.2	2.53	64.2	1
BULK PACK												
G25170-0404X	4GE-4FJX XBULK	7100-0087	1/4	6.4	7/16-20	1/2	9/16	2.10	53.4	1.08	27.4	325
G25170-0405X	4GE-5FJX XBULK	7100-1089	1/4	6.4	1/2-20	1/2	11/16	2.21	56.2	1.19	30.2	300
G25170-0406X	4GE-6FJX XBULK	7100-1090	1/4	6.4	9/16-18	9/16	3/4	2.22	56.3	1.19	30.2	300
G25170-0506X	5GE-6FJX XBULK	7100-0092	5/16	7.9	9/16-18	5/8	3/4	2.31	58.8	1.21	30.8	150
G25170-0604X	6GE-4FJX XBULK	7100-1092	1/2	9.5	7/16-20	5/8	9/16	2.30	58.4	1.20	30.5	130
G25170-0605X	6GE-5FJX XBULK	7100-1093	3/8	9.5	1/2-20	5/8	11/16	2.23	56.7	1.13	28.8	100
G25170-0606X	6GE-6FJX XBULK	7100-1094	3/8	9.5	9/16-18	5/8	3/4	2.31	58.8	1.19	30.2	250
G25170-0608X	6GE-8FJX XBULK	7100-1095	3/8	9.5	3/4-16	11/16	7/8	2.48	63.1	1.38	35.1	200
G25170-0610X	6GE-10FJX XBULK	7100-1096	3/8	9.5	7/8-14	13/16	1 1/16	2.61	66.2	1.50	38.2	150
G25170-1008X	10GE-8FJX XBULK	7100-0101	5/8	15.8	3/4-16	15/16	7/8	2.90	73.6	1.42	36.1	110
G25170-1010X	10GE-10FJX XBULK	7100-0102	5/8	15.8	7/8-14	15/16	1 1/16	3.04	77.1	1.56	39.7	100
G25170-1012X	10GE-12FJX XBULK	7100-0103	5/8	15.8	1 1/16-12	1	1 1/4	3.09	78.5	1.61	41.0	100
G25170-1210X	12GE-10FJX XBULK	7100-0105	3/4	19.0	7/8-14	1 1/16	1 1/16	3.51	89.1	1.50	38.1	50
G25170-1212X	12GE-12FJX XBULK	7100-0106	3/4	19.0	1 1/16-12	1 1/16	1 1/4	3.68	93.5	1.67	42.5	65

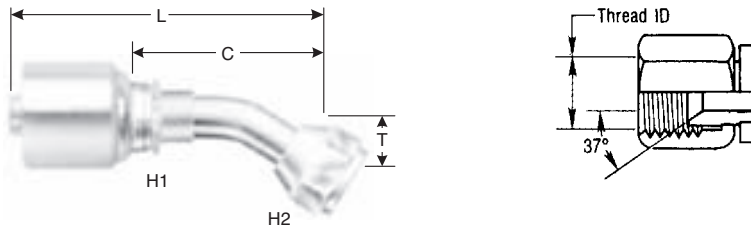
NOTE: See also Metric Hex tables.

Female JIC 37° Flare Swivel English Hex - Cont'd

Part No.	Descr.	Prod. No.	⊖			H1	H2	L		C		Std. Pack
			"	mm				"	mm	"	mm	
G25170-1214X	12GE-14FJX XBULK	7100-0107	3/4	19.0	1 3/16-12	1 1/8	1 3/8	3.65	92.7	1.64	41.6	50
G25170-1216X	12GE-16FJX XBULK	7100-0108	3/4	19.0	1 5/16-12	1 1/4	1 1/2	3.78	96.0	1.77	45.0	50
G25170-1612X	16GE-12FJX XBULK	7100-0110	1	25.4	1 1/16-12	1 3/8	1 1/4	3.98	101.0	1.74	44.2	25
G25170-1614X	16GE-14FJX XBULK	7100-0111	1	25.4	1 3/16-12	1 3/8	1 3/8	4.00	101.6	1.77	44.9	25
G25170-1616X	16GE-16FJX XBULK	7100-0112	1	25.4	1 5/16-12	1 3/8	1 1/2	4.17	106.0	1.94	49.2	35
G25170-1620X	16GE-20FJX XBULK	7100-0113	1	25.4	1 5/8-12	1 9/16	2	4.33	109.9	2.09	53.1	30
G25170-2020X	20GE-20FJX XBULK	7100-0114	1 1/4	31.7	1 5/8-12	1 3/4	2	4.60	116.9	2.28	57.9	20

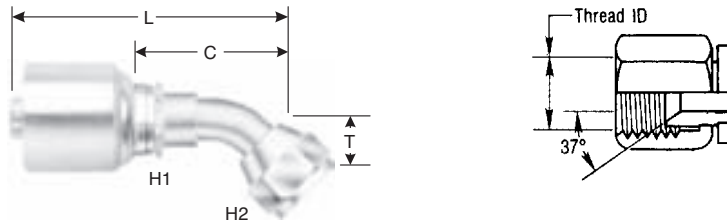
NOTE: See also Metric Hex tables.

Female JIC 37° Flare Swivel - 30° Bent Tube English Hex



Part No.	Descr.	Prod. No.	⊖			H1	H2	T	L		C		Std. Pack	
			"	mm					"	mm	"	mm		
STANDARD PACK														
G25172-1012	10GE-12FJX30-018	7100-01185	5/8	15.8	1 1/16-12	1 1/4	7/8	.70	17.8	4.45	112.4	2.95	74.9	1
G25172-1210	12GE-10FJX30	7100-07125	3/4	19.0	7/8-14	1	1 1/16	.70	17.8	4.45	113.0	2.44	62.0	1

Female JIC 37° Flare Swivel - 45° Bent Tube English Hex



Part No.	Descr.	Prod. No.	⊖			H1	H2	T	L		C		Std. Pack	
			"	mm					"	mm	"	mm		
STANDARD PACK														
G25175-0404	4GE-4FJX45	7100-11215	1/4	6.4	7/16-20	1/2	9/16	.47	11.9	2.28	58.0	1.26	32.0	1
G25175-0405	4GE-5FJX45	7100-11235	1/4	6.4	1/2-20	1/2	5/8	.56	14.2	2.56	65.0	1.54	39.0	1
G25175-0406	4GE-6FJX45	7100-11255	1/4	6.4	9/16-18	1/2	11/16	.56	14.2	2.73	69.4	1.71	43.4	1
G25175-0505	5GE-5FJX45	7100-01265	5/16	7.9	1/2-20	5/8	5/8	.56	14.2	2.60	66.0	1.50	38.0	1
G25175-0506	5GE-6FJX45	7100-01275	5/16	7.9	9/16-18	5/8	11/16	.56	14.2	2.87	73.0	1.77	45.0	1
G25175-0604	6GE-4FJX45	7100-11285	3/8	9.5	7/16-20	5/8	11/16	.56	14.2	2.89	73.4	1.79	45.4	1
G25175-0608	6GE-8FJX45	7100-11325	3/8	9.5	3/4-16	5/8	7/8	.69	17.5	2.88	73.1	1.78	45.2	1
G25175-0810	8GE-10FJX45	7100-01365	1/2	12.7	1-14	13/16	1	.75	19.1	3.62	91.9	2.14	54.4	1
G25175-1010	10GE-10FJX45	7100-01375	5/8	15.9	7/8-14	15/16	1	.75	19.1	3.60	91.5	2.13	54.0	1
G25175-1012	10GE-12FJX45	7100-01385	5/8	15.9	1 1/16-12	15/16	1 1/4	1.06	26.9	4.13	105.0	2.66	67.5	1

EQUIPMENT

HOSE/CPLG. SELECTION

GLOBALSPIRAL COUPLINGS

PCM COUPLINGS

PCS COUPLINGS

PCM/PCS FERRULES

MEGACRIMP COUPLINGS

POWER CRIMP COUPLINGS

FIELD ATTACHABLE G1 & G2 COUPLINGS

LOW PRESSURE COUPLINGS

GLX COUPLINGS

POLARSEAL COUPLINGS

POWER STEERING

PCTS THERMO-PLASTIC COUPLINGS

ADAPTERS

ACCESSORIES

QUICK DISCONNECT COUPLERS

BALL VALVES

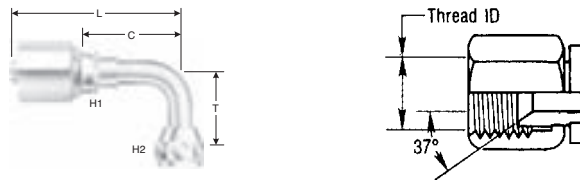
ASSEMBLY FABRICATION



Female JIC 37° Flare Swivel - 45° Bent Tube English Hex - Cont'd

Part No.	Descr.	Prod. No.	⊖			H1		H2		T		L		C		Std. Pack
			"	mm		"	"	"	mm	"	mm	"	mm			
G25175-1210	12GE-10FJX45	7100-01395	3/4	19.0	7/8-14	1 1/16	1	.75	19.1	4.57	116.0	2.56	65.0	1		
G25175-1212	12GE-12FJX45	7100-01415	3/4	19.0	1 1/16-12	1 1/16	1 1/4	1.06	26.9	4.89	124.2	2.88	73.2	1		
G25175-1216	12GE-16FJX45	7100-01425	3/4	19.0	1 5/16-12	1 3/16	1 1/2	1.16	29.5	5.75	146.0	3.74	95.0	1		
G25174-1612	16GE-12FJX45S	7100-01435	1	25.4	1 5/16-1/2	1 3/8	1 1/4	.82	21.0	5.15	131.0	2.92	74.2	1		
G25175-1616	16GE-16FJX45	7100-01455	1	25.4	1 5/16-12	1 3/8	1 1/2	1.16	29.5	5.30	134.6	3.06	77.8	1		
G25175-2020	20GE-20FJX45	7100-01465	1 1/4	31.7	1 5/8-12	1 3/4	2	1.38	35.0	6.65	169.0	4.33	110.0	1		
BULK PACK																
G25175-0404X	4GE-4FJX45XBULK	7100-1121	1/4	6.4	7/16-20	1/2	9/16	.47	11.9	2.28	58.0	1.26	32.0	300		
G25175-0406X	4GE-6FJX45XBULK	7100-1125	1/4	6.4	9/16-18	1/2	11/16	.56	14.2	2.73	69.4	1.71	43.4	265		
G25175-0608X	6GE-8FJX45XBULK	7100-1132	3/8	9.5	3/4-16	5/8	7/8	.69	17.5	2.88	73.1	1.78	45.2	100		
G25175-0810X	8GE-10FJX45XBULK	7100-0136	1/2	12.7	1-14	13/16	1	.75	19.1	3.62	91.9	2.14	54.4	100		
G25175-1010X	10GE-10FJX45XBULK	7100-0137	5/8	15.9	7/8-14	15/16	1	.75	19.1	3.60	91.5	2.13	54.0	100		
G25175-1012X	10GE-12FJX45XBULK	7100-0138	5/8	15.9	1 1/16-12	15/16	1 1/4	1.06	26.9	4.13	105.0	2.66	67.5	50		
G25175-1212X	12GE-12FJX45XBULK	7100-0141	3/4	19.0	1 1/16-12	1 5/16	1 1/4	1.06	26.9	4.89	124.2	2.89	73.2	50		
G25175-1616X	16GE-16FJX45XBULK	7100-0145	1	25.4	1 5/16-12	1 3/8	1 1/2	1.16	29.5	5.30	134.6	3.06	77.8	25		

Female JIC 37° Flare Swivel - 90° Short Bent Tube English Hex



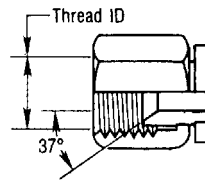
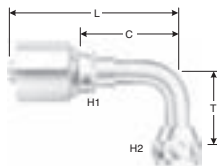
Part No.	Descr.	Prod. No.	⊖			H1		H2		T		L		C		Std. Pack
			"	mm		"	"	"	mm	"	mm	"	mm			
STANDARD PACK																
G25179-0404	4GE-4FJX90S	7100-11475	1/4	6.4	7/16-20	1/2	9/16	.68	17.3	2.26	57.3	1.23	31.3	1		
G25179-0405	4GE-5FJX90S	7100-11505	1/4	6.4	1/2-20	1/2	5/8	.77	19.6	2.32	59.0	1.30	33.0	1		
G25179-0406	4GE-6FJX90S	7100-11535	1/4	6.4	9/16-18	1/2	11/16	.85	21.6	2.52	63.9	1.49	37.9	1		
G25179-0506	5GE-6FJX90S	7100-07235	5/8	7.9	9/16-18	5/8	11/16	.85	21.6	2.67	67.9	1.57	39.9	1		
G25179-0604	6GE-4FJX90S	7100-07305	3/8	9.5	7/16-20	5/8	9/16	.83	21.0	2.37	60.3	1.28	32.4	1		
G25179-0606	6GE-6FJX90S	7100-11565	3/8	9.5	9/16-18	5/8	11/16	.85	21.6	2.36	60.0	1.22	31.0	1		
G25179-0608	6GE-8FJX90S	7100-11595	3/8	9.5	3/4-16	5/8	7/8	1.09	27.7	2.74	69.7	1.65	41.8	1		
G25179-1010	10GE-10FJX90S	7100-01685	5/8	15.8	7/8-14	15/16	1	1.23	31.2	3.37	85.5	1.89	48.0	1		
G25179-1012	10GE-12FJX90S	7100-01695	5/8	15.8	1 1/16-12	15/16	1 1/4	1.82	46.2	3.77	95.8	2.30	58.3	1		
G25179-1212	12GE-12FJX90S	7100-01715	3/4	19.0	1 1/16-12	1 1/16	1 1/4	1.82	46.2	4.26	108.2	2.25	57.2	1		
G25179-1214	12GE-14FJX90S	7100-01745	3/4	19.0	1 3/16-12	1 1/16	34.93	2.00	50.8	4.88	124.0	2.87	73.0	1		
G25179-1216	12GE-16FJX90S	7100-01815	3/4	19.0	1 5/16-12	1 1/16	1 1/2	2.20	56.0	4.60	117.0	2.60	66.0	1		
G25179-1616	16GE-16FJX90S	7100-01765	1	25.4	1 5/16-12	1 3/8	1 1/2	2.23	56.6	5.11	129.9	2.88	73.1	1		
G25179-1620	16GE-20FJX90S	7100-07205	1	25.4	1 5/8-12	1 3/8	2	2.95	75.0	6.57	167.0	4.34	110.2	1		
BULK PACK																
G25179-0404X	4GE-4FJX90SXBULK	7100-1147	1/4	6.4	7/16-20	1/2	9/16	.68	17.3	2.26	57.3	1.23	31.3	300		
G25179-0405X	4GE-5FJX90SXBULK	7100-1150	1/4	6.4	1/2-20	1/2	5/8	.77	19.6	2.32	59.0	1.30	33.0	125		
G25179-0406X	4GE-6FJX90SXBULK	7100-1153	1/4	6.4	9/16-18	1/2	11/16	.85	21.6	2.52	63.9	1.49	37.9	260		
G25179-0606X	6GE-6FJX90SXBULK	7100-1156	3/8	9.5	9/16-18	5/8	11/16	.85	21.6	2.36	60.0	1.22	31.0	200		
G25179-0608X	6GE-8FJX90SXBULK	7100-1159	3/8	9.5	3/4-16	5/8	7/8	1.09	27.7	2.74	69.7	1.65	41.8	25		
G25179-1010X	10GE-10FJX90SXBULK	7100-0168	5/8	15.8	7/8-14	15/16	1	1.23	31.2	3.37	85.5	1.89	48.0	80		



Female JIC 37° Flare Swivel - 90° Short Bent Tube English Hex - Cont'd

Part No.	Descr.	Prod. No.	⊖			H1	H2	T		L		C		Std. Pack
			"	mm				"	mm	"	mm	"	mm	
G25179-1012X	10GE-12FJX90SXBULK	7100-0169	5/8	15.8	1 1/16-12	15/16	1 1/4	1.82	46.2	3.77	95.8	2.30	58.3	25
G25179-1212X	12GE-12FJX90SXBULK	7100-0171	3/4	19.0	1 1/16-12	1 1/16	1 1/4	1.82	46.2	4.26	108.2	2.25	57.2	45
G25179-1214X	12GE-14FJX90SXBULK	7100-0174	3/4	19.0	1 3/16-12	1 1/16	34.93	2.00	50.8	4.88	124.0	2.87	73.0	40
G25179-1216X	12GE-16FJX90SXBULK	7100-0181	3/4	19.0	1 5/16-12	1 1/16	1 1/2	2.20	56.0	4.60	117.0	2.60	66.0	30
G25179-1616X	16GE-16FJX90SXBULK	7100-0176	1	25.4	1 5/16-12	1 3/8	1 1/2	2.23	56.6	5.11	129.9	2.88	73.1	25

Female JIC 37° Flare Swivel - 90° Medium Bent Tube English Hex



Part No.	Descr.	Prod. No.	⊖			H1	H2	T		L		C		Std. Pack
			"	mm				"	mm	"	mm	"	mm	
STANDARD PACK														
G25180-0404	4GE-4FJX90M	7100-11485	1/4	6.4	7/16-20	1/2	9/16	.88	22.4	2.06	52.2	1.03	26.2	1
G25180-0405	4GE-5FJX90M	7100-11515	1/4	6.4	1/2-20	1/2	5/8	1.13	28.7	2.17	55.2	1.15	29.2	1
G25180-0506	5GE-6FJX90M	7100-01555	5/16	7.9	9/16-18	5/8	11/16	1.13	28.7	2.52	64.0	1.42	36.0	1
G25180-0608	6GE-8FJX90M	7100-11605	3/8	9.5	3/4-16	5/8	7/8	1.38	35.1	2.54	64.4	1.44	36.5	1
G25180-0610	6GE-10FJX90M	7100-07215	3/8	9.5	7/8-14	5/8	1	1.75	44.5	2.78	70.5	1.67	42.5	1
G25180-1010	10GE-10FJX90M	7100-01705	5/8	15.8	7/8-14	15/16	1	1.75	44.5	3.19	81.0	1.71	43.5	1
G25180-1012	10GE-12FJX90M	7100-07145	5/8	15.8	1 3/16-12	15/16	1 1/4	2.06	52.3	3.35	85.0	1.87	47.5	1
G25180-1210	12GE-10FJX90M	7100-07195	3/4	19.0	7/8-14	1 1/16	1	1.75	44.5	3.78	96.0	1.77	45.0	1
G25180-1212	12GE-12FJX90M	7100-01725	3/4	19.0	1 1/16-12	1 1/16	1 1/4	2.06	52.3	3.83	97.2	1.82	46.2	1
G25180-1616	16GE-16FJX90M	7100-02075	1	25.4	1 5/16-12	1 3/8	1 1/2	2.62	66.5	4.52	114.9	2.29	58.1	1
G25180-2020	20GE-20FJX90M	7100-01795	1 1/4	31.7	1 5/8-12	1 3/4	2	3.50	88.9	5.43	138.0	3.11	79.0	1
BULK PACK														
G25180-0404X	4GE-4FJX90MXBULK	7100-1148	1/4	6.4	7/16-20	1/2	9/16	.88	22.4	2.06	52.2	1.03	26.2	275
G25180-0405X	4GE-5FJX90MXBULK	7100-1151	1/4	6.4	1/2-20	1/2	5/8	1.13	28.7	2.17	55.2	1.15	29.2	300
G25180-0608X	6GE-8FJX90MXBULK	7100-1160	3/8	9.5	3/4-16	5/8	7/8	1.38	35.1	2.54	64.4	1.44	36.5	25
G25180-1010X	10GE-10FJX90MXBULK	7100-0170	5/8	15.8	7/8-14	15/16	1	1.75	44.5	3.19	81.0	1.71	43.5	80
G25180-1212X	12GE-12FJX90MXBULK	7100-0172	3/4	19.0	1 1/16-12	1 1/16	1 1/4	2.06	52.3	3.83	97.2	1.82	46.2	40
G25180-1616X	16GE-16FJX90MXBULK	7100-0207	1	25.4	1 5/16-12	1 3/8	1 1/2	2.62	66.5	4.52	114.9	2.29	58.1	25
G25180-2020X	20GE-20FJX90MXBULK	7100-0179	1 1/4	31.7	1 5/8-12	1 3/4	2	3.50	88.9	5.43	138.0	3.11	79.0	15

EQUIPMENT

HOSE/CPLG. SELECTION

GLOBALSPIRAL COUPLINGS

PCM COUPLINGS

PCS COUPLINGS

PCM/PCS FERRULES

MEGACRIMP COUPLINGS

POWER CRIMP COUPLINGS

FIELD ATTACHABLE G1 & G2 COUPLINGS

LOW PRESSURE COUPLINGS

GLX COUPLINGS

POLARSEAL COUPLINGS

POWER STEERING

PCTS THERMO-PLASTIC COUPLINGS

ADAPTERS

ACCESSORIES

QUICK DISCONNECT COUPLERS

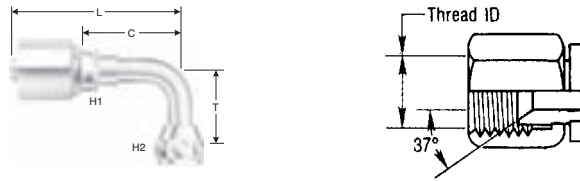
BALL VALVES

ASSEMBLY FABRICATION



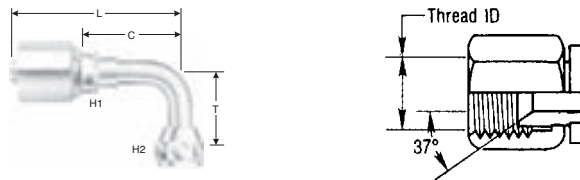
MegaCrimp® Couplings

Female JIC 37° Flare Swivel - 90° Long Bent Tube English Hex



Part No.	Descr.	Prod. No.	⊖		🌀	H1	H2	T		L		C		Std. Pack
			"	mm				"	mm	"	mm	"	mm	
STANDARD PACK														
G25181-0404	4GE-4FJX90L	7100-11495	1/4	6.4	7/16-20	1/2	9/16	1.80	45.7	2.06	52.2	1.03	26.2	1
G25181-0405	4GE-5FJX90L	7100-11525	1/4	6.4	1/2-20	1/2	5/8	1.79	45.7	2.17	55.2	1.15	29.2	1
G25181-0406	4GE-6FJX90L	7100-11555	1/4	6.4	9/16-18	1/2	11/16	2.13	54.0	2.80	71.0	1.77	45.0	1
G25181-0604	6GE-4FJX90L	7100-07325	3/8	9.5	7/16-20	5/8	9/16	1.81	46.0	2.21	56.2	1.11	28.3	1
G25181-0606	6GE-6FJX90L	7100-11585	3/8	9.5	9/16-18	5/8	11/16	2.18	55.4	2.60	66.0	1.50	38.1	1
G25181-0608	6GE-8FJX90L	7100-11615	3/8	9.5	3/4-16	5/8	7/8	2.43	61.7	2.54	64.4	1.44	36.5	1
G25181-0810	8GE-10FJX90L	7100-01675	1/2	12.7	7/8-14	1	1	2.57	65.3	3.15	80.1	1.68	42.7	1
G25181-1010	10GE-10FJX90L	7100-07175	5/8	15.8	7/8-14	15/16	1	2.57	65.3	3.19	81.0	1.71	43.5	1
G25181-1012	10GE-12FJX90L	7100-07245	5/8	15.8	1 1/16-12	15/16	1 1/4	3.78	96.0	3.35	85.0	1.87	47.5	1
G25181-1212	12GE-12FJX90L	7100-01735	3/4	19.0	1 1/16-12	1 1/16	1 1/4	3.73	94.7	3.83	97.2	1.82	46.2	1
G25181-1214	12GE-14FJX90L	7100-01755	3/4	19.0	1 3/16-12	1 1/16	1 3/8	3.93	99.8	4.13	105.0	2.13	54.0	1
G25181-1616	16GE-16FJX90L	7100-02085	1	25.4	1 5/16-12	1 3/8	1 1/2	4.33	110.0	4.52	114.9	2.29	58.1	1
BULK PACK														
G25181-0404X	4GE-4FJX90LXBULK	7100-1149	1/4	6.4	7/16-20	1/2	9/16	1.80	45.7	2.06	52.2	1.03	26.2	290
G25181-0405X	4GE-5FJX90LXBULK	7100-1152	1/4	6.4	1/2-20	1/2	5/8	1.79	45.7	2.17	55.2	1.15	29.2	200
G25181-0406X	4GE-6FJX90LXBULK	7100-1155	1/4	6.4	9/16-18	1/2	11/16	2.13	54.0	2.80	71.0	1.77	45.0	150
G25181-0608X	6GE-8FJX90LXBULK	7100-1161	3/8	9.5	3/4-16	5/8	7/8	2.43	61.7	2.54	64.4	1.44	36.5	140
G25181-0810X	8GE-10FJX90LXBULK	7100-0167	1/2	12.7	7/8-14	1	1	2.57	65.3	3.15	80.1	1.68	42.7	80
G25181-1010X	10GE-10FJX90LXBULK	7100-0717	5/8	15.8	7/8-14	15/16	1	2.57	65.3	3.19	81.0	1.71	43.5	75
G25181-1012X	10GE-12FJX90LXBULK	7100-0724	5/8	15.8	1 1/16-12	15/16	1 1/4	3.78	96.0	3.35	85.0	1.87	47.5	50
G25181-1212X	12GE-12FJX90LXBULK	7100-0173	3/4	19.0	1 1/16-12	1 1/16	1 1/4	3.73	94.7	3.83	97.2	1.82	46.2	40
G25181-1616X	16GE-16FJX90LXBULK	7100-0208	1	25.4	1 5/16-12	1 3/8	1 1/2	4.33	110.0	4.52	114.9	2.29	58.1	20

Female JIC 37° Flare Swivel - 90° Extra Long Bent Tube English Hex

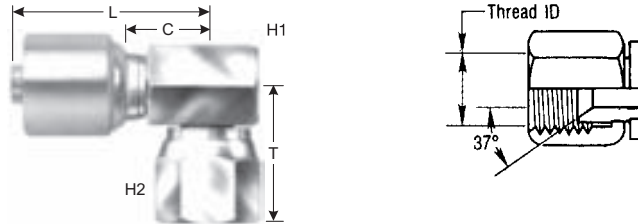


Part No.	Descr.	Prod. No.	⊖		🌀	H1	H2	T		L		C		Std. Pack
			"	mm				"	mm	"	mm	"	mm	
STANDARD PACK														
G25183-0810	8GE-10FJX90-089	7100-01805	1/2	12.7	7/8-14	13/16	1	3.50	89.0	3.65	92.8	2.18	55.3	1
G25183-1216	12GE-16FJX90-074	7100-11705	3/4	19.0	1 5/16-12	1 3/8	1 1/2	2.91	74.0	4.77	121.3	2.77	70.3	1
G25183-2020	20GE-20FJX90-070	7100-07255	1 1/4	31.7	1 1/4	1 3/4	2	2.75	70.0	6.22	158.0	3.90	99.0	1

Female JIC 37° Flare Swivel - 90° Extra Long Bent Tube English Hex - Cont'd

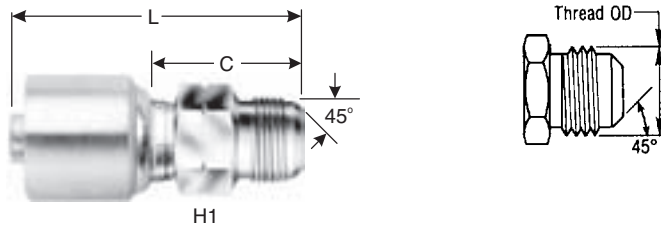
Part No.	Descr.	Prod. No.	⊖			H1	H2	T		L		C		Std. Pack
			"	mm		"	"	"	mm	"	mm	"	mm	
BULK PACK														
G25183-1216X	12GE-16FJX90-074XBULK	7100-1170	3/4	19.0	1 5/16-12	1 3/8	1 1/2	2.91	74.0	4.77	121.3	2.77	70.3	25

Female JIC 37° Flare Swivel - 90° Block English Hex



Part No.	Descr.	Prod. No.	⊖			H1	H2	T		L		C		Std. Pack
			"	mm		"	"	"	mm	"	mm	"	mm	
STANDARD PACK														
G25187-1216	12GE-16FJX90BL	7101-50545	3/4	19.0	1 5/16-12	1 3/8	1 1/2	2.09	53.2	3.74	95.0	1.76	44.0	1

Male SAE 45° Flare



Part No.	Descr.	Prod. No.	⊖			H1	H2	L		C		Std. Pack
			"	mm		"	"	"	mm	"	mm	
STANDARD PACK												
G25195-0404	4G-4MS	7100-11815	1/4	6.4	7/16-20	1/2	—	2.11	53.5	1.08	27.5	1
G25195-0405	4G-5MS	7100-11825	1/4	6.4	1/2-20	1/2	—	2.16	54.8	1.13	28.8	1
G25195-0606	6G-6MS	7100-11835	3/8	9.5	5/8-18	5/8	—	2.28	58.0	1.19	30.1	1
G25195-0608	6G-8MS	7100-11845	3/8	9.5	3/4-16	11/16	—	2.42	61.4	1.32	33.4	1
G25195-0808	8G-8MS	7100-01855	1/2	12.7	3/4-16	13/16	—	2.78	70.5	1.30	33.0	1
G25195-0810	8G-10MS	7100-01865	1/2	12.7	7/8-14	7/8	—	2.89	73.5	1.42	36.0	1
G25195-1212	12G-12MS	7100-01875	3/4	19.0	1 1/16-14	1 1/16	—	3.78	96.0	1.77	45.0	1
BULK PACK												
G25195-0606X	6G-6MSXBULK	7100-1183	3/8	9.5	5/8-18	5/8	—	2.28	58.0	1.19	30.1	150
G25195-1212X	12G-12MSXBULK	7100-0187	3/4	19.0	1 1/16-14	1 1/16	—	3.78	96.0	1.77	45.0	60

EQUIPMENT

HOSE/CPLG. SELECTION

GLOBALSPIRAL COUPLINGS

PCM COUPLINGS

PCS COUPLINGS

PCM/PCS FERRULES

MEGACRIMP COUPLINGS

POWER CRIMP COUPLINGS

FIELD ATTACHABLE G1 & G2 COUPLINGS

LOW PRESSURE COUPLINGS

GLX COUPLINGS

POLARSEAL COUPLINGS

POWER STEERING

PCTS THERMO-PLASTIC COUPLINGS

ADAPTERS

ACCESSORIES

QUICK DISCONNECT COUPLERS

BALL VALVES

ASSEMBLY FABRICATION



MegaCrimp® Couplings

EQUIPMENT

HOSE/CPLG. SELECTION

GLOBALSPIRAL COUPLINGS

PCM COUPLINGS

PCS COUPLINGS

PCM/PCS FERRULES

MEGACRIMP COUPLINGS

POWER CRIMP COUPLINGS

FIELD ATTACHABLE G1 & G2 COUPLINGS

LOW PRESSURE COUPLINGS

GLX COUPLINGS

POLARSEAL COUPLINGS

POWER STEERING

PCTS THERMO-PLASTIC COUPLINGS

ADAPTERS

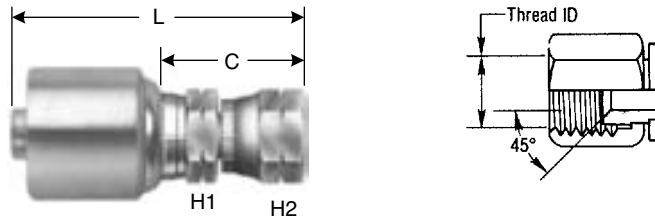
ACCESSORIES

QUICK DISCONNECT COUPLERS

BALL VALVES

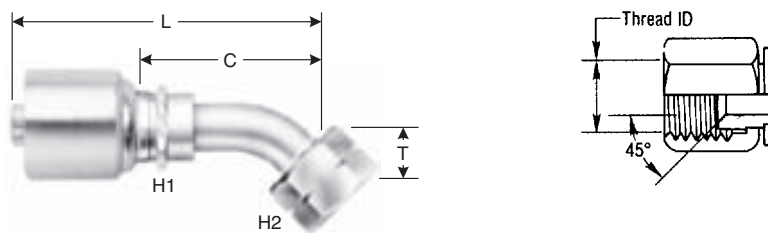
ASSEMBLY FABRICATION

Female SAE 45° Flare Swivel



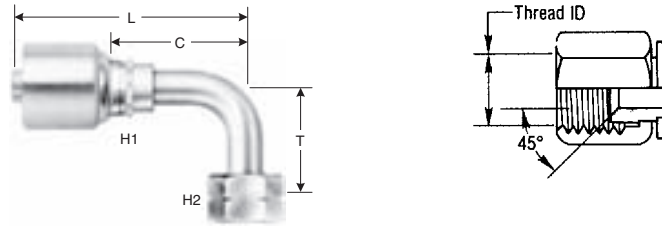
Part No.	Descr.	Prod. No.	⌀		W	H1	H2	L		C		Std. Pack
			"	mm				"	mm	"	mm	
STANDARD PACK												
G25200-0404	4G-4FSX	7100-11885	1/4	6.4	7/16-20	1/2	9/16	2.24	57.0	1.22	31.0	1
G25200-0405	4G-5FSX	7100-11895	1/4	6.4	1/2-20	1/2	11/16	2.21	56.2	1.19	30.2	1
G25200-0406	4G-6FSX	7100-11905	1/4	6.4	5/8-18	5/8	3/4	2.31	58.7	1.28	32.6	1
G25200-0506	5G-6FSX	7100-11935	5/16	7.9	5/8-18	5/8	3/4	2.44	62.1	1.34	34.1	1
G25200-0606	6G-6FSX	7100-11915	3/8	9.5	5/8-18	5/8	3/4	2.45	62.1	1.35	34.2	5
G25200-0608	6G-8FSX	7100-11925	3/8	9.5	3/4-16	11/16	7/8	2.48	63.1	1.38	35.1	1
G25200-0808	8G-8FSX	7100-01935	1/2	12.7	3/4-16	13/16	7/8	2.82	71.6	1.34	34.1	1
G25200-0810	8G-10FSX	7100-01945	1/2	12.7	7/8-14	13/16	1 1/16	2.99	75.9	1.51	38.4	1
G25200-1212	12G-12FSX	7100-01955	3/4	19.0	1 1/16-14	1 1/16	1 1/4	3.68	93.5	1.67	42.5	1
BULK PACK												
G25200-0404X	4G-4FSX XBULK	7100-1188	1/4	6.4	7/16-20	1/2	9/16	2.24	57.0	1.22	31.0	170
G25200-0406X	4G-6FSX XBULK	7100-1190	1/4	6.4	5/8-18	5/8	3/4	2.31	58.7	1.28	32.6	50
G25200-0606X	6G-6FSX XBULK	7100-1191	3/8	9.5	5/8-18	5/8	3/4	2.45	62.1	1.35	34.2	200
G25200-0608X	6G-8FSX XBULK	7100-1192	3/8	9.5	3/4-16	11/16	7/8	2.48	63.1	1.38	35.1	150
G25200-0808X	8G-8FSX XBULK	7100-0193	1/2	12.7	3/4-16	13/16	7/8	2.82	71.6	1.34	34.1	140
G25200-0810X	8G-10FSX XBULK	7100-0194	1/2	12.7	7/8-14	13/16	1 1/16	2.99	75.9	1.51	38.4	100
G25200-1212X	12G-12FSX XBULK	7100-0195	3/4	19.0	1 1/16-14	1 1/16	1 1/4	3.68	93.5	1.67	42.5	50

Female SAE 45° Flare Swivel - 45° Bent Tube



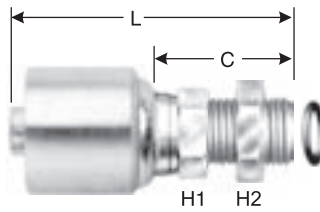
Part No.	Descr.	Prod. No.	⌀		W	H1	H2	T		L		C		Std. Pack
			"	mm				"	mm	"	mm	"	mm	
STANDARD PACK														
G25202-0404	4G-4FSX45	7100-11965	1/4	6.4	7/16-20	1/2	1 9/16	.33	8.4	2.34	59.5	1.32	33.5	1
G25202-0405	4G-5FSX45-009	7100-01965	1/4	6.4	1/2-20	5/8	1 1/6	.36	9.1	2.63	66.9	1.61	40.9	1
G25202-0606	6G-6FSX45	7100-11995	3/8	9.5	5/8-18	5/8	3/4	.39	9.9	2.74	69.5	1.64	41.6	1
G25202-0608	6G-8FSX45-014	7100-02035	3/8	9.5	3/4-16	5/8	7/8	.55	14.0	3.46	87.8	2.36	59.9	1
G25202-0808	8G-8FSX45	7100-02015	1/2	12.7	3/4-16	13/16	7/8	.55	14.0	3.31	84.0	1.83	46.5	1
G25202-0810	8G-10FSX45-016	7100-02055	1/2	12.7	7/8-14	13/16	1	.75	19.1	3.66	93.1	2.19	55.6	1
G25202-1212	12G-12FSX45	7100-02045	3/4	19.1	1 1/16-14	1 1/16	1 1/4	.78	19.8	4.37	111.0	2.36	60.0	1
BULK PACK														
G25202-0810X	8G-10FSX45XBULK	7100-0202	1/2	12.7	7/8-14	13/16	1	.75	19.1	3.66	93.1	2.19	55.6	100

Female SAE 45° Flare Swivel - 90° Bent Tube



Part No.	Descr.	Prod. No.	⊖		🌀	H1	H2	T		L		C		Std. Pack
			"	mm				"	mm	"	mm	"	mm	
STANDARD PACK														
G25205-0404	4G-4FSX90	7100-12055	1/4	6.4	7/16-20	1/2	9/16	1.24	31.5	2.05	52.0	1.02	26.0	1
G25205-0405	4G-5FSX90-046	7100-01985	1/4	6.4	1/2-20	1/2	5/8	.85	21.6	2.47	62.8	1.45	36.8	1
G25204-0506	5G-6FSX90-022	7100-02005	5/16	7.9	5/8-18	5/8	3/4	.85	2.2	2.77	70.4	1.67	42.4	1
G25205-0606	6G-6FSX90	7100-12105	3/8	9.5	5/8-18	5/8	3/4	1.52	38.5	2.36	60.0	1.26	32.1	1
G25206-0606	6G-6FSX90-055	7100-01995	3/8	9.5	5/8-18	5/8	3/4	2.18	55.4	2.83	71.8	1.73	43.9	1
G25205-0608	6G-8FSX90	7100-02125	3/8	9.5	3/4-16	5/8	7/8	1.75	44.5	2.50	63.5	1.40	35.6	1
G25205-0808	8G-8FSX90	7100-02135	1/2	12.7	3/4-16	13/16	7/8	1.75	44.5	2.93	74.5	1.46	37.0	1
G25204-0810	8G-10FSX90-031	7100-02065	1/2	12.7	7/8-14	13/16	1	1.23	31.2	3.29	83.5	1.81	46.0	1
G25205-1212	12G-12FSX90	7100-02185	3/4	19.0	1 1/16-14	1 1/16	1 1/4	2.78	70.5	3.94	100.0	1.93	49.0	1
BULK PACK														
G25205-0606X	6G-6FSX90XBULK	7100-1210	3/8	9.5	5/8-18	5/8	3/4	1.52	38.5	2.36	60.0	1.26	32.1	150

Male Flat-Face O-Ring Bulk Head Long Nose



Part No.	Descr.	Prod. No.	⊖		🌀	H1	H2	L		C		Std. Pack
			"	mm				"	mm	"	mm	
STANDARD PACK												
G25226-0808	8G-8MFFORBKHDLN	7101-50565	1/2	12.7	13/16-16	1 1/8	1 1/8	3.55	90.2	2.07	52.6	1

EQUIPMENT

HOSE/CPLG. SELECTION

GLOBALSPIRAL COUPLINGS

PCM COUPLINGS

PCS COUPLINGS

PCM/PCS FERRULES

MEGACRIMP COUPLINGS

POWER CRIMP COUPLINGS

FIELD ATTACHABLE G1 & G2 COUPLINGS

LOW PRESSURE COUPLINGS

GLX COUPLINGS

POLARSEAL COUPLINGS

POWER STEERING

PCTS THERMO-PLASTIC COUPLINGS

ADAPTERS

ACCESSORIES

QUICK DISCONNECT COUPLERS

BALL VALVES

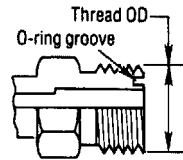
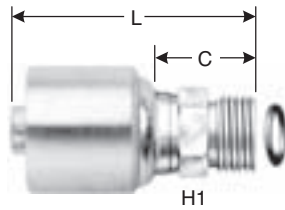
ASSEMBLY FABRICATION




MegaCrimp® Couplings

Male Flat-Face O-Ring Metric Hex

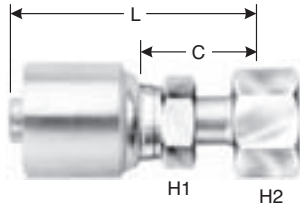
SAE J1453 Captive O-Ring Groove for Improved O-Ring Retention.



Part No.	Descr.	Prod. No.	Ø			H1	H2	L		C		Std. Pack
			"	mm		mm	mm	"	mm	"	mm	
STANDARD PACK												
G25225-0404	4G-4MFFOR	7104-16045	1/4	6.4	9/16-18	17.0	—	1.91	48.5	.89	22.5	1
G25225-0406	4G-6MFFOR	7104-16055	1/4	6.4	11/16-16	19.0	—	2.13	54.0	1.10	28.0	1
G25225-0506	5G-6MFFOR	7104-16065	5/16	7.9	11/16-16	19.0	—	2.20	56.0	1.10	28.0	1
G25225-0606	6G-6MFFOR	7104-16075	3/8	9.5	11/16-16	19.0	—	2.20	56.0	1.11	28.1	1
G25225-0608	6G-8MFFOR	7104-16085	3/8	9.5	13/16-16	22.0	—	2.32	59.0	1.22	31.1	1
G25225-0610	6G-10MFFOR	7104-16095	3/8	9.5	1-14	27.0	—	2.52	64.0	1.42	36.1	1
G25225-0808	8G-8MFFOR	7104-16115	1/2	12.7	13/16-16	22.0	—	2.69	68.2	1.21	30.7	1
G25225-0810	8G-10MFFOR	7104-16125	1/2	12.7	1-14	27.0	—	2.87	73.0	1.40	35.5	1
G25225-0812	8G-12MFFOR	7104-16135	1/2	12.7	1 3/16-12	32.0	—	3.01	76.5	1.53	39.0	1
G25225-1010	10G-10MFFOR	7104-16155	5/8	15.8	1-14	27.0	—	2.70	68.5	1.22	31.0	1
G25225-1012	10G-12MFFOR	7104-16165	5/8	15.8	1 3/16-12	32.0	—	2.83	72.0	1.36	34.5	1
G25225-1212	12G-12MFFOR	7104-16185	3/4	19.0	1 3/16-12	32.0	—	3.54	90.0	1.54	39.0	1
G25225-1216	12G-16MFFOR	7104-16195	3/4	19.0	1 7/16-12	41.0	—	3.74	95.0	1.73	44.0	1
G25225-1616	16G-16MFFOR	7104-16215	1	25.4	1 7/16-12	41.0	—	4.02	102.0	1.78	45.2	1
G25225-1620	16G-20MFFOR	7104-16225	1	25.4	1 11/16-12	46.0	—	4.13	105.0	1.90	48.2	1
G25225-2020	20G-20MFFOR	7104-16245	1 1/4	31.7	1 11/16-12	46.0	—	4.29	109.0	1.97	50.0	1
BULK PACK												
G25225-0404X	4G-4MFFORXBULK	7104-1604	1/4	6.4	9/16-18	17.0	—	1.91	48.5	.89	22.5	200
G25225-0406X	4G-6MFFORXBULK	7104-1605	1/4	6.4	11/16-16	19.0	—	2.13	54.0	1.10	28.0	150
G25225-0606X	6G-6MFFORXBULK	7104-1607	3/8	9.5	11/16-16	19.0	—	2.20	56.0	1.11	28.1	215
G25225-0608X	6G-8MFFORXBULK	7104-1608	3/8	9.5	13/16-16	22.0	—	2.32	59.0	1.22	31.1	175
G25225-0610X	6G-10MFFORXBULK	7104-1609	3/8	9.5	1-14	27.0	—	2.52	64.0	1.42	36.1	75
G25225-0808X	8G-8MFFORXBULK	7104-1611	1/2	12.7	13/16-16	22.0	—	2.69	68.2	1.21	30.7	100
G25225-0810X	8G-10MFFORXBULK	7104-1612	1/2	12.7	1-14	27.0	—	2.87	73.0	1.40	35.5	100
G25225-1010X	10G-10MFFORXBULK	7104-1615	5/8	15.8	1-14	27.0	—	2.70	68.5	1.22	31.0	50
G25225-1012X	10G-12MFFORXBULK	7104-1616	5/8	15.8	1 3/16-12	32.0	—	2.83	72.0	1.36	34.5	50
G25225-1212X	12G-12MFFORXBULK	7104-1618	3/4	19.0	1 3/16-12	32.0	—	3.54	90.0	1.54	39.0	50
G25225-1216X	12G-16MFFORXBULK	7104-1619	3/4	19.0	1 7/16-12	41.0	—	3.74	95.0	1.73	44.0	30
G25225-1616X	16G-16MFFORXBULK	7104-1621	1	25.4	1 7/16-12	41.0	—	4.02	102.0	1.78	45.2	25
G25225-2020X	20G-20MFFORXBULK	7104-1624	1 1/4	31.7	1 11/16-12	46.0	—	4.29	109.0	1.97	50.0	25

- EQUIPMENT
- HOSE/CPLG. SELECTION
- GLOBALSPIRAL COUPLINGS
- PCM COUPLINGS
- PCS COUPLINGS
- PCM/PCS FERRULES
- MEGACRIMP COUPLINGS
- POWER CRIMP COUPLINGS
- FIELD ATTACHABLE G1 & G2 COUPLINGS
- LOW PRESSURE COUPLINGS
- GLX COUPLINGS
- POLARSEAL COUPLINGS
- POWER STEERING
- PCTS THERMO-PLASTIC COUPLINGS
- ADAPTERS
- ACCESSORIES
- QUICK DISCONNECT COUPLERS
- BALL VALVES
- ASSEMBLY FABRICATION

Female Flat-Face O-Ring Swivel Metric Hex

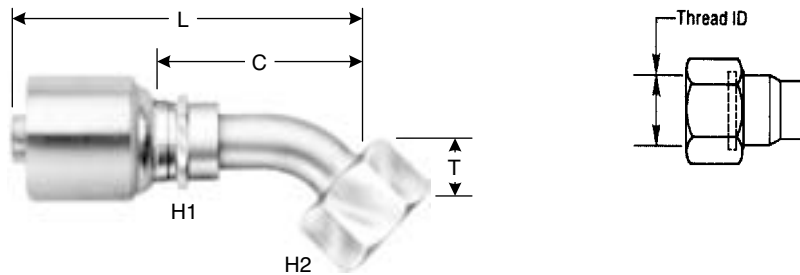


Part No.	Descr.	Prod. No.	⌀			H1	H2	L		C		Std. Pack
			"	mm		mm	mm	"	mm	"	mm	
STANDARD PACK												
G25230-0408	4G-8FFORX	7104-19065	1/4	6.4	13/16-16	17.0	24.0	3.90	96.7	2.88	70.7	1
G25230-0806	8G-6FFORX	7104-19145	1/2	12.7	11/16-16	20.6	22.0	2.74	69.5	1.26	32	1
G25230-0808	8G-8FFORX	7104-18155	1/2	12.7	13/16-16	20.6	24.0	2.89	73.5	1.42	36	5
G25230-0810	8G-10FFORX	7104-18165	1/2	12.7	1-14	23.8	30.0	3.19	81.0	1.71	43.5	1
G25230-0812	8G-12FFORX	7104-18175	1/2	12.7	13/16-12	20.6	32	3.32	84.3	1.84	46.8	1
G25230-2024	20G-24FFORX	7104-19385	1 1/4	31.8	2-12	50.0	60.0	4.47	113.8	2.05	52.3	1
BULK PACK												
G25230-0806X	8G-6FFORX XBULK	7104-1914	1/2	12.7	11/16-16	20.6	22.0	2.74	69.5	1.26	32	100
G25230-0808X	8G-8FFORX XBULK	7104-1815	1/2	12.7	13/16-16	20.6	24.0	2.89	73.5	1.42	36	150
G25230-0810X	8G-10FFORX XBULK	7104-1816	1/2	12.7	1-14	23.8	30.0	3.19	81.0	1.71	43.5	100
G25230-0812X	8G-12FFORX XBULK	7104-1817	1/2	12.7	13/16-12	20.6	32	3.32	84.3	1.84	46.8	60
G25230-2024X	20G-24FFORX XBULK	7104-1938	1 1/4	31.8	1 7/8-12	50.0	60.0	4.47	113.8	2.05	52.3	20

NOTE: See also English Hex tables.

Female Flat-Face O-Ring Swivel Metric Hex - 45° Short Bent Tube

SAE J1453 O-Ring Face Seal.



Part No.	Descr.	Prod. No.	⌀			H1	H2	T	L		C		Std. Pack	
			"	mm		mm	mm	"	mm	"	mm	"		mm
STANDARD PACK														
G25235-0404	4G-4FFORX45S	7104-22045	1/4	6.4	9/16-18	12.7	17.0	.39	10.0	2.57	65.2	1.54	39.2	1
G25235-0506	5G-6FFORX45S	7104-22335	5/16	7.9	11/16-16	15.9	22.0	.43	11.0	2.73	69.4	1.63	41.4	1
G25235-0604	6G-4FFORX45S	7104-22075	3/8	9.5	9/16-18	12.7	17.0	.39	10.0	2.60	68.5	1.50	42.5	1
G25235-0606	6G-6FFORX45S	7104-22085	3/8	9.5	11/16-16	15.9	22.0	.43	11.0	2.75	69.8	1.65	41.9	1
G25234-0806	8G-6FFORX45S	7104-22125	1/2	12.7	11/16-16	20.6	22.0	.43	11.0	3.57	90.7	2.09	53.2	1
G25235-0808	8G-8FFORX45S	7104-22135	1/2	12.7	13/16-16	—	24.0	.59	15.0	3.50	89.0	2.03	51.6	1
G25235-0810	8G-10FFORX45S	7104-22145	1/2	12.7	1-14	20.6	30.0	.63	16.0	3.98	101.0	2.50	63.5	1
G25235-0812	8G-12FFORX45S	7104-22155	1/2	12.7	1 3/16-12	—	36.0	.83	21.0	4.34	110.3	2.87	72.8	1

NOTE: See also English Hex tables.

EQUIPMENT
HOSE/CPLG. SELECTION
GLOBALSPIRAL COUPLINGS
PCM COUPLINGS
PCS COUPLINGS
PCM/PCS FERRULES
MEGACRIMP COUPLINGS
POWER CRIMP COUPLINGS
FIELD ATTACHABLE G1 & G2 COUPLINGS
LOW PRESSURE COUPLINGS
GLX COUPLINGS
POLARSEAL COUPLINGS
POWER STEERING
PCTS THERMO-PLASTIC COUPLINGS
ADAPTERS
ACCESSORIES
QUICK DISCONNECT COUPLERS
BALL VALVES
ASSEMBLY FABRICATION



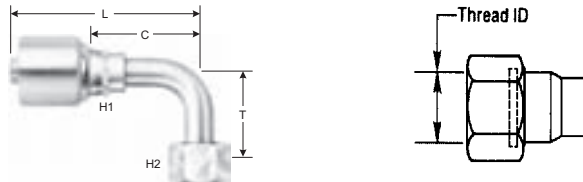
MegaCrimp® Couplings

Female Flat-Face O-Ring Swivel Metric Hex - 45° Short Bent Tube - Cont'd

Part No.	Descr.	Prod. No.	⊖			H1	H2	T		L		C		Std. Pack
			"	mm				"	mm	"	mm	"	mm	
G25235-1008	10G-8FFORX45S	7104-22165	5/8	15.9	13/16-16	23.8	24.0	.59	15.0	3.80	96.8	2.32	59.2	3
G25235-1010	10G-10FFORX45S	7104-22175	5/8	15.8	1-14	23.8	30.0	.59	16.0	3.96	100.5	2.50	63.0	1
G25235-1210	12G-10FFORX45S	7104-22215	3/4	19.1	1-14	—	—	—	—	—	—	—	—	1
G25235-1216	12G-16FFORX45S	7104-22235	3/4	19.1	1 7/16-12	27.0	41.0	.94	24.0	4.80	122.0	2.80	71.0	1
G25235-1616	16G-16FFORX45S	7104-22265	1	25.4	1 7/16-12	34.9	41.0	.94	24.0	5.78	146.9	3.55	90.1	1
G25235-2020	20G-20FFORX45S	7104-22295	1 1/4	31.8	1 11/16-12	44.5	50.0	.98	25.0	6.22	158.0	3.90	99.0	1
BULK PACK														
G25235-0404X	4G-4FFORX45SXBULK	7104-2204	1/4	6.4	9/16-18	12.7	17.0	.39	10.0	2.57	65.2	1.54	39.2	100
G25235-0606X	6G-6FFORX45SXBULK	7104-2208	3/8	9.5	11/16-16	15.9	22.0	.43	11.0	2.75	69.8	1.65	41.9	190
G25235-0808X	8G-8FFORX45SXBULK	7104-2213	1/2	12.7	13/16-16	—	24.0	.59	15.0	3.50	89.0	2.03	51.6	100
G25235-0810X	8G-10FFORX45SXBULK	7104-2214	1/2	12.7	1-14	20.6	30.0	.63	16.0	3.98	101.0	2.50	63.5	50
G25235-1010X	10G-10FFORX45SXBULK	7104-2217	5/8	15.9	1-14	23.8	30.0	.59	16.0	3.96	100.5	2.50	63.0	85
G25235-1216X	12G-16FFORX45SXBULK	7104-2223	3/4	19.1	1 7/16-12	27.0	41.0	.94	24.0	4.80	122.0	2.80	71.0	35
G25235-1616X	16G-16FFORX45SXBULK	7104-2226	1	25.4	1 7/16-12	34.9	41.0	.94	24.0	5.78	146.9	3.55	90.1	25
G25235-2020X	20G-20FFORX45SXBULK	7104-2229	1 1/4	31.8	1 11/16-12	44.5	50.0	.98	25.0	6.22	158.0	3.90	99.0	15

NOTE: See also English Hex tables.

Female Flat-Face O-Ring Swivel Metric Hex - 90° Short Bent Tube



Part No.	Descr.	Prod. No.	⊖			H1	H2	T		L		C		Std. Pack
			"	mm				"	mm	"	mm	"	mm	
STANDARD PACK														
G25239-0408	4G-8FFORX90S	7104-24145	1/4	6.4	13/16-16	12.7	22.0	1.14	29.0	2.86	72.7	1.80	46.0	1
G25239-0506	5G-6FFORX90S	7104-24955	5/16	7.9	11/16-16	15.9	22.0	.91	23.0	2.83	72.0	1.73	44.0	1
G25239-0604	6G-4FFORX90S	7104-24195	3/8	9.5	9/16-18	15.9	17.0	.73	21.0	2.42	61.4	1.32	33.6	1
G25239-0606	6G-6FFORX90S	7104-24245	3/8	9.5	11/16-16	15.9	22.0	.91	23.0	2.85	72.5	1.76	44.6	1
G25239-0608	6G-8FFORX90S	7104-24295	3/8	9.5	13/16-16	15.9	22.0	1.14	29.0	2.87	73.0	1.78	45.1	1
G25239-0806	8G-6FFORX90S	7104-24345	1/2	12.7	11/16-16	20.6	22.0	.91	23.0	3.29	83.5	1.81	46.0	1
G25239-0808	8G-8FFORX90S	7104-24395	1/2	12.7	13/16-16	20.6	24.0	.91	23.0	3.30	83.9	1.83	46.5	1
G25239-0810	8G-10FFORX90S	7104-24445	1/2	12.7	1-14	20.6	30.0	1.26	32.0	3.66	92.9	2.18	55.4	1
G25239-1008	10G-8FFORX90S	7104-24495	5/8	15.9	13/16-16	23.8	24.0	1.14	29.0	3.64	92.4	2.16	54.9	1
G25239-1012	10G-12FFORX90S	7104-24595	5/8	15.9	1 3/16-12	23.8	36.0	1.89	48.0	3.79	96.3	2.31	58.8	1
G25239-1216	12G-16FFORX90S	7104-24695	3/4	19.1	1 7/16-12	34.9	41.0	2.20	56.0	5.06	128.5	3.05	77.5	1
G25239-1612	16G-12FFORX90S	7104-24735	1	25.4	1 3/16-12	27.0	36.0	1.89	48.0	5.10	129.4	2.86	72.6	1
G25239-1616	16G-16FFORX90S	7104-24745	1	25.4	1 7/16-12	34.9	41.0	2.20	56.0	5.11	129.9	2.88	73.1	1
G25239-2020	20G-20FFORX90S	7104-24795	1 1/4	31.8	1 11/16-12	44.5	50.0	2.52	64.0	5.91	150.0	3.58	91.0	1
BULK PACK														
G25239-0408X	4G-8FFORX90SXBULK	7104-2414	1/4	6.4	13/16-16	—	22.0	1.14	29.0	2.86	72.7	1.80	46.0	100
G25239-0606X	6G-6FFORX90SXBULK	7104-2424	3/8	9.5	11/16-16	15.9	22.0	.91	23.0	2.85	72.5	1.76	44.6	185
G25239-0608X	6G-8FFORX90SXBULK	7104-2429	3/8	9.5	13/16-16	15.9	22.0	1.14	29.0	2.87	73.0	1.78	45.1	125

NOTE: See also English Hex tables.

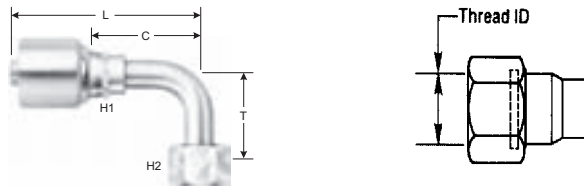


Female Flat-Face O-Ring Swivel Metric Hex - 90° Short Bent Tube - Cont'd

Part No.	Descr.	Prod. No.	⊖			H1	H2	T		L		C		Std. Pack
			"	mm				"	mm	"	mm	"	mm	
G25239-0808X	8G-8FFORX90SXBULK	7104-2439	1/2	12.7	13/16-16	—	24.0	1.14	29.0	3.30	83.9	1.83	46.5	110
G25239-0810X	8G-10FFORX90SXBULK	7104-2444	1/2	12.7	1-14	20.6	30.0	1.26	32.0	3.66	92.9	2.18	55.4	75
G25239-1012X	10G-12FFORX90SXBULK	7104-2459	5/8	15.9	1 3/16-12	23.8	36.0	1.89	48.0	3.79	96.3	2.31	58.8	50
G25239-1216X	12G-16FFORX90SXBULK	7104-2469	3/4	19.1	1 7/16-12	34.9	41.0	2.20	56.0	5.06	128.5	3.05	77.5	30
G25239-1616X	16G-16FFORX90SXBULK	7104-2474	1	25.4	1 7/16-12	34.9	41.0	2.20	56.0	5.11	129.9	2.88	73.1	25
G25239-2020X	20G-20FFORX90SXBULK	7104-2479	1 1/4	31.8	1 11/16-12	44.5	50.0	2.52	64.0	5.91	150.0	3.58	91.0	15

NOTE: See also English Hex tables.

Female Flat-Face O-Ring Swivel Metric Hex - 90° Medium Bent Tube



Part No.	Descr.	Prod. No.	⊖			H1	H2	T		L		C		Std. Pack
			"	mm				"	mm	"	mm	"	mm	
STANDARD PACK														
G25240-0404	4G-4FFORX90M	7104-24055	1/4	6.4	9/16-18	12.7	17.0	1.26	32.0	2.21	56.2	1.90	30.2	1
G25240-0606	6G-6FFORX90M	7104-24255	3/8	9.5	11/16-16	15.9	22.0	1.50	38.0	2.50	63.6	1.41	35.7	1
G25240-0608	6G-8FFORX90M	7104-24305	3/8	9.5	13/16-16	15.9	22.0	1.61	41.0	2.70	68.5	1.60	40.6	1
G25240-0810	8G-10FFORX90M	7104-24455	1/2	12.7	1-14	20.6	30.0	1.85	47.0	3.67	93.2	2.19	55.7	1
G25240-1010	10G-10FFORX90M	7104-24555	5/8	15.9	1-14	23.8	30.0	1.85	47.0	3.65	92.8	2.18	55.3	1
G25240-1616	16G-16FFORX90M	7104-24755	1	25.4	1 7/16-12	34.9	41.0	2.80	71.0	5.08	129.9	2.88	73.1	1
G25240-1620	16G-20FFORX90M	7104-24915	1	25.4	1 11/16-12	38.1	41.0	3.07	78.0	6.14	156.0	3.91	99.2	1
G25240-2020	20G-20FFORX90M	7104-24805	1 1/4	31.7	1 11/16-12	44.5	50.0	3.07	78.0	5.51	140.0	3.19	81.0	1
BULK PACK														
G25240-0404X	4G-4FFORX90MXBULK	7104-2405	1/4	6.4	9/16-18	12.7	17.0	1.26	32.0	2.21	56.2	1.90	30.2	125
G25240-0606X	6G-6FFORX90MXBULK	7104-2425	3/8	9.5	11/16-16	15.9	22.0	1.50	38.0	2.50	63.6	1.41	35.7	175
G25240-0608X	6G-8FFORX90MXBULK	7104-2430	3/8	9.5	13/16-16	15.9	22.0	1.61	41.0	2.70	68.5	1.60	40.6	100
G25240-0810X	8G-10FFORX90MXBULK	7104-2445	1/2	12.7	1-14	20.6	30.0	1.85	47.0	3.67	93.2	2.19	55.7	75
G25240-1010X	10G-10FFORX90MXBULK	7104-2455	5/8	15.9	1-14	23.8	30.0	1.85	47.0	3.65	92.8	2.18	55.3	75
G25240-1616X	16G-16FFORX90MXBULK	7104-2475	1	25.4	1 7/16-12	34.9	41.0	2.80	71.0	5.08	129.9	2.88	73.1	25

NOTE: See also English Hex tables.

EQUIPMENT

HOSE/CPLG. SELECTION

GLOBALSPIRAL COUPLINGS

PCM COUPLINGS

PCS COUPLINGS

PCM/PCS FERRULES

MEGACRIMP COUPLINGS

POWER CRIMP COUPLINGS

FIELD ATTACHABLE G1 & G2 COUPLINGS

LOW PRESSURE COUPLINGS

GLX COUPLINGS

POLARSEAL COUPLINGS

POWER STEERING

PCTS THERMO-PLASTIC COUPLINGS

ADAPTERS

ACCESSORIES

QUICK DISCONNECT COUPLERS

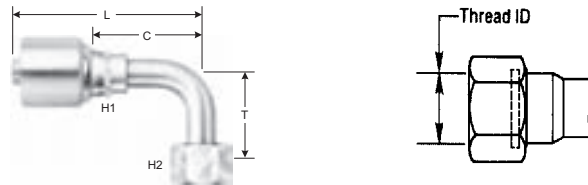
BALL VALVES

ASSEMBLY FABRICATION



MegaCrimp® Couplings

Female Flat-Face O-Ring Swivel Metric Hex - 90° Long Bent Tube

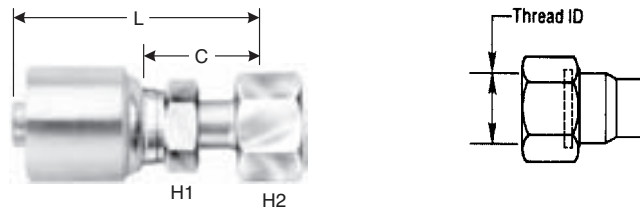


Part No.	Descr.	Prod. No.	⊖		🌀	H1	H2	T		L		C		Std. Pack
			"	mm		mm	mm	"	mm	"	mm	"	mm	
STANDARD PACK														
G25241-0404	4G-4FFORX90L	7104-24065	1/4	6.4	9/16-18	12.7	17.0	1.81	46.0	2.21	56.2	1.19	30.2	1
G25241-0406	4G-6FFORX90L	7104-24115	1/4	6.4	11/16-16	12.7	22.0	2.13	54.0	2.43	61.6	1.40	35.6	1
G25241-0408	4G-8FFORX90L	7104-24165	1/4	6.4	13/16-16	—	22.0	2.52	64.0	2.64	67.1	1.62	41.1	1
G25241-0606	6G-6FFORX90L	7104-24265	3/8	9.5	11/16-16	15.9	22.0	2.13	54.0	2.73	69.3	1.63	41.4	1
G25241-0608	6G-8FFORX90L	7104-24315	3/8	9.5	13/16-16	15.9	22.0	2.52	64.0	2.72	69.0	1.62	41.1	1
G25241-0806	8G-6FFORX90L	7104-24365	1/2	12.7	11/16-16	20.6	22.0	2.12	54.0	3.15	80.3	1.62	41.4	1
G25241-0810	8G-10FFORX90L	7104-24465	1/2	12.7	1-14	20.6	30.0	2.76	70.0	3.57	90.6	2.09	53.1	1
G25241-1008	10G-8FFORX90L	7104-24515	5/8	15.9	13/16-16	23.8	24.0	2.52	64.0	3.64	92.4	2.16	54.9	1
G25241-1010	10G-10FFORX90L	7104-24565	5/8	15.9	1-14	23.8	30.0	2.76	70.0	3.55	90.2	2.07	52.7	1
G25241-1212	12G-12FFORX90L	7104-24665	3/4	19.1	1 3/16-12	27.0	36.0	3.78	96.0	4.65	118.2	2.64	67.2	1
G25241-1616	16G-16FFORX90L	7104-24765	1	25.4	1 7/16-12	34.9	41.0	4.49	114.0	5.08	129.9	2.88	73.1	1
G25241-2020	20G-20FFORX90L	7104-24815	1 1/4	31.7	1 11/16-12	44.5	50.0	5.08	129.0	5.51	140.0	3.19	81.0	1
BULK PACK														
G25241-0404X	4G-4FFORX90LXBULK	7104-2406	1/4	6.4	9/16-18	12.7	17.0	1.81	46.0	2.21	56.2	1.19	30.2	120
G25241-0406X	4G-6FFORX90LXBULK	7104-2411	1/4	6.4	11/16-16	12.7	22.0	2.13	54.0	2.43	61.6	1.40	35.6	75
G25241-0606X	6G-6FFORX90LXBULK	7104-2426	3/8	9.5	11/16-16	15.9	22.0	2.13	54.0	2.73	69.3	1.63	41.4	175
G25241-0608X	6G-8FFORX90LXBULK	7104-2431	3/8	9.5	13/16-16	15.9	22.0	2.52	64.0	2.72	69.0	1.62	41.1	100
G25241-0810X	8G-10FFORX90LXBULK	7104-2446	1/2	12.7	1-14	20.6	30.0	2.76	70.0	3.57	90.6	2.09	53.1	50
G25241-1010X	10G-10FFORX90LXBULK	7104-2456	5/8	15.9	1-14	23.8	30.0	2.76	70.0	3.55	90.2	2.07	52.7	50
G25241-1212X	12G-12FFORX90LXBULK	7104-2466	3/4	19.1	1 3/16-12	27.0	36.0	3.78	96.0	4.65	118.2	2.64	67.2	40
G25241-1616X	16G-16FFORX90LXBULK	7104-2476	1	25.4	1 7/16-12	34.9	41.0	4.49	114.0	5.08	129.9	2.88	73.1	25
G25241-2020X	20G-20FFORX90LXBULK	7104-2481	1 1/4	31.7	1 11/16-12	44.5	50.0	5.08	129.0	5.51	140.0	3.19	81.0	12

NOTE: See also English Hex tables.

Female Flat-Face O-Ring Swivel English Hex

SAE J1453 O-Ring Face Seal.



Part No.	Descr.	Prod. No.	⊖		🌀	H1	H2	L		C		Std. Pack
			"	mm		"	"	"	mm	"	mm	
STANDARD PACK												
G25230-0404	4GE-4FFORX	7102-13125	1/4	6.4	9/16-18	9/16	11/16	2.15	54.5	1.12	28.5	5
G25230-0406	4GE-6FFORX	7102-13135	1/4	6.4	11/16-16	5/8	13/16	2.24	57.0	1.22	31.0	1

NOTE: See also Metric Hex tables.

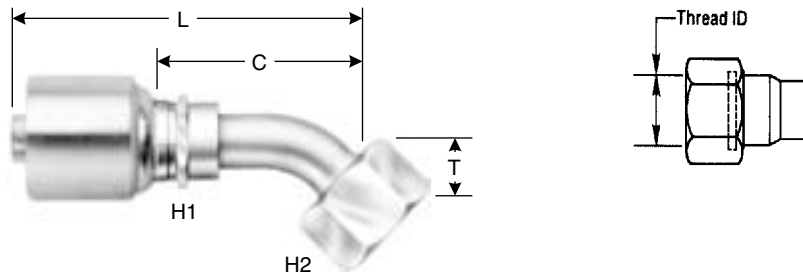
Female Flat-Face O-Ring Swivel English Hex - Cont'd

Part No.	Descr.	Prod. No.	⊖			H1	H2	L		C		Std. Pack
			"	mm				"	mm	"	mm	
G25230-0506	5GE-6FFORX	7102-04015	5/16	7.9	11/16-16	5/8	13/16	2.70	68.5	1.22	31.0	1
G25230-0604	6GE-4FFORX	7102-13195	3/8	9.5	9/16-18	21/32	11/16	2.24	57.0	1.15	29.1	1
G25230-0606	6GE-6FFORX	7102-13145	3/8	9.5	11/16-16	5/8	13/16	2.32	59.0	1.22	31.0	5
G25230-0608	6GE-8FFORX	7102-13155	3/8	9.5	13/16-16	3/4	15/16	2.52	64.0	1.42	36.1	5
G25230-1008	10GE-8FFORX	7102-04175	5/8	15.8	16/16-16	15/16	1 3/8	3.30	83.7	1.80	46.0	1
G25230-1010	10GE-10FFORX	7102-03185	5/8	15.8	1-14	1	1 1/8	3.21	81.5	1.73	44.0	1
G25230-1012	10GE-12FFORX	7102-03195	5/8	15.8	1 3/16-12	15/16	1 3/8	3.31	84.0	1.83	46.5	1
G25230-1210	12GE-10FFORX	7102-03205	3/4	19.0	1-14	1 1/16	1 1/8	3.76	95.5	1.75	44.5	1
G25230-1212	12GE-12FFORX	7102-03905	3/4	19.0	1 3/16-12	1 1/16	1 3/8	3.78	96.0	1.77	45.0	1
G25230-1216	12GE-16FFORX	7102-03915	3/4	19.0	1 7/16-12	1 1/8	1 5/8	3.99	101.4	1.98	50.4	1
G25230-1612	16GE-12FFORX	7102-13185	1	25.4	1 3/16-12	1 3/8	1 3/8	4.17	106.0	1.94	49.2	1
G25230-1616	16GE-16FFORX	7102-03925	1	25.4	1 7/16-12	1 3/8	1 5/8	4.46	113.4	2.23	56.6	1
G25230-1620	16GE-20FFORX	7102-03935	1	25.4	1 11/16-12	1 3/8	1 5/8	4.46	113.4	2.23	56.6	1
G25230-2020	20GE-20FFORX	7102-03945	1 1/4	31.7	1 11/16-12	1 3/4	1 7/8	4.50	114.4	2.18	55.4	1
BULK PACK												
G25230-0404X	4GE-4FFORX XBULK	7102-1312	1/4	6.4	9/16-18	9/16	11/16	2.15	54.5	1.12	28.5	280
G25230-0406X	4GE-6FFORX XBULK	7102-1313	1/4	6.4	11/16-16	5/8	13/16	2.24	57.0	1.22	31.0	235
G25230-0606X	6GE-6FFORX XBULK	7102-1314	3/8	9.5	11/16-16	5/8	13/16	2.32	59.0	1.22	31.0	200
G25230-0608X	6GE-8FFORX XBULK	7102-1315	3/5	9.5	13/16-16	3/4	15/16	2.52	64.0	1.42	36.1	160
G25230-1010X	10GE-10FFORX XBULK	7102-0318	5/8	15.8	1-14	1	1 1/8	3.21	81.5	1.73	44.0	100
G25230-1012X	10GE-12FFORX XBULK	7102-0319	5/8	15.8	1 3/16-12	15/16	1 3/8	3.31	84.0	1.83	46.5	65
G25230-1210X	12GE-10FFORX XBULK	7102-0320	3/4	19.0	1-14	1 1/16	1 1/8	3.76	95.5	1.75	44.5	75
G25230-1212X	12GE-12FFORX XBULK	7102-0390	3/4	19.0	1 3/16-12	1 1/16	1 3/8	3.78	96.0	1.77	45.0	50
G25230-1216X	12GE-16FFORX XBULK	7102-0391	3/4	19.0	1 7/16-12	1 1/8	1 5/8	3.99	101.4	1.98	50.4	45
G25230-1616X	16GE-16FFORX XBULK	7102-0392	1	25.4	1 7/16-12	1 3/8	1 5/8	4.46	113.4	2.23	56.6	25
G25230-1620X	16GE-20FFORX XBULK	7102-0393	1	25.4	1 11/16-12	1 3/8	1 5/8	4.46	113.4	2.23	56.6	25
G25230-2020X	20GE-20FFORX XBULK	7102-0394	1 1/4	31.7	1 11/16-12	1 3/4	1 7/8	4.50	114.4	2.18	55.4	20

NOTE: See also Metric Hex tables.

Female Flat-Face O-Ring Swivel - 45° Bent Tube English Hex

SAE J1453 O-Ring Face Seal.



Part No.	Descr.	Prod. No.	⊖			H1	H2	T		L		C		Std. Pack
			"	mm				"	mm	"	mm	"	mm	
STANDARD PACK														
G25235-0406	4GE-6FFORX45	7102-13275	1/4	6.4	11/16-16	1/2	13/16	.43	10.9	2.70	68.5	1.67	42.5	1
G25235-0608	6GE-8FFORX45	7102-13295	3/8	9.5	13/16-16	5/8	15/16	.59	15.0	3.07	78.0	1.97	50.1	1
G25235-1012	10GE-12FFORX45	7102-03335	5/8	15.8	1 3/16-12	15/16	1 3/8	.83	21.1	3.90	99.1	2.42	61.5	1
G25235-1212	12GE-12FFORX45	7102-03345	3/4	19.0	13/16-12	1 1/16	1 3/8	.83	21.1	4.67	118.5	2.66	67.5	1

NOTE: See also Metric Hex tables.

EQUIPMENT

HOSE/CPLG. SELECTION

GLOBALSPIRAL COUPLINGS

PCM COUPLINGS

PCS COUPLINGS

PCM/PCS FERRULES

MEGACRIMP COUPLINGS

POWER CRIMP COUPLINGS

FIELD ATTACHABLE G1 & G2 COUPLINGS

LOW PRESSURE COUPLINGS

GLX COUPLINGS

POLARSEAL COUPLINGS

POWER STEERING

PCTS THERMO-PLASTIC COUPLINGS

ADAPTERS

ACCESSORIES

QUICK DISCONNECT COUPLERS

BALL VALVES

ASSEMBLY FABRICATION



MegaCrimp® Couplings

EQUIPMENT

HOSE/CPLG. SELECTION

GLOBALSPIRAL COUPLINGS

PCM COUPLINGS

PCS COUPLINGS

PCM/PCS FERRULES

MEGACRIMP COUPLINGS

POWER CRIMP COUPLINGS

FIELD ATTACHABLE G1 & G2 COUPLINGS

LOW PRESSURE COUPLINGS

GLX COUPLINGS

POLARSEAL COUPLINGS

POWER STEERING

PCTS THERMO-PLASTIC COUPLINGS

ADAPTERS

ACCESSORIES

QUICK DISCONNECT COUPLERS

BALL VALVES

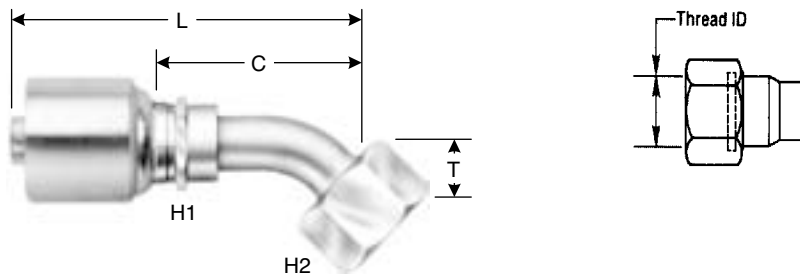
ASSEMBLY FABRICATION

Female Flat-Face O-Ring Swivel - 45° Bent Tube English Hex - Cont'd

Part No.	Descr.	Prod. No.	⊖			H1	H2	T		L		C		Std. Pack
			"	mm				"	mm	"	mm	"	mm	
BULK PACK														
G25235-0406X	4GE-6FFORX45XBULK	7102-1327	3/8	6.4	9/16-18	1/2	13/16	.43	10.9	2.70	68.5	1.67	42.5	240
G25235-0608X	6GE-8FFORX45XBULK	7102-1329	3/8	9.5	13/16-16	5/8	15/16	.59	15.0	3.07	78.0	1.97	50.1	125
G25235-1012X	10GE-12FFORX45XBULK	7102-0333	5/8	15.8	1 3/16-12	15/16	1 3/8	.83	21.1	3.90	99.1	2.42	61.5	50
G25235-1212X	12GE-12FFORX45XBULK	7102-0334	3/4	19.0	1 3/16-12	1 1/16	1 3/8	.83	21.1	4.67	118.5	2.66	67.5	50

NOTE: See also Metric Hex tables.

Female Flat-Face O-Ring Swivel - 67½° Bent Tube English Hex

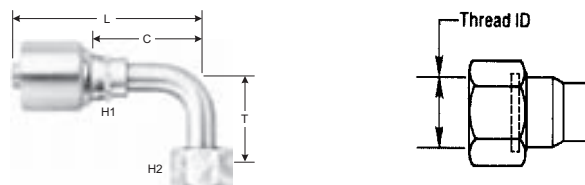


Part No.	Descr.	Prod. No.	⊖			H1	H2	T		L		C		Std. Pack
			"	mm				"	mm	"	mm	"	mm	
STANDARD PACK														
G25238-0808	8GE-8FFORX67-022	7102-03775	1/2	12.7	13/16-16	13/16	15/16	.59	15.0	3.50	89.0	2.03	51.5	1

NOTE: See also Metric Hex tables.

Female Flat-Face O-Ring Swivel - 90° Short Bent Tube English Hex

SAE J1453 O-Ring Face Seal.



Part No.	Descr.	Prod. No.	⊖			H1	H2	T		L		C		Std. Pack
			"	mm				"	mm	"	mm	"	mm	
STANDARD PACK														
G25239-0404	4GE-4FFORX90S	7102-13385	1/4	6.4	9/16-18	1/2	11/16	.82	20.8	2.38	60.4	1.35	34.4	1
G25239-0406	4GE-6FFORX90S	7102-13415	1/4	6.4	11/16-16	1/2	13/16	.90	22.9	2.50	63.4	1.47	37.3	1
G25239-0812	8GE-12FFORX90S	7102-04135	1/2	12.7	1 3/16-12	15/16	1 3/8	1.83	46.6	4.06	103.1	2.58	65.6	1
G25239-1010	10GE-10FFORX90S	7102-03575	5/8	15.8	1-14	15/16	1 1/8	1.27	32.3	3.28	83.4	1.81	45.9	1
G25239-1210	12GE-10FFORX90S	7102-03745	3/4	19.0	1-14	1 1/16	1 1/8	1.26	32.0	4.13	105.0	2.13	54.0	1

NOTE: See also Metric Hex tables.

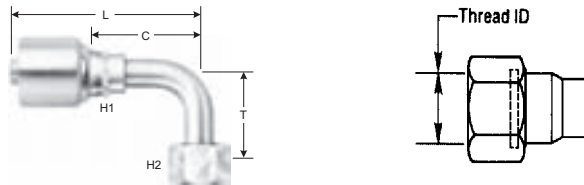
Female Flat-Face O-Ring Swivel - 90° Short Bent Tube English Hex - Cont'd

Part No.	Descr.	Prod. No.	⊖			H1	H2	T		L		C		Std. Pack
			"	mm				"	mm	"	mm	"	mm	
G25239-1212	12GE-12FFORX90S	7102-03615	3/4	19.0	1 3/16-12	1 1/16	1 3/8	1.88	47.8	4.26	108.2	2.25	57.2	1
BULK PACK														
G25239-0404X	4GE-4FFORX90SXBULK	7102-1338	1/4	6.4	9/16-18	1/2	11/16	.82	20.8	2.38	60.4	1.35	34.4	255
G25239-0406X	4GE-6FFORX90SXBULK	7102-1341	1/4	6.4	11/16-16	1/2	13/16	.90	22.9	2.50	63.4	1.47	37.3	225
G25239-1010X	10GE-10FFORX90SXBULK	7102-0357	5/8	15.8	1-14	15/16	1 1/8	1.27	32.3	3.28	83.4	1.81	45.9	80
G25239-1212X	12GE-12FFORX90SXBULK	7102-0361	3/4	19.0	1 3/16-12	1 1/16	1 3/8	1.88	47.8	4.26	108.2	2.25	57.2	45

NOTE: See also Metric Hex tables.

Female Flat-Face O-Ring Swivel - 90° Medium Bent Tube English Hex

SAE J1453 O-Ring Face Seal.



Part No.	Descr.	Prod. No.	⊖		H1	H2	T		L		C		Std. Pack	
			"	mm			"	mm	"	mm	"	mm		
STANDARD PACK														
G25240-0406	4GE-6FFORX90M	7102-13375	1/4	6.4	1/2	13/16	1.51	38.4	2.30	58.5	1.28	32.5	1	
G25240-0808	8GE-8FFORX90M	7102-04345	1/2	12.7	13/16	15/16	1.62	41.2	3.19	80.9	1.71	43.4	1	
G25240-1212	12GE-12FFORX90M	7102-03625	3/4	19.0	1 1/16	1 3/8	2.28	57.9	4.20	106.8	2.20	55.8	1	
BULK PACK														
G25240-0406X	4GE-6FFORX90MXBULK	7102-1337	1/4	6.4	1/2	13/16	1.51	38.4	2.30	58.5	1.28	32.5	150	
G25240-0808X	8GE-8FFORX90MXBULK	7102-0434	1/2	12.7	13/16	15/16	1.62	41.2	3.19	80.9	1.71	43.4	100	
G25240-1212X	12GE-12FFORX90MXBULK	7102-0362	3/4	19.0	1 1/16	1 3/8	2.28	57.9	4.20	106.8	2.20	55.8	20	

NOTE: See also Metric Hex tables.

EQUIPMENT

HOSE/CPLG. SELECTION

GLOBALSPIRAL COUPLINGS

PCM COUPLINGS

PCS COUPLINGS

PCM/PCS FERRULES

MEGACRIMP COUPLINGS

POWER CRIMP COUPLINGS

FIELD ATTACHABLE G1 & G2 COUPLINGS

LOW PRESSURE COUPLINGS

GLX COUPLINGS

POLARSEAL COUPLINGS

POWER STEERING

PCTS THERMO-PLASTIC COUPLINGS

ADAPTERS

ACCESSORIES

QUICK DISCONNECT COUPLERS

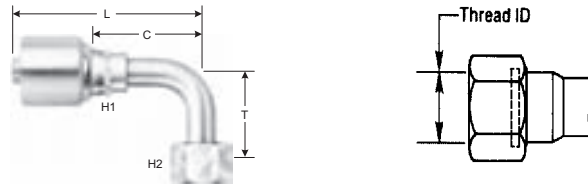
BALL VALVES

ASSEMBLY FABRICATION



Female Flat-Face O-Ring Swivel - 90° Long Bent Tube English Hex

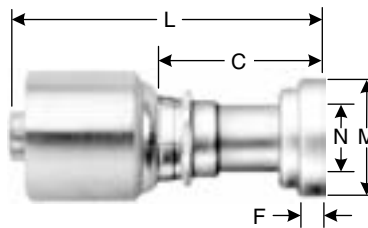
SAE J1453 O-Ring Face Seal.



Part No.	Descr.	Prod. No.	⊖		13/16-16	H1	H2	T		L		C		Std. Pack
			"	mm		"	"	"	mm	"	mm	"	mm	
STANDARD PACK														
G25241-0808	8GE-8FFORX90L	7102-04355	1/2	6.4	13/16-16	1/2	11/16	1.80	45.7	2.17	55.2	1.15	29.2	1
BULK PACK														
G25241-0808X	8GE-8FFORX90LXBULK	7102-0435	1/2	6.4	13/16-16	1/2	11/16	1.80	45.7	2.17	55.2	1.15	29.2	90

NOTE: See also Metric Hex tables.

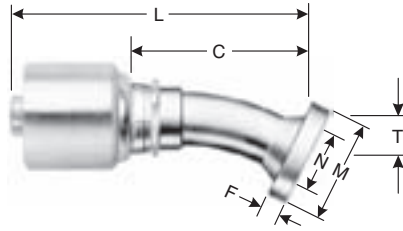
Code 61 O-Ring Flange



Part No.	Descr.	Prod. No.	⊖		N	M		L		C		F		Std. Pack
			"	mm		"	mm	"	mm	"	mm	"	mm	
STANDARD PACK														
G25300-0808	8G-8FL	7103-25055	1/2	12.7	1/2	1.19	30.2	3.15	80.0	1.67	42.5	.27	6.7	1
G25300-0812	8G-12FL	7103-25105	1/2	12.7	3/4	1.50	38.1	3.15	80.0	1.67	42.5	.27	6.7	1
G25300-1212	12G-12FL	7103-25205	3/4	19.0	3/4	1.50	38.1	3.86	98.0	1.85	47.0	.27	6.7	1
G25300-1216	12G-16FL	7103-25255	3/4	19.0	1	1.75	44.5	3.50	88.8	1.49	37.8	.32	8.0	1
G25300-1612	16G-12FL	7103-25295	1	25.4	3/4	1.50	38.1	5.04	128.0	2.80	71.2	.27	6.7	1
G25300-1616	16G-16FL	7103-25305	1	25.4	1	1.75	44.5	4.13	105.0	1.90	48.2	.32	8.0	1
G25300-1620	16G-20FL	7103-25355	1	25.4	1 1/4	2.00	50.8	4.13	105.0	1.90	48.2	.32	8.0	1
G25300-1624	16G-24FL	7100-03875	1	25.4	1 1/2	2.38	60.5	3.76	95.8	1.53	39.1	.32	8.0	1
G25300-2020	20G-20FL	7103-25405	1 1/4	31.7	1 1/4	2.00	50.8	4.43	112.5	2.11	53.5	.32	8.0	1
G25300-2024	20G-24FL	7103-25455	1 1/4	31.7	1 1/2	2.38	60.5	4.63	117.5	2.30	58.5	.32	8.0	1
BULK PACK														
G25300-1212X	12G-12FLXBULK	7103-2520	3/4	19.0	3/4	1.50	38.1	3.86	98.0	1.85	47.0	.27	6.7	50
G25300-1216X	12G-16FLXBULK	7103-2525	3/4	19.0	1	1.75	44.5	3.50	88.8	1.49	37.8	.32	8.0	50
G25300-1616X	16G-16FLXBULK	7103-2530	1	25.4	1	1.75	44.5	4.13	105.0	1.90	48.2	.32	8.0	35
G25300-1620X	16G-20FLXBULK	7103-2535	1	25.4	1 1/4	2.00	50.8	4.13	105.0	1.90	48.2	.32	8.0	30
G25300-2020X	20G-20FLXBULK	7103-2540	1 1/4	31.7	1 1/4	2.00	50.8	4.43	112.5	2.11	53.5	.32	8.0	20
G25300-2024X	20G-24FLXBULK	7103-2545	1 1/4	31.7	1 1/2	2.38	60.5	4.63	117.5	2.30	58.5	.32	8.0	20

NOTE: See also Komatsu Style O-Ring Flanges.

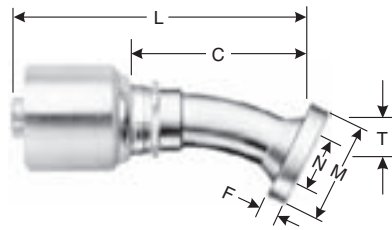
Code 61 O-Ring Flange - 22½° Bent Tube



Part No.	Descr.	Prod. No.	⊖		N		M		T		L		C		F		Std. Pack
			"	mm	"	"	mm	"	mm	"	mm	"	mm	"	mm		
STANDARD PACK																	
G25302-1212	12G-12FL22M	7103-26155	3/4	19.0	3/4	1.50	38.1	.44	11.2	4.47	113.5	2.46	62.5	.27	6.9	1	
G25302-1216	12G-16FL22M-014	7100-03955	3/4	19.0	1	1.75	44.5	.55	14.0	4.76	121.0	2.76	70.0	.32	8.0	1	
G25302-1616	16G-16FL22M	7103-26255	1	25.4	1 7/16-12	1.75	44.5	.44	11.2	4.84	123.0	2.61	66.2	.32	8.0	1	
G25302-2020	20G-20FL22M	7103-26355	1 1/4	31.7	1 11/16-12	2.00	50.8	.50	12.7	5.18	131.5	2.85	72.5	.32	8.0	1	

NOTE: See also Komatsu Style O-Ring Flanges.

Code 61 O-Ring Flange - 30° Bent Tube



Part No.	Descr.	Prod. No.	⊖		N		M		T		L		C		F		Std. Pack
			"	mm	"	"	mm	"	mm	"	mm	"	mm	"	mm		
STANDARD PACK																	
G25304-1212	12G-12FL30M	7103-26655	3/4	19.0	3/4	1.50	38.1	1.00	25.4	4.67	118.5	2.66	67.5	.32	8.0	1	
G25304-1216	12G-16FL30M	7100-04045	3/4	19.0	1	1.75	44.5	.75	19.0	4.88	124.0	2.87	73.0	.32	8.0	1	
G25304-1616	16G-16FL30M	7103-26755	1	25.4	1	1.75	44.5	.62	15.7	4.92	125.0	2.69	68.2	.32	8.0	1	
G25304-2020	20G-20FL30S	7103-26845	1 1/4	31.7	1 1/4	2.00	50.8	.79	20.0	6.03	153.4	3.72	94.4	.32	8.0	1	

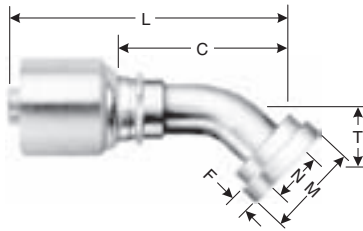
NOTE: See also Komatsu Style O-Ring Flanges.

- EQUIPMENT
- HOSE/CPLG. SELECTION
- GLOBALSPIRAL COUPLINGS
- PCM COUPLINGS
- PCS COUPLINGS
- PCM/PCS FERRULES
- MEGACRIMP COUPLINGS**
- POWER CRIMP COUPLINGS
- FIELD ATTACHABLE G1 & G2 COUPLINGS
- LOW PRESSURE COUPLINGS
- GLX COUPLINGS
- POLARSEAL COUPLINGS
- POWER STEERING
- PCTS THERMO-PLASTIC COUPLINGS
- ADAPTERS
- ACCESSORIES
- QUICK DISCONNECT COUPLERS
- BALL VALVES
- ASSEMBLY FABRICATION



MegaCrimp® Couplings

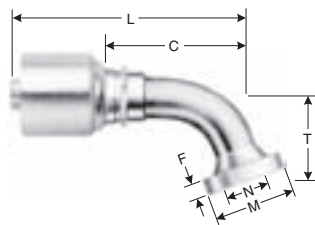
Code 61 O-Ring Flange - 45° Bent Tube



Part No.	Descr.	Prod. No.	⊖		N	M		T		L		C		F		Std. Pack
			"	mm		"	"	mm	"	mm	"	mm	"	mm	"	
STANDARD PACK																
G25307-0808	8G-8FL45	7100-04125	1/2	12.7	1/2	1.19	30.2	.78	19.8	3.70	94.0	2.22	56.5	.26	6.9	1
G25307-0812	8G-12FL45M	7103-27165	1/2	12.7	3/4	1.50	38.1	.78	19.8	3.70	94.0	2.22	56.5	.27	6.9	1
G25307-1212	12G-12FL45M	7103-27245	3/4	19.0	3/4	1.50	38.1	1.00	25.4	4.67	118.5	2.66	67.5	.27	6.9	1
G25306-1216	12G-16FL45S	7103-27315	3/4	19.0	1	1.75	44.4	1.00	25.4	4.67	118.5	2.66	67.5	.32	8.0	1
G25306-1616	16G-16FL45S	7103-27395	1	25.4	1	1.75	44.4	1.06	26.9	5.11	129.7	2.87	72.9	.32	8.0	1
G25306-1620	16G-20FL45S	7103-27475	1	25.4	1 1/4	2.00	50.8	1.06	26.9	5.10	129.5	2.86	72.7	.32	8.0	1
G25306-2020	20G-20FL45S	7103-27555	1 1/4	31.7	1 1/4	2.00	50.8	1.15	29.2	5.59	142.0	3.27	83.0	.32	8.0	1
BULK PACK																
G25306-1616X	16G-16FL45SXBULK	7103-2739	1	25.4	1	1.75	44.4	1.06	26.9	5.11	129.7	2.87	72.9	.32	8.0	25
G25306-2020X	20G-20FL45SXBULK	7103-2755	1 1/4	31.7	1 1/4	2.00	50.8	1.15	29.2	5.59	142.0	3.27	83.0	.32	8.0	20

NOTE: See also Komatsu Style O-Ring Flanges.

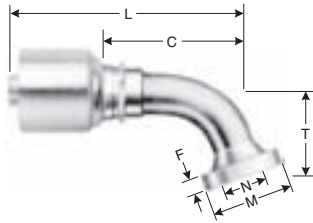
Code 61 O-Ring Flange - 60° Bent Tube



Part No.	Descr.	Prod. No.	⊖		N	M		T		L		C		F		Std. Pack
			"	mm		"	"	mm	"	mm	"	mm	"	mm		
STANDARD PACK																
G25309-1212	12G-12FL60M	7103-28155	3/4	19.0	3/4	1.50	38.1	1.41	35.8	4.61	117.0	2.60	66.0	.27	6.9	1
G25309-1216	12G-16FL60M	7103-28205	3/4	19.0	1	1.75	44.5	1.73	44.0	4.80	122.0	2.80	71.0	.32	8.0	1
G25309-1616	16G-16FL60M	7103-28255	1	25.4	1	1.75	44.5	1.73	44.0	5.85	148.5	3.61	91.7	.32	8.0	1
G25308-2020	20G-20FL60S	7103-28345	1 1/4	31.7	1 1/4	2.00	50.8	1.77	45.0	6.22	158.0	3.90	99.0	.32	8.0	1

NOTE: See also Komatsu Style O-Ring Flanges.

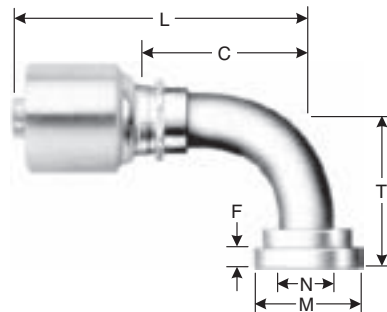
Code 61 O-Ring Flange - 67½° Bent Tube



Part No.	Descr.	Prod. No.	⊖		N	M		T		L		C		F		Std. Pack
			"	mm		"	"	mm	"	mm	"	mm	"	mm	"	
STANDARD PACK																
G25311-1212	12G-12FL67M	7100-04355	3/4	19.0	3/4	1.50	38.1	1.65	42.0	4.65	118.0	2.64	67.0	.27	6.9	1
G25311-2020	20G-20FL67S	7100-04335	1 1/4	31.7	1 1/4	2.00	50.8	2.01	51.0	5.92	150.4	3.60	91.4	.32	8.0	1

NOTE: See also Komatsu Style O-Ring Flanges.

Code 61 O-Ring Flange - 90° Bent Tube



Part No.	Descr.	Prod. No.	⊖		N	M		T		L		C		F		Std. Pack
			"	mm		"	"	mm	"	mm	"	mm	"	mm	"	
STANDARD PACK																
G25315-0808	8G-8FL90M	7103-29115	1/2	12.7	1/2	1.19	30.1	1.63	41.4	3.59	91.2	2.11	53.7	.27	6.9	1
G25315-0812	8G-12FL90M	7103-29235	1/2	12.7	3/4	1.50	38.1	1.63	41.4	3.60	91.5	2.13	54.0	.27	6.9	1
G25315-1012	10G-12FL90M	7100-04485	5/8	15.9	3/4	1.50	38.1	2.28	58.0	3.94	100.0	2.46	62.5	.27	6.9	1
G25315-1212	12G-12FL90M	7103-29535	3/4	19.0	3/4	1.50	38.1	2.13	54.1	4.40	111.7	2.39	60.7	.27	6.7	1
G25314-1216	12G-16FL90S	7103-29585	3/4	19.0	1	1.75	44.4	2.13	54.1	4.40	111.7	2.39	60.7	.32	8.0	1
G25315-1612	16G-12FL90M	7103-29655	1	25.4	3/4	1.50	38.1	1.97	50.0	5.09	129.3	2.85	72.5	.27	6.9	1
G25314-1616	16G-16FL90S	7103-29705	1	25.4	1	1.75	44.4	2.38	60.5	5.04	128.1	2.81	71.3	.32	8.0	1
G25314-1620	16G-20FL90S	7103-29765	1	25.4	1 1/4	2.00	50.8	2.38	60.5	5.04	128.1	2.81	71.3	.32	8.0	1
G25314-1624	16G-24FL90S-081	7100-04555	1	25.4	1/2	2.38	60.5	3.19	81.0	5.57	141.6	3.34	84.8	.32	8.0	1
G25316-2020	20G-20FL90-102	7100-04565	1 1/4	31.7	1 1/4	2.00	50.8	2.62	66.5	5.41	137.5	3.09	78.5	.32	8.0	1
G25314-2020	20G-20FL90S	7103-29885	1 1/4	31.7	1 1/4	2.00	50.8	3.98	101.0	5.43	138.0	3.11	79.0	.32	8.0	1
G25314-2024	20G-24FL90S	7103-29945	1 1/4	31.7	1 1/2	2.38	60.5	2.62	66.5	5.67	144.0	3.35	85.0	.32	8.0	1
BULK PACK																
G25315-0808X	8G-8FL90MXBULK	7103-2911	1/2	12.7	1/2	1.19	30.1	1.63	41.4	3.59	91.2	2.11	53.7	.27	6.9	50
G25315-1212X	12G-12FL90MXBULK	7103-2953	3/4	19.0	3/4	1.50	38.1	2.13	54.1	4.40	111.7	2.39	60.7	.27	6.7	35
G25314-1616X	16G-16FL90SXBULK	7103-2970	1	25.4	1	1.75	44.4	2.38	60.5	5.04	128.1	2.81	71.3	.32	8.0	20
G25315-1620X	16G-20FL90M XBULK	7100-0452	1 1/4	31.7	1 1/4	2.00	50.8	2.62	66.5	5.41	137.5	3.09	78.5	.32	8.0	25
G25314-1620X	16G-20FL90SXBULK	7103-2976	1	25.4	1 1/4	2.00	50.8	2.38	60.5	5.04	128.1	2.81	71.3	.32	8.0	20
G25314-2020X	20G-20FL90SXBULK	7103-2988	1 1/4	31.7	1 1/4	2.00	50.8	3.98	101.0	5.43	138.0	3.11	79.0	.32	8.0	15

NOTE: See also Komatsu Style O-Ring Flanges.

EQUIPMENT

HOSE/CPLG. SELECTION

GLOBALSPIRAL COUPLINGS

PCM COUPLINGS

PCS COUPLINGS

PCM/PCS FERRULES

MEGACRIMP COUPLINGS

POWER CRIMP COUPLINGS

FIELD ATTACHABLE G1 & G2 COUPLINGS

LOW PRESSURE COUPLINGS

GLX COUPLINGS

POLARSEAL COUPLINGS

POWER STEERING

PCTS THERMO-PLASTIC COUPLINGS

ADAPTERS

ACCESSORIES

QUICK DISCONNECT COUPLERS

BALL VALVES

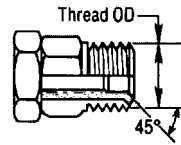
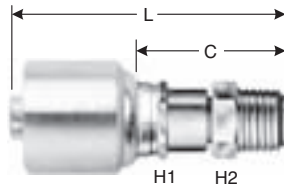
ASSEMBLY FABRICATION



MegaCrimp® Couplings

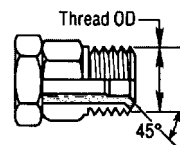
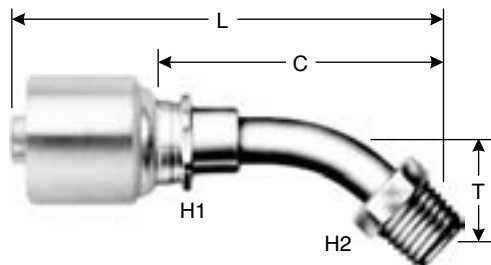
EQUIPMENT
HOSE/CPLG. SELECTION
GLOBALSPIRAL COUPLINGS
PCM COUPLINGS
PCS COUPLINGS
PCM/PCS FERRULES
MEGACRIMP COUPLINGS
POWER CRIMP COUPLINGS
FIELD ATTACHABLE G1 & G2 COUPLINGS
LOW PRESSURE COUPLINGS
GLX COUPLINGS
POLARSEAL COUPLINGS
POWER STEERING
PCTS THERMO-PLASTIC COUPLINGS
ADAPTERS
ACCESSORIES
QUICK DISCONNECT COUPLERS
BALL VALVES
ASSEMBLY FABRICATION

SAE Male Inverted Swivel



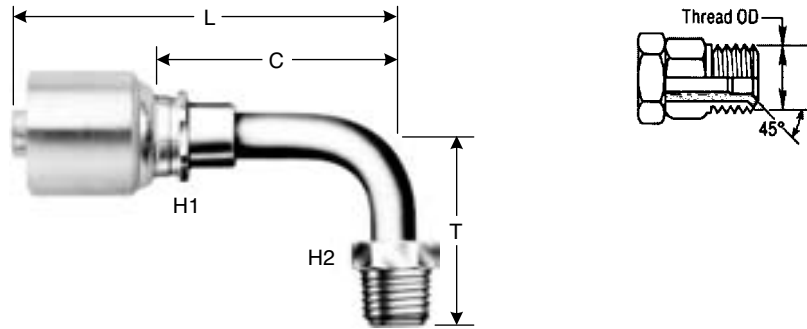
Part No.	Descr.	Prod. No.	Ø		W	H1	H2	L		C		Std. Pack
			"	mm				"	mm	"	mm	
STANDARD PACK												
G25500-0403	4G-3MIX	7100-16205	1/4	6.4	3/8-24	1/2	3/8	2.52	64.0	1.50	38.0	1
G25500-0404	4G-4MIX	7100-16225	1/4	6.4	7/16-24	1/2	7/16	2.52	63.9	1.49	37.9	1
G25500-0405	4G-5MIX	7100-16235	1/4	6.4	1/2-20	1/2	1/2	2.52	63.9	1.49	37.9	1
G25500-0604	6G-4MIX	7100-16185	3/8	9.5	7/16-20	5/8	7/16	2.63	66.9	1.54	39.0	1
G25500-0605	6G-5MIX	7100-16245	3/8	9.5	1/2-20	5/8	1/2	2.56	64.9	1.46	37.0	1
G25500-0606	6G-6MIX	7100-16255	3/8	9.5	5/8-18	5/8	5/8	2.75	69.9	1.65	42.0	1
G25500-0607	6G-7MIX	7100-16265	3/8	9.5	11/16-18	5/8	11/16	2.76	70.0	1.66	42.1	1
G25500-0806	8G-6MIX	7100-06275	1/2	12.7	5/8-18	13/16	5/8	3.13	79.5	1.65	42.0	1
G25500-0808	8G-8MIX	7100-06285	1/2	12.7	3/4-16	13/16	3/4	3.30	83.8	1.82	46.3	1
G25500-1010	10G-10MIX	7100-06295	5/8	15.9	7/8-18	5/8	7/8	3.91	99.5	2.44	62.0	1
BULK PACK												
G25500-0404X	4G-4MIX XBULK	7100-1622	1/4	6.4	7/16-24	1/2	7/16	2.52	63.9	1.49	37.9	200
G25500-0405X	4G-5MIX XBULK	7100-1623	1/4	6.4	1/2-20	1/2	1/2	2.52	63.9	1.49	37.9	200
G25500-0605X	6G-5MIX XBULK	7100-1624	3/8	9.5	1/2-20	5/8	1/2	2.56	64.9	1.46	37.0	125
G25500-0606X	6G-6MIX XBULK	7100-1625	3/8	9.5	5/8-18	5/8	5/8	2.75	69.9	1.65	42.0	100
G25500-0607X	6G-7MIX XBULK	7100-1626	3/8	9.5	11/16-18	5/8	11/16	2.76	70.0	1.66	42.1	150
G25500-0808X	8G-8MIX XBULK	7100-0628	1/2	12.7	3/4-16	13/16	3/4	3.30	83.8	1.82	46.3	100

SAE Male Inverted Swivel - 45° Bent Tube



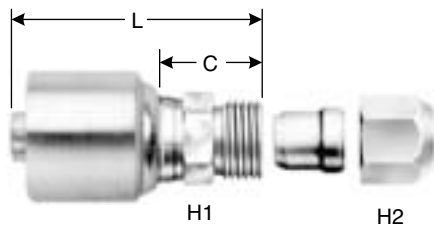
Part No.	Descr.	Prod. No.	Ø		W	H1	H2	T		L		C		Std. Pack
			"	mm				"	mm	"	mm	"	mm	
STANDARD PACK														
G25502-0403	4G-3MIX45-018	7100-16275	1/4	6.4	3/8-24	1/2	3/8	.69	17.5	2.67	67.9	1.65	41.9	1
G25502-0604	6G-4MIX45	7100-16305	3/8	9.5	7/16-24	5/8	7/16	1.00	25.4	3.17	80.5	2.07	52.6	1
G25502-0605	6G-5MIX45	7100-16315	3/8	9.5	1/2-20	5/8	1/2	1.00	25.4	3.13	79.5	2.03	51.6	1
G25502-0606	6G-6MIX45	7100-16325	3/8	9.5	5/8-18	5/8	5/8	1.00	25.4	3.32	84.3	2.22	56.4	1
G25502-0607	6G-7MIX45	7100-16335	3/8	9.5	11/16-18	5/8	11/16	1.00	25.4	3.39	86.0	2.29	58.1	1
G25502-0808	8G-8MIX45	7100-16345	1/2	12.7	3/4-18	13/16	3/4	1.14	29.0	4.17	106.0	2.70	68.5	1
G25502-1010	10G-10MIX45	7100-16435	5/8	15.9	7/8-18	15/16	7/8	1.02	25.9	4.23	107.7	2.75	70.1	1
BULK PACK														
G25502-0606X	6G-6MIX45XBULK	7100-1632	3/8	9.5	5/8-18	5/8	5/8	1.00	25.4	3.32	84.3	2.22	56.4	150

SAE Male Inverted Swivel - 90° Bent Tube

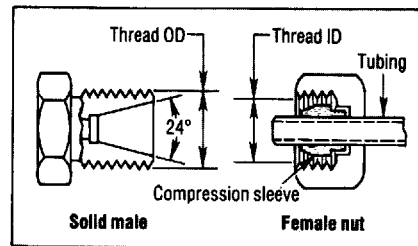


Part No.	Descr.	Prod. No.	⊖			H1	H2	T		L		C		Std. Pack
			"	mm				"	mm	"	mm	"	mm	
STANDARD PACK														
G25504-0404	4G-4MIX90	7100-16355	1/4	6.4	7/16-24	1/2	7/16	1.38	35.1	2.33	59.2	1.31	33.2	1
G25504-0405	4G-5MIX90	7100-16365	1/4	6.4	1/2-20	1/2	1/2	1.38	35.1	2.46	62.5	1.44	36.5	1
G25504-0506	5G-6MIX90-035	7100-16385	5/16	7.9	5/8-18	5/8	5/8	1.38	35.1	2.78	70.5	1.67	42.5	1
G25504-0604	6G-4MIX90	7100-16395	3/8	9.5	7/16-24	5/8	7/16	1.38	35.1	2.44	62.0	1.34	34.1	1
G25504-0605	6G-5MIX90	7100-16405	3/8	9.5	1/2-20	5/8	1/2	1.38	35.1	2.50	63.5	1.40	35.6	1
G25504-0606	6G-6MIX90	7100-16415	3/8	9.5	5/8-18	5/8	5/8	1.38	35.1	2.80	71.0	1.70	43.1	1
G25504-0607	6G-7MIX90	7100-16425	3/8	9.5	11/16-18	5/8	11/16	1.38	35.1	2.80	71.0	1.70	43.1	1
G25504-0808	8G-8MIX90	7100-06435	1/2	12.7	3/4-18	13/16	3/4	1.64	41.7	3.29	83.5	1.81	46.0	1
G25504-1010	10G-10MIX90	7100-06335	5/8	15.9	7/8-18	15/16	7/8	1.81	46.0	3.87	98.6	2.40	61.2	1
BULK PACK														
G25504-0404X	4G-4MIX90XBULK	7100-1635	1/4	6.4	7/16-24	1/2	7/16	1.38	35.1	2.33	59.2	1.31	33.2	175
G25504-0605X	6G-5MIX90XBULK	7100-1640	3/8	9.5	1/2-20	5/8	1/2	1.38	35.1	2.50	63.5	1.40	35.6	200
G25504-0606X	6G-6MIX90XBULK	7100-1641	3/8	9.5	5/8-18	5/8	5/8	1.38	35.1	2.80	71.0	1.70	43.1	100
G25504-0607X	6G-7MIX90XBULK	7100-1642	3/8	9.5	11/16-18	5/8	11/16	1.38	35.1	2.80	71.0	1.70	43.1	150

SAE Male Flareless Assembly



Flareless Tube




Part No.	Descr.	Prod. No.	⊖			H1	H2	L		C		Std. Pack
			"	mm				"	mm	"	mm	
STANDARD PACK												
G25510-0404	4G-4MFA	7100-16445	1/4	6.4	7/16-20	1/2	9/16	1.95	49.5	.93	23.5	1
G25510-0405	4G-5MFA	7100-16455	1/4	6.4	1/2-20	1/2	5/8	1.97	50.0	.94	24.0	1
G25510-0506	5G-6MFA	7100-16505	5/16	7.9	9/16-18	5/8	11/16	2.21	56.1	1.11	28.1	1
G25510-0604	6G-4MFA	7100-16465	3/8	9.5	7/16-20	5/8	7/8	20.50	52.0	.95	24.1	1
G25510-0605	6G-5MFA	7100-16475	3/8	9.5	1/2-20	5/8	5/8	2.16	55.0	1.07	27.1	1
G25510-0606	6G-6MFA	7100-16485	3/8	9.5	9/16-18	5/8	11/16	2.07	52.5	.97	24.6	5

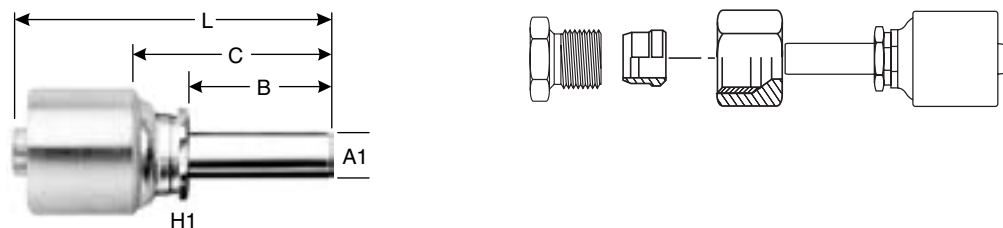
- EQUIPMENT
- HOSE/CPLG. SELECTION
- GLOBALSPIRAL COUPLINGS
- PCM COUPLINGS
- PCS COUPLINGS
- PCM/PCS FERRULES
- MEGACRIMP COUPLINGS
- POWER CRIMP COUPLINGS
- FIELD ATTACHABLE G1 & G2 COUPLINGS
- LOW PRESSURE COUPLINGS
- GLX COUPLINGS
- POLARSEAL COUPLINGS
- POWER STEERING
- PCTS THERMO-PLASTIC COUPLINGS
- ADAPTERS
- ACCESSORIES
- QUICK DISCONNECT COUPLERS
- BALL VALVES
- ASSEMBLY FABRICATION



SAE Male Flareless Assembly - Cont'd

Part No.	Descr.	Prod. No.	⊖			H1	H2	L		C		Std. Pack
			"	mm				"	mm	"	mm	
G25510-0608	6G-8MFA	7100-16495	3/8	9.5	3/4-16	3/4	7/8	2.20	56.0	1.11	28.1	1
G25510-0808	8G-8MFA	7100-06505	1/2	12.7	3/4-16	13/16	7/8	2.58	65.5	1.10	28.0	1
G25510-0810	8G-10MFA	7100-06515	1/2	12.7	7/8-14	7/8	1	2.64	67.0	1.16	29.5	1
G25510-1212	12G-12MFA	7100-06525	3/4	19.0	1 1/16-12	1 1/16	1 1/4	3.41	86.5	1.40	35.5	1
G25510-1616	16G-16MFA	7100-06535	1	25.4	1 5/16	1 3/8	1 1/2	3.94	100.0	1.70	43.2	1
BULK PACK												
G25510-0404X	4G-4MFAXBULK	7100-1644	1/4	6.4	7/16-20	1/2	9/16	1.95	49.5	.93	23.5	150
G25510-0405X	4G-5MFAXBULK	7100-1645	1/4	6.4	1/2-20	1/2	5/8	1.97	50.0	.94	24.0	125
G25510-0604X	6G-4MFAXBULK	7100-1646	3/8	9.5	7/16-20	5/8	7/8	20.50	52.0	.95	24.1	150
G25510-0605X	6G-5MFAXBULK	7100-1647	3/8	9.5	1/2-20	5/8	5/8	2.16	55.0	1.07	27.1	150
G25510-0606X	6G-6MFAXBULK	7100-1648	3/8	9.5	9/16-18	5/8	11/16	2.07	52.5	.97	24.6	200
G25510-0608X	6G-8MFAXBULK	7100-1649	3/8	9.5	3/4-16	3/4	7/8	2.20	56.0	1.11	28.1	150
G25510-0808X	8G-8MFAXBULK	7100-0650	1/2	12.7	3/4-16	13/16	7/8	2.58	65.5	1.10	28.0	100
G25510-0810X	8G-10MFAXBULK	7100-0651	1/2	12.7	7/8-14	7/8	1	2.64	67.0	1.16	29.5	125
G25510-1212X	12G-12MFAXBULK	7100-0652	3/4	19.0	1 1/16-12	1 1/16	1 1/4	3.41	86.5	1.40	35.5	60
G25510-1616X	16G-16MFAXBULK	7100-0653	1	25.4	1 5/16	1 3/8	1 1/2	3.94	100.0	1.70	43.2	30

North American Stand Pipe



Part No.	Descr.	Prod. No.	⊖		H1	L		C		B		A1	Std. Pack
			"	mm		"	mm	"	mm	"	mm		
STANDARD PACK													
G25520-0404	4G-4NASP	7100-08305	1/4	6.4	1/2	2.26	57.5	1.24	31.5	.88	22.4	1/4	1
G25520-0606	6G-6NASP	7100-08335	3/8	9.5	5/8	2.34	59.5	1.24	31.6	.88	22.4	3/8	1
G25520-0808	8G-8NASP	7100-08365	1/2	12.7	13/16	2.87	73.0	1.40	35.5	1.00	25.4	1/2	1
G25520-1212	12G-12NASP	7100-08435	3/4	19.0	1 1/16	3.58	91.0	1.57	40.0	1.16	29.5	3/4	1
G25520-1616	16G-16NASP	7100-08465	1	25.4	1 7/16	3.86	98.0	1.62	41.2	1.12	28.4	1	1

Female Flareless Sleeve



Part No.	Descr.	Prod. No.	A1	Std. Pack
			"	
STANDARD PACK				
G60051-0004	4FFS	7334-40555	1/4	5
G60051-0005	5FFS	7334-40565	5/16	5
G60051-0006	6FFS	7334-40575	3/8	5
G60051-0008	8FFS	7334-40435	1/2	5
G60051-0010	10FFS	7334-40585	5/8	1

Female Flareless Sleeve - Cont'd

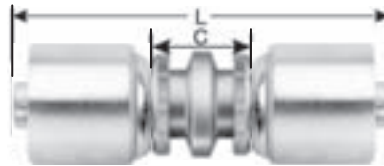
Part No.	Descr.	Prod. No.	A1	Std. Pack
			"	
G60051-0012	12FFS	7334-40595	3/4	1
G60051-0016	16FFS	7334-40605	1	1

Female Flareless Nut



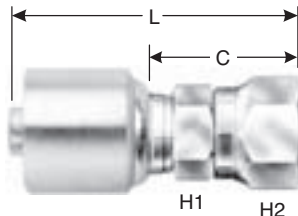
Part No.	Descr.	Prod. No.	A1		H1	Std. Pack
			"		"	
STANDARD PACK						
G60050-0004	4FFN	7334-40495	1/4	7/16-20	9/16	5
G60050-0005	5FFN	7334-40505	5/16	1/2-20	5/8	5
G60050-0006	6FFN	7334-40515	3/8	9/16-18	11/16	5
G60050-0008	8FFN	7334-40425	1/2	3/4-16	7/8	5
G60050-0010	10FFN	7334-40525	5/8	7/8-14	1	1
G60050-0012	12FFN	7334-40535	3/4	1 1/16-12	1 1/4	1
G60050-0016	16FFN	7334-40545	1	1 5/16-12	1 1/2	1

Hose Length Extender



Part No.	Descr.	Prod. No.	⊖			L		C		Std. Pack
			"	mm		"	mm	"	mm	
STANDARD PACK										
G25535-2020	20G-20HLE	7101-50705	1 1/4	31.7	1 1/4	5.96	151.5	1.32	33.5	1

Female Air Brake Swivel



Part No.	Descr.	Prod. No.	⊖			H1	H2	L		C		Std. Pack
			"	mm		"	"	"	mm	"	mm	
STANDARD PACK												
G25540-0606	6G-6FABX	7100-13095	3/8	9.5	3/4-20	3/4	7/8	2.41	61.2	1.31	33.3	1
G25540-0806	8G-6FABX	7100-13105	1/2	12.7	3/4-20	13/16	7/8	2.48	63.0	1.00	25.5	1

EQUIPMENT

HOSE/CPLG. SELECTION

GLOBALSPIRAL COUPLINGS

PCM COUPLINGS

PCS COUPLINGS

PCM/PCS FERRULES

MEGACRIMP COUPLINGS

POWER CRIMP COUPLINGS

FIELD ATTACHABLE G1 & G2 COUPLINGS

LOW PRESSURE COUPLINGS

GLX COUPLINGS

POLARSEAL COUPLINGS

POWER STEERING

PCTS THERMO-PLASTIC COUPLINGS

ADAPTERS

ACCESSORIES

QUICK DISCONNECT COUPLERS


BALL VALVES

ASSEMBLY FABRICATION

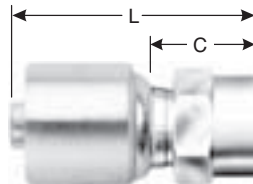


EQUIPMENT
HOSE/CPLG. SELECTION
GLOBALSPIRAL COUPLINGS
PCM COUPLINGS
PCS COUPLINGS
PCM/PCS FERRULES
MEGACRIMP COUPLINGS
POWER CRIMP COUPLINGS
FIELD ATTACHABLE G1 & G2 COUPLINGS
LOW PRESSURE COUPLINGS
GLX COUPLINGS
POLARSEAL COUPLINGS
POWER STEERING
PCTS THERMO-PLASTIC COUPLINGS
ADAPTERS
ACCESSORIES
QUICK DISCONNECT COUPLERS
BALL VALVES
ASSEMBLY FABRICATION


Female Air Brake Swivel - Cont'd

Part No.	Descr.	Prod. No.	⊖			H1	H2	L		C		Std. Pack
			"	mm		"	"	"	mm	"	mm	
G25540-0808	8G-8FABX	7100-13125	1/2	12.7	7/8-20	13/16	1 1/16	3.02	76.7	1.19	30.2	1

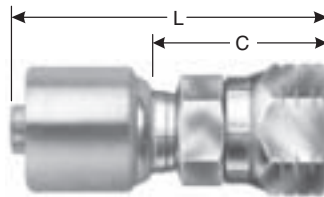
Female Grease



H1


Part No.	Descr.	Prod. No.	⊖			H1	H2	L		C		Std. Pack
			"	mm		"	"	"	mm	"	mm	
STANDARD PACK												
G25561-0408	4G-8FG	7100-09605	1/4	6.4	1/2-27	11/16	—	1.87	47.5	.85	21.5	1
G25561-0608	6G-8FG	7100-09615	3/8	9.5	1/2-27	11/16	—	1.93	49.1	.83	21.2	1

Female Parker Triple Thread Flare

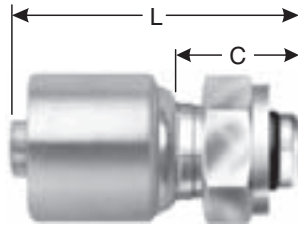


H1

H2

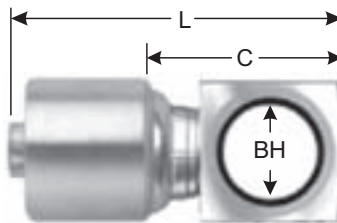
Part No.	Descr.	Prod. No.	⊖			H1	H2	L		C		Std. Pack
			"	mm		"	"	"	mm	"	mm	
STANDARD PACK												
G25562-1616	16G-16FZX	7100-00015	1	25.4	1 5/16-14	1 3/8	1 1/2	3.98	101.0	1.74	44.3	1

Pressure Wash Swivel



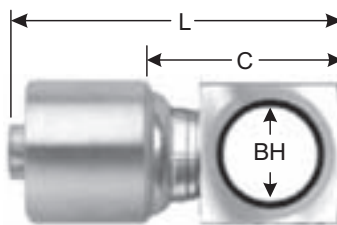
Part No.	Descr.	Prod. No.	⊖			L		C		Std. Pack
			"	mm		"	mm	"	mm	
STANDARD PACK										
G25563-0406	4G-6PWX	7100-02905	1/4	6.4	M22X1.5	2.52	64.0	1.50	38.0	1
G25563-0606	6G-6PWX	7100-02915	3/8	9.5	M22X1.5	2.60	66.0	1.50	38.1	1

US Banjo



Part No.	Descr.	Prod. No.	⊖		L		C		BH	Std. Pack
			"	mm	"	mm	"	mm	mm	
STANDARD PACK										
G25564-0606	6G-6BJ	7100-02945	3/4	9.5	2.28	57.8	.74	18.8	3.0	1

International Thread British Std Pipe Banjo



Part No.	Descr.	Prod. No.	⊖		L		C		BH	Std. Pack
			"	mm	"	mm	"	mm	mm	
STANDARD PACK										
G25850-0404	4G-4BSPBJ	7100-92565	1/4	6.4	2.10	53.4	1.19	30.3	13.2	1
G25850-0606	6G-6BSPBJ	7100-92575	3/8	9.5	2.20	55.8	1.30	32.4	16.8	1
G25850-0808	8G-8BSPBJ	7100-92925	1/2	12.7	2.80	70.7	1.50	38.2	21.0	1

EQUIPMENT

HOSE/CPLG. SELECTION

GLOBALSPIRAL COUPLINGS

PCM COUPLINGS

PCS COUPLINGS

PCM/PCS FERRULES

MEGACRIMP COUPLINGS

POWER CRIMP COUPLINGS

FIELD ATTACHABLE G1 & G2 COUPLINGS

LOW PRESSURE COUPLINGS

GLX COUPLINGS

POLARSEAL COUPLINGS

POWER STEERING

PCTS THERMO-PLASTIC COUPLINGS

ADAPTERS

ACCESSORIES

QUICK DISCONNECT COUPLERS

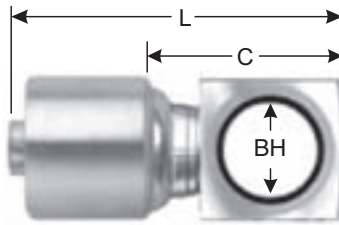
BALL VALVES

ASSEMBLY FABRICATION



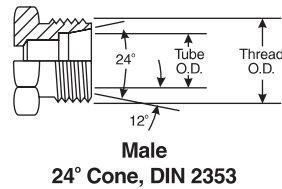
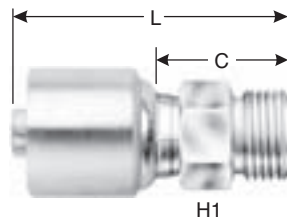
MegaCrimp® Couplings

International Thread Metric 7642 DIN Banjo



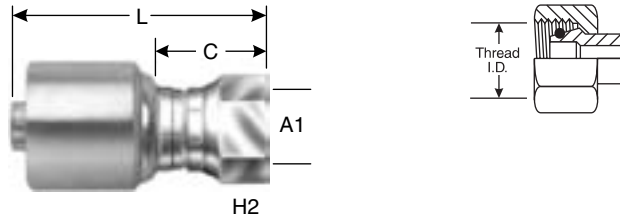
Part No.	Descr.	Prod. No.	⌀		L		C		BH	Std. Pack
			"	mm	"	mm	"	mm		
STANDARD PACK										
G25770-0412	4G-12DBJ	7100-91195	1/4	6.4	2.06	51.4	1.11	28.3	12.1	1
G25770-0614	6G-14DBJ	7100-91275	3/8	9.5	2.29	58.3	1.19	30.4	14.1	1
G25770-0616	6G-16DBJ	7100-91285	3/8	9.5	2.20	55.8	1.27	32.4	16.1	1
G25770-0818	8G-18DBJ	7100-91305	1/2	12.7	2.64	67.2	1.37	34.7	18.1	1
G25770-1226	12G-26DBJ	7100-93895	3/4	19.0	3.73	94.7	3.23	82.1	26.1	1
G25770-1630	16G-30DBJ	7100-94995	1	25.1	4.30	109.2	2.06	52.4	30.1	1

Male DIN 24° Cone - Light Series



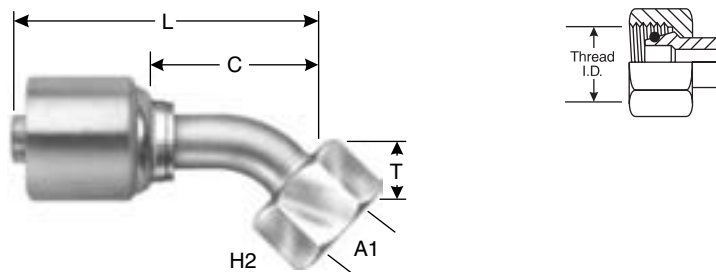
Part No.	Descr.	Prod. No.	⌀		H1	H2	L		C		Std. Pack	
			"	mm			"	mm	"	mm		
STANDARD PACK												
G25615-0406	4G-6MDL	7100-92685	1/4	6.4	M12X1.5	14.0	—	1.69	42.9	.78	19.8	1
G25615-0408	4G-8MDL	7100-14835	1/4	6.4	M14X1.5	17.0	—	1.97	50.0	.94	24.0	1
G25615-0410	4G-10MDL	7100-14845	1/4	6.4	M16X1.5	17.0	—	2.01	51.0	.98	25.0	1
G25615-0610	6G-10MDL	7100-14865	3/8	9.5	M16X1.5	17.0	—	2.07	52.5	.97	24.6	1
G25615-0612	6G-12MDL	7100-14875	3/8	9.5	M18X1.5	19.0	—	2.07	52.5	.97	24.6	1
G25615-0615	6G-15MDL	7100-92695	3/8	9.5	M22X1.5	24.0	—	1.86	47.3	.94	23.9	1
G25615-0815	8G-15MDL	7100-04885	1/2	12.7	M22X1.5	24.0	—	2.56	65.0	1.08	27.5	1
G25615-1018	10G-18MDL	7100-04895	5/8	15.8	M26X1.5	27.0	—	2.56	65.0	1.08	27.5	1
G25615-1022	10G-22MDL	7100-04935	5/8	15.9	M30X2.0	32.0	—	2.73	69.6	1.26	32.3	1
G25615-1222	12G-22MDL	7100-04905	3/4	19.0	M30X2.0	32.0	—	3.27	83.0	1.26	32.0	1
G25615-1628	16G-28MDL	7100-04915	1	15.8	M36X2.0	32.0	—	1.26	32.0	3.27	83.0	1
G25615-2035	20G-35MDL	7100-04925	1 1/4	31.8	M45X2.0	46.0	—	3.90	99.3	1.58	40.4	1
BULK PACK												
G25615-0610X	6G-10MDLXBULK	7100-1486	3/8	9.5	M16X1.5	17.0	—	2.07	52.5	.97	24.6	125
G25615-0612X	6G-12MDLXBULK	7100-1487	3/8	9.5	M18X1.5	19.0	—	2.07	52.5	.97	24.6	150

Female DIN 24° Cone Swivel - Light Series with O-Ring



Part No.	Descr.	Prod. No.	⌀		M	H1	H2	L		C		A1	Std. Pack
			"	mm				"	mm	"	mm		
STANDARD PACK													
G25645-0406	4G-8FDLORX	7100-92135	1/4	6.4	M12X1.5	—	14.0	1.92	48.7	1.01	25.8	6.0	1
G25645-0408	4G-8FDLORX	7100-91995	1/4	6.4	M14X1.5	—	17.0	2.02	51.3	1.12	28.4	8.0	1
G25645-0410	4G-10FDLORX	7100-92145	1/4	6.4	M16X1.5	—	19.0	2.17	55.2	1.15	29.3	10.0	1
G25645-0412	4G-12FDLORX	7100-92865	1/4	6.4	M18X1.5	—	22.0	2.07	52.6	1.17	29.7	12.0	1
G25645-0510	5G-10FDLORX	7100-92015	5/16	7.9	M16X1.5	—	19.0	2.12	53.9	1.17	29.7	10.0	1
G25645-0512	5G-12FDLORX	7100-92035	5/16	7.9	M18X1.5	—	22.0	2.13	54.1	1.18	29.9	12.0	1
G25645-0610	6G-10FDLORX	7100-92175	3/8	9.5	M16X1.5	—	19.0	2.06	52.3	1.15	29.2	10.0	1
G25645-0612	6G-12FDLORX	7100-92055	3/8	9.5	M18X1.5	—	22.0	2.09	53.0	1.18	29.9	12.0	1
G25645-0815	8G-15FDLORX	7100-92075	1/2	12.7	M22X1.5	—	27.0	2.43	61.8	1.16	29.3	15.0	1
G25645-1018	10G-18FDLORX	7100-92095	5/8	15.8	M26X1.5	—	32.0	2.36	60.0	1.19	30.3	18.0	1
G25645-1218	12G-18FDLORX	7100-92825	3/4	19.0	M30X2.0	—	32.0	2.70	68.5	1.18	30.0	18.0	1
G25645-1222	12G-22FDLORX	7100-92115	3/4	19.0	M30X2.0	—	36.0	2.79	70.8	1.27	32.3	22.0	1
G25645-1628	16G-28FDLORX	7100-92205	1	25.4	M36X2.0	—	41.0	3.21	81.6	1.45	36.7	28.0	1
G25645-2035	20G-35FDLORX	7100-92215	1 1/4	31.8	M45X2.0	—	36.0	3.56	90.3	1.74	44.1	35.0	1
BULK PACK													
G25645-0408X	4G-8FDLORX XBULK	7100-9199	1/4	6.4	M14X1.5	—	17.0	2.02	51.3	1.12	28.4	8.0	200
G25645-0412X	4G-12FDLORX XBULK	7100-9286	1/4	6.4	M18X1.5	—	22.0	2.07	52.6	1.17	29.7	12.0	200
G25645-0610X	6G-10FDLORX XBULK	7100-9217	3/8	9.5	M16X1.5	—	19.0	2.06	52.3	1.15	29.2	10.0	230
G25645-0612X	6G-12FDLORX XBULK	7100-9205	3/8	9.5	M18X1.5	—	22.0	2.09	53.0	1.18	29.9	12.0	200
G25645-0815X	8G-15FDLORX XBULK	7100-9207	1/2	12.7	M22X1.5	—	27.0	2.43	61.8	1.16	29.3	15.0	100
G25645-1018X	10G-18FDLORX XBULK	7100-9209	5/8	15.8	M26X1.5	—	32.0	2.36	60.0	1.19	30.3	18.0	100
G25645-1222X	12G-22FDLORX XBULK	7100-9211	3/4	19.0	M30X2.0	—	36.0	2.79	70.8	1.27	32.3	22.0	60

Female DIN 24° Cone Swivel - Light Series with O-Ring - 45° Bent Tube



Part No.	Descr.	Prod. No.	⌀		M	H1	H2	T		L		C		A1	Std. Pack
			"	mm				"	mm	"	mm	"	mm		
STANDARD PACK															
G25650-0408	4G-8FDLORX45	7100-91855	1/4	6.4	M14X1.5	—	17.0	.64	16.2	2.34	59.5	1.44	36.5	8.0	1

- EQUIPMENT
- HOSE/CPLG. SELECTION
- GLOBALSPIRAL COUPLINGS
- PCM COUPLINGS
- PCS COUPLINGS
- PCM/PCS FERRULES
- MEGACRIMP COUPLINGS**
- POWER CRIMP COUPLINGS
- FIELD ATTACHABLE G1 & G2 COUPLINGS
- LOW PRESSURE COUPLINGS
- GLX COUPLINGS
- POLARSEAL COUPLINGS
- POWER STEERING
- PCTS THERMO-PLASTIC COUPLINGS
- ADAPTERS
- ACCESSORIES
- QUICK DISCONNECT COUPLERS
- BALL VALVES
- ASSEMBLY FABRICATION

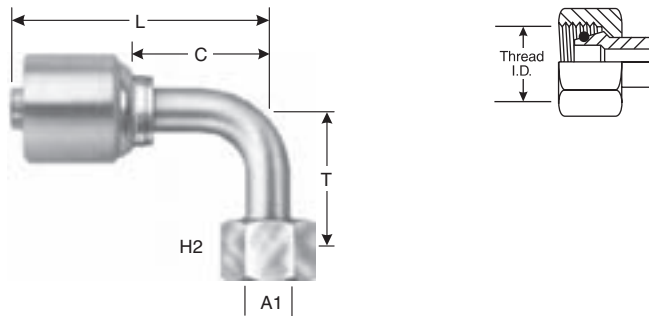


MegaCrimp® Couplings

Female DIN 24° Cone Swivel - Light Series with O-Ring - 45° Bent Tube - Cont'd

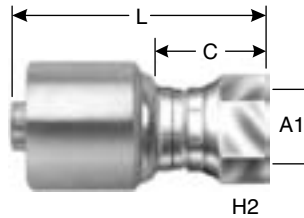
Part No.	Descr.	Prod. No.	⊖		M	H1	H2	T		L		C		A1	Std. Pack
			"	mm				"	mm	"	mm	"	mm		
G25650-0410	4G-10FDLORX45	7100-92265	1/4	6.4	M16X1.5	—	19.0	.70	17.9	2.41	61.3	1.51	38.3	10.0	1
G25650-0510	5G-10FDLORX45	7100-91895	5/16	7.9	M16X1.5	—	19.0	.67	17.1	2.50	63.4	1.55	39.3	10.0	1
G25650-0610	6G-10FDLORX45	7100-92295	3/8	9.5	M16X1.5	—	19.0	.73	18.6	2.50	63.6	1.59	40.5	10.0	1
G25650-0612	6G-12FDLORX45	7100-91875	3/8	9.5	M18X1.5	—	22.0	.74	18.9	2.52	64.0	1.61	40.9	12.0	1
G25650-0615	6G-15FDLORX45	7100-92315	3/8	9.5	M22X1.5	—	27.0	.89	22.5	2.66	67.5	1.75	44.4	15.0	1
G25650-0815	8G-15FDLORX45	7100-91935	1/2	12.7	M22X1.5	—	27.0	.79	20.2	3.13	79.5	1.85	47.1	15.0	1
G25650-1018	10G-18FDLORX45	7100-91955	5/8	15.9	M26X1.5	—	32.0	.98	24.8	3.37	85.7	2.21	56.0	18.0	1
G25650-1222	12G-22FDLORX45	7100-91975	3/4	19.0	M30X2.0	—	36.0	1.17	29.8	4.12	104.6	2.60	66.1	22.0	1
G25650-1628	16G-28FDLORX45	7100-92325	1	25.4	M36X2.0	—	41.0	1.21	30.9	4.87	123.7	3.10	78.8	28.0	1
G25650-2035	20G-35FDLORX45	7100-92335	1 1/4	31.7	M45X2.0	—	50.0	1.48	37.5	5.48	139.3	3.68	93.4	35.0	1

Female DIN 24° Cone Swivel - Light Series with O-Ring - 90° Bent Tube



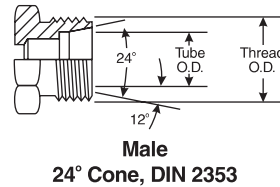
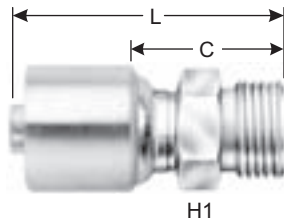
Part No.	Descr.	Prod. No.	⊖		M	H1	H2	T		L		C		A1	Std. Pack
			"	mm				"	mm	"	mm	"	mm		
STANDARD PACK															
G25655-0406	4G-6FDLORX90	7100-92375	1/4	6.4	M12X1.5	—	14.0	1.38	35.0	2.15	54.5	1.24	31.5	6.0	1
G25655-0408	4G-8FDLORX90	7100-91685	1/4	6.4	M14X1.5	—	17.0	1.38	35.0	2.15	54.5	1.24	31.5	8.0	1
G25655-0410	4G-10FDLORX90	7100-92385	1/4	6.4	M16X1.5	—	19.0	1.44	36.5	2.14	54.5	1.24	31.5	10.0	1
G25655-0510	5G-10FDLORX90	7100-91725	5/16	9.5	M16X1.5	—	19.0	1.44	36.5	2.31	58.6	1.35	34.4	10.0	1
G25655-0610	6G-10FDLORX90	7100-92415	3/8	9.5	M16X1.5	—	19.0	1.44	36.5	2.18	55.3	1.27	32.2	10.0	1
G25655-0612	6G-12FDLORX90	7100-91705	3/8	9.5	M18X1.5	—	22.0	1.46	37.0	2.18	55.3	1.27	32.2	12.0	1
G25655-0815	8G-15FDLORX90	7100-91765	1/2	12.7	M22X1.5	—	27.0	1.65	42.0	2.87	72.8	1.59	40.4	15.0	1
G25655-1018	10G-18FDLORX90	7100-91785	5/8	15.8	M26X1.5	—	32.0	2.03	51.5	3.04	77.3	1.87	47.6	18.0	1
G25655-1222	12G-22FDLORX90	7100-91805	3/4	19.0	M30X2.0	—	36.0	2.44	62.0	3.73	94.8	2.22	56.3	22.0	1
G25655-1628	16G-28FDLORX90	7100-92445	1	25.4	M36X2.0	—	41.0	2.76	70.0	4.69	119.2	2.93	74.3	28.0	1
G25655-2035	20G-35FDLORX90	7100-92455	1 1/4	31.8	M45X2.0	—	36.0	3.15	80.0	5.07	128.8	3.26	82.8	35.0	1
BULK PACK															
G25655-0408X	4G-8FDLORX90XBULK	7100-9168	1/4	6.4	M12X1.5	—	17.0	1.38	35.0	2.15	54.5	1.24	31.5	8.0	250
G25655-0612X	6G-12FDLORX90XBULK	7100-9170	3/8	9.5	M18X1.5	—	22.0	1.46	37.0	2.18	55.3	1.27	32.2	12.0	175
G25655-0815X	8G-15FDLORX90XBULK	7100-9176	1/2	12.7	M22X1.5	—	27.0	1.65	42.0	2.87	72.8	1.59	40.4	15.0	120
G25655-1018X	10G-18FDLORX90XBULK	7100-9178	5/8	15.8	M26X1.5	—	32.0	2.03	51.5	3.04	77.3	1.87	47.6	18.0	75

Female French GAZ Swivel



Part No.	Descr.	Prod. No.	⊖			H1	H2	L		C		Std. Pack
			"	mm		mm	mm	"	mm	"	mm	
STANDARD PACK												
G25680-0817	8G-17FFGX	7100-93555	1/2	12.7	M24X1.5	—	24.0	2.49	63.4	1.01	25.9	1

Male DIN 24° Cone - Heavy Series



Part No.	Descr.	Prod. No.	⊖			H1	H2	L		C		A1	Std. Pack
			"	mm		mm	mm	"	mm	"	mm	mm	
STANDARD PACK													
G25715-0408	4G-8MDH	7100-15315	1/4	6.4	M16X1.5	17.0	—	2.09	53.0	1.06	27.0	8.0	1
G25715-0410	4G-10MDH	7100-15325	1/4	6.4	M18X1.5	19.0	—	2.07	52.5	1.04	26.5	10.0	1
G25715-0512	5G-12MDH	7100-93015	5/16	7.9	M20X1.5	22.0	—	2.04	51.9	1.09	27.8	12.0	1
G25715-0610	6G-10MDH	7100-15345	3/8	9.5	M18X1.5	19.0	—	2.07	52.5	.97	24.6	10.0	1
G25715-0612	6G-12MDH	7100-15355	3/8	9.5	M20X1.5	24.0	—	2.26	57.5	1.17	29.6	12.0	1
G25715-0614	6G-14MDH	7100-15365	3/8	9.5	M22X1.5	24.0	—	2.34	59.5	1.24	31.6	12.0	1
G25715-0812	8G-12MDH	7100-94815	1/2	12.7	M20X1.5	24.0	—	2.42	61.5	1.14	29.0	12.0	1
G25715-0816	8G-16MDH	7100-05375	1/2	12.7	M24X1.5	27.0	—	2.72	69.0	1.24	31.5	16.0	1
G25715-1020	10G-20MDH	7100-05385	5/8	15.8	M30X2.0	32.0	—	2.89	73.5	1.42	36.0	20.0	1
G25715-1220	12G-20MDH	7100-92755	3/4	19.1	M30X2.0	32.0	—	2.85	72.3	1.33	33.9	20.0	1
G25715-1225	12G-25MDH	7100-05395	3/4	19.0	M36X2.0	41.0	—	3.62	92.0	1.61	41.0	25.0	1
G25715-1630	16G-30MDH	7100-92535	1	25.4	M42X2.0	16.0	—	3.48	88.3	1.67	42.4	30.0	1
G25715-2038	20G-38MDH	7100-92545	1 1/4	31.7	M52X2.0	55.0	—	3.72	94.4	1.93	49.1	38.0	1

EQUIPMENT

HOSE/CPLG. SELECTION

GLOBALSPIRAL COUPLINGS

PCM COUPLINGS

PCS COUPLINGS

PCM/PCS FERRULES

MEGACRIMP COUPLINGS

POWER CRIMP COUPLINGS

FIELD ATTACHABLE G1 & G2 COUPLINGS

LOW PRESSURE COUPLINGS

GLX COUPLINGS

POLARSEAL COUPLINGS

POWER STEERING

PCTS THERMO-PLASTIC COUPLINGS

ADAPTERS

ACCESSORIES

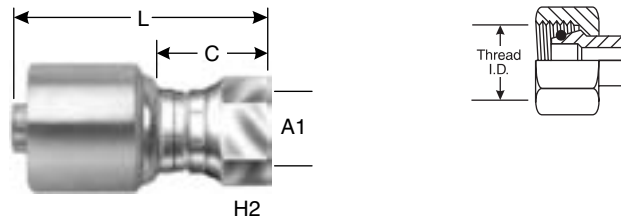
QUICK DISCONNECT COUPLERS

BALL VALVES

ASSEMBLY FABRICATION

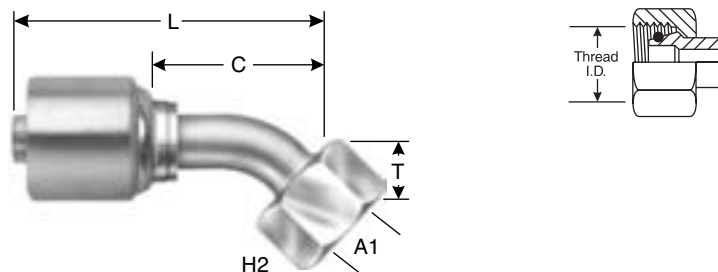


Female DIN 24° Cone Swivel - Heavy Series with O-Ring



Part No.	Descr.	Prod. No.	⌀		M	H1	H2	L		C		A1	Std. Pack
			"	mm		mm	mm	"	mm	"	mm	mm	
STANDARD PACK													
G25720-0408	4G-8FDHORX	7100-92005	1/4	6.4	M16X1.5	—	19.0	2.02	51.3	1.12	28.4	8.0	1
G25720-0410	4G-10FDHORX	7100-92155	1/4	6.4	M18X1.5	—	22.0	2.06	52.2	1.15	29.3	10.0	1
G25720-0412	4G-12FDHORX	7100-92875	5/16	7.9	M18X1.5	—	22.0	2.07	52.6	1.17	29.7	12.0	1
G25720-0512	5G-12FDHORX	7100-92045	5/16	7.9	M20X1.5	—	24.0	2.28	58.0	1.18	30.0	12.0	1
G25720-0514	5G-14FDHORX	7100-94835	5/16	7.9	M22X1.5	—	27.0	2.11	53.6	1.18	30.0	14.0	1
G25720-0610	6G-10FDHORX	7100-92185	3/8	9.5	M18X1.5	—	22.0	2.06	52.3	1.15	29.2	10.0	1
G25720-0612	6G-12FDHORX	7100-92065	3/8	9.5	M20X1.5	—	24.0	2.09	53.0	1.18	29.9	12.0	1
G25720-0614	6G-14FDHORX	7100-93305	3/8	9.5	M22X1.5	—	27.0	2.19	55.6	1.28	32.5	14.0	1
G25720-0812	8G-12FDHORX	7100-93335	1/2	12.7	M20X1.5	—	24.0	2.76	70.2	1.29	32.7	12.0	1
G25720-0814	8G-14FDHORX	7100-94795	1/2	12.7	M22X1.5	—	27.0	2.56	65.0	1.28	32.5	14.0	1
G25720-0816	8G-16FDHORX	7100-92085	1/2	12.7	M24X1.5	—	30.0	2.60	66.1	1.32	33.6	16.0	1
G25720-1020	10G-20FDHORX	7100-92105	5/8	15.9	M30X1.5	—	36.0	2.67	67.9	1.51	38.2	20.0	1
G25720-1220	12G-20FDHORX	7100-96675	3/4	19.1	M30X2.0	—	36.0	3.61	91.7	1.60	40.7	20.0	1
G25720-1225	12G-25FDHORX	7100-92125	3/4	19.0	M36X2.0	—	46.0	3.19	81.1	1.68	42.6	25.0	1
G25720-1625	16G-25FDHORX	7100-93215	1	25.4	M42X2.0	—	46.0	4.04	102.5	1.80	45.7	25.0	1
G25720-1630	16G-30FDHORX	7100-92235	1	25.4	M42X2.0	—	50.0	3.70	94.1	1.94	49.2	30.0	1
BULK PACK													
G25720-0410X	4G-10FDHXORX XBULK	7100-9215	1/4	6.4	M18X1.5	—	22.0	2.06	52.2	1.15	29.3	10.0	150
G25720-0612X	6G-12FDHORX XBULK	7100-9206	3/8	9.5	M20X1.5	—	24.0	2.09	53.0	1.18	29.9	12.0	150
G25720-0816X	8G-16FDHORX XBULK	7100-9208	1/2	12.7	M24X1.5	—	30.0	2.60	66.1	1.32	33.6	16.0	100
G25720-1625X	16G-25FDHORX XBULK	7100-9321	1	25.4	M42X2.0	—	46.0	4.04	102.5	1.80	45.7	25.0	30
G25720-1630X	16G-30FDHORX XBULK	7100-9223	1	25.4	M42X2.0	—	50.0	3.70	94.1	1.94	49.2	30.0	30

Female DIN 24° Cone Swivel - Heavy Series with O-Ring - 45° Bent Tube

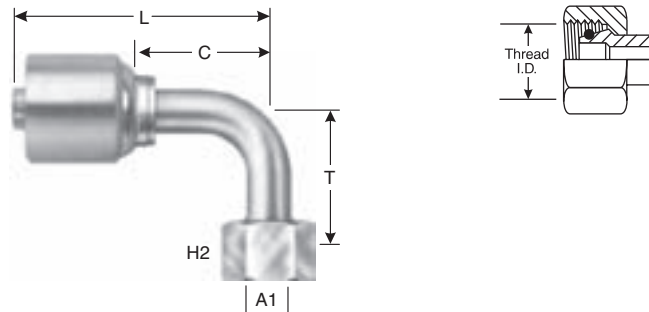


Part No.	Descr.	Prod. No.	⌀		M	H1	H2	T	L		C		A1	Std. Pack	
			"	mm		mm	mm	"	mm	"	mm	mm			
STANDARD PACK															
G25725-0408	4G-8FDHORX45	7100-91865	1/4	6.4	M16X1.5	—	19.0	.64	16.2	2.34	59.5	1.44	36.5	8.0	1

Female DIN 24° Cone Swivel - Heavy Series with O-Ring - 45° Bent Tube - Cont'd

Part No.	Descr.	Prod. No.	⊖		🌀	H1	H2	T		L		C		A1	Std. Pack
			"	mm				"	mm	"	mm	"	mm		
G25725-0612	6G-12FDHORX45	7100-91885	3/8	9.5	M20X1.5	—	24.0	.74	18.9	2.52	64.0	1.61	40.9	12.0	1
G25725-0814	8G-14FDHORX45	7100-94855	1/2	12.7	M22X1.5	—	27.0	1.11	28.3	3.40	86.4	2.13	54.0	14.0	1
G25725-0816	8G-16FDHORX45	7100-91945	1/2	12.7	M24X1.5	—	30.0	.85	21.6	3.19	81.0	1.91	48.5	16.0	1
G25725-1020	10G-20FDHORX45	7100-91965	5/8	15.9	M30X1.5	—	36.0	.98	24.9	3.36	85.4	2.19	55.7	20.0	1
G25725-1225	12G-25FDHORX45	7100-91985	3/4	19.0	M36X2.0	—	46.0	1.23	31.2	4.17	106.0	2.66	67.5	25.0	1

Female DIN 24° Cone Swivel - Heavy Series with O-Ring - 90° Bent Tube



Part No.	Descr.	Prod. No.	⊖		🌀	H1	H2	T		L		C		A1	Std. Pack
			"	mm				"	mm	"	mm	"	mm		
STANDARD PACK															
G25730-0408	4G-8FDHORX90	7100-91695	1/4	6.4	M16X1.5	—	19.0	1.38	35.0	2.14	54.5	1.24	31.5	8.0	1
G25730-0410	4G-10FDHORX90	7100-92395	1/4	6.4	M18X1.5	—	22.0	1.44	36.5	2.15	54.5	1.24	31.5	10.0	1
G25730-0512	5G-12FDHORX90	7100-91755	5/16	7.9	M20X1.5	—	24.0	1.46	37.0	2.32	59.0	1.22	31.0	12.0	1
G25730-0514	5G-14FDHORX90	7100-94845	5/16	7.9	M22X1.5	—	24.0	1.57	40.0	2.15	54.6	1.22	31.0	14.0	1
G25730-0610	6G-10FDHORX90	7100-92425	3/8	9.5	M18X1.5	—	22.0	1.44	36.5	2.18	55.3	1.27	32.2	10.0	1
G25730-0612	6G-12FDHORX90	7100-91715	3/8	9.5	M20X1.5	—	24.0	1.46	37.0	2.18	55.3	1.27	32.2	12.0	1
G25730-0614	6G-14FDHORX90	7100-92465	3/8	9.5	M22X1.5	—	27.0	1.57	40.0	2.18	55.3	1.27	32.2	14.0	1
G25730-0814	8G-14FDHORX90	7100-13005	1/2	12.7	M22X1.5	—	27.0	1.57	40.0	2.18	55.3	1.27	32.3	14.0	1
G25730-0816	8G-16FDHORX90	7100-91775	1/2	12.7	M24X1.5	—	30.0	1.73	44.0	2.87	72.8	1.59	40.4	16.0	1
G25730-1020	10G-20FDHORX90	7100-91795	5/8	15.9	M30X2.0	—	36.0	2.01	51.0	3.00	76.3	1.83	46.6	20.0	1
G25730-1025	10G-25FDHORX90	7100-94825	5/8	15.8	M36X2.0	—	46.0	2.52	64.0	3.31	84.1	1.83	46.6	25.0	1
G25730-1220	12G-20FDHORX90	7100-93035	3/4	19.0	M30X2.0	—	36.0	2.01	51.0	3.46	87.8	1.94	49.3	20.0	1
G25730-1225	12G-25FDHORX90	7100-91815	3/4	19.0	M36X2.0	—	46.0	2.52	64.0	3.73	94.8	2.22	56.3	25.0	1
BULK PACK															
G25730-0410X	4G-10FDHORX90XBULK	7100-9239	1/4	6.4	M18X1.5	—	22.0	1.44	36.5	2.15	54.5	1.24	31.5	10.0	200

EQUIPMENT

HOSE/CPLG. SELECTION

GLOBALSPIRAL COUPLINGS

PCM COUPLINGS

PCS COUPLINGS

PCM/PCS FERRULES

MEGACRIMP COUPLINGS

POWER CRIMP COUPLINGS

FIELD ATTACHABLE G1 & G2 COUPLINGS

LOW PRESSURE COUPLINGS

GLX COUPLINGS

POLARSEAL COUPLINGS

POWER STEERING

PCTS THERMO-PLASTIC COUPLINGS

ADAPTERS

ACCESSORIES

QUICK DISCONNECT COUPLERS

BALL VALVES

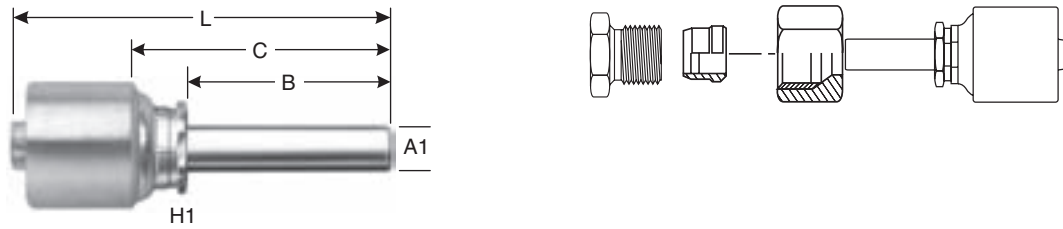
ASSEMBLY FABRICATION



MegaCrimp® Couplings

EQUIPMENT
HOSE/CPLG. SELECTION
GLOBALSPIRAL COUPLINGS
PCM COUPLINGS
PCS COUPLINGS
PCM/PCS FERRULES
MEGACRIMP COUPLINGS
POWER CRIMP COUPLINGS
FIELD ATTACHABLE G1 & G2 COUPLINGS
LOW PRESSURE COUPLINGS
GLX COUPLINGS
POLARSEAL COUPLINGS
POWER STEERING
PCTS THERMO-PLASTIC COUPLINGS
ADAPTERS
ACCESSORIES
QUICK DISCONNECT COUPLERS
BALL VALVES
ASSEMBLY FABRICATION

Metric Light Stand Pipe



Part No.	Descr.	Prod. No.	⌀		H1	L		C		B		A1	Std. Pack
			"	mm		"	mm	"	mm	"	mm		
STANDARD PACK													
G25750-0406	4G-6MSP	7100-93355	1/4	6.4	1/2	2.24	57.0	1.22	31.0	.87	22.0	6.0	1
G25750-0408	4G-8MSP	7100-93365	1/4	6.4	1/2	2.24	57.0	1.22	31.0	.87	22.0	8.0	1
G25750-0410	4G-10MSP	7100-93375	1/4	6.4	1/2	2.54	64.5	1.51	38.5	.87	22.0	8.0	1
G25750-0610	6G-10MSP	7100-90325	3/8	9.5	5/8	2.34	59.5	1.24	31.6	.91	23.0	10.0	1
G25750-0612	6G-12MSP	7100-90005	3/8	9.5	5/8	2.34	59.5	1.24	31.6	.91	23.0	12.0	1
G25750-0815	8G-15MSP	7100-90045	1/2	12.7	13/16	2.81	71.5	1.34	34.0	.98	25.0	15.0	1
G25750-1018	10G-18MSP	7100-93405	5/8	15.8	15/16	3.04	77.2	1.56	39.7	.98	25.0	18.0	1
G25750-1022	10G-22MSP	7100-95335	5/8	15.8	15/16	3.11	79.0	1.63	41.5	.98	25.0	22.0	1
G25750-1218	12G-18MSP	7100-95345	3/4	19.0	1 1/16	3.44	87.5	1.44	36.5	1.02	26.0	18.0	1
G25750-1222	12G-22MSP	7100-93465	3/4	19.0	1 1/16	3.50	89.0	1.50	38.0	1.10	28.0	22.0	1
G25750-1628	16G-28MSP	7100-95355	1	25.4	1 7/16	3.90	99.0	1.66	42.2	1.18	30.0	28.0	1

Metric Bite Sleeve



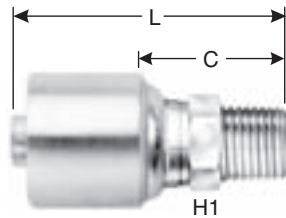
Part No.	Descr.	Prod. No.	A1	Std. Pack
			mm	
STANDARD PACK				
G64787-0006	6BS	7253-26815	6.0	5
G64787-0008	8BS	7253-26835	8.0	5
G64787-0010	10BS	7253-26855	10.0	1
G64787-0012	12BS	7253-26875	12.0	1
G64787-0014	14BS	7253-26895	14.0	1
G64787-0015	15BS	7253-26905	15.0	1
G64787-0016	16BS	7253-26915	16.0	1
G64787-0018	18BS	7253-26925	18.0	1
G64787-0020	20BS	7253-26935	20.0	1
G64787-0022	22BS	7253-26945	22.0	1
G64787-0025	25BS	7253-26955	25.0	1
G64787-0028	28BS	7253-26965	28.0	1
G64787-0030	30BS	7253-26975	30.0	1
G64787-0035	35BS	7253-26985	35.0	1
G64787-0038	38BS	7253-26995	38.0	1
G64787-0042	42BS	7253-27005	42.0	1

Metric Bite Nut

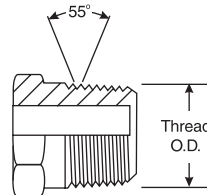


Part No.	Descr.	Prod. No.		A1	Std. Pack
				mm	
STANDARD PACK					
G64789-0006	6MNH	7253-27115	M14X1.5	6.0	5
G64788-0006	6MNL	7253-27105	M12X1.5	6.0	5
G64789-0008	8MNH	7253-27135	M16X1.5	8.0	5
G64788-0008	8MNL	7253-27125	M14X1.5	8.0	5
G64789-0010	10MNH	7253-27155	M18X1.5	10.0	1
G64788-0010	10MNL	7253-27145	M16X1.5	10.0	1
G64789-0012	12MNH	7253-27175	M20X1.5	12.0	1
G64788-0012	12MNL	7253-27165	M18X1.5	12.0	1
G64789-0014	14MNH	7253-27195	M22X1.5	15.0	1
G64788-0015	15MNL	7253-27185	M22X1.5	14.0	1
G64789-0016	16MNH	7253-27205	M24X1.5	16.0	1
G64788-0018	18MNL	7253-27215	M26X1.5	18.0	1
G64789-0020	20MNH	7253-27225	M30X1.5	20.0	1
G64788-0022	22MNL	7253-27235	M30X1.5	22.0	1
G64789-0025	25MNH	7253-27245	M36X1.5	25.0	1
G64788-0028	28MNL	7253-27255	M36X1.5	28.0	1
G64789-0030	30MNH	7253-27265	M42X1.5	30.0	1
G64788-0035	35MNL	7253-27275	M45X1.5	35.0	1
G64789-0038	38MNH	7253-27285	M52X1.5	38.0	1
G64788-0042	42MNL	7253-27295	M52X1.5	42.0	1

Male British Standard Pipe Tapered/Japanese Tapered Thread



H1



BSPT Male

Part No.	Descr.	Prod. No.	⊖			H1	H2	L		C		Std. Pack
			"	mm		mm	mm	"	mm	"	mm	
STANDARD PACK												
G25795-0404	4G-4MBSPT	7100-91075	1/4	6.4	1/4-19	14.0	—	1.89	47.9	.97	24.8	1
G25795-0606	6G-6MBSPT	7100-91105	3/8	9.5	3/8-19	19.0	—	1.95	49.5	1.03	26.1	1
G25795-0808	8G-8MBSPT	7100-91125	1/2	12.7	1/2-14	22.0	—	2.49	63.4	1.22	30.9	1
G25795-1212	12G-12MBSPT	7100-91145	3/4	19.0	3/4-14	32.0	—	2.92	74.1	1.41	35.7	1
G25795-1616	16G-16MBSPT	7100-91155	1	25.4	1-11	36.0	—	3.44	87.5	1.64	41.6	1

EQUIPMENT

HOSE/CPLG. SELECTION

GLOBALSPIRAL COUPLINGS

PCM COUPLINGS

PCS COUPLINGS

PCM/PCS FERRULES

MEGACRIMP COUPLINGS

POWER CRIMP COUPLINGS

FIELD ATTACHABLE G1 & G2 COUPLINGS

LOW PRESSURE COUPLINGS

GLX COUPLINGS

POLARSEAL COUPLINGS

POWER STEERING

PCTS THERMO-PLASTIC COUPLINGS

ADAPTERS

ACCESSORIES

QUICK DISCONNECT COUPLERS

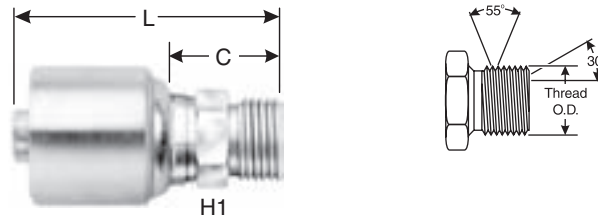
BALL VALVES

ASSEMBLY FABRICATION



MegaCrimp® Couplings

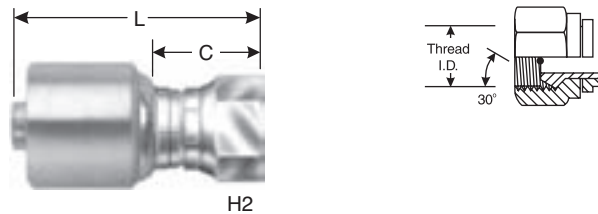
Male British Standard Parallel Pipe



Part No.	Descr.	Prod. No.	⊖		🌀	H1	H2	L		C		Std. Pack
			"	mm		mm	mm	"	mm	"	mm	
STANDARD PACK												
G25810-0404	4G-4MBSPP	7100-15515	1/4	6.4	1/4-19	19.0	—	2.11	53.5	1.08	27.5	1
G25810-0606	6G-6MBSPP	7100-15525	3/8	9.5	3/8-19	22.0	—	2.17	55.0	1.07	27.1	1
G25810-0608	6G-8MBSPP	7100-15535	3/8	9.5	1/2-14	27.0	—	2.36	60.0	1.26	32.1	1
G25810-0806	8G-6MBSPP	7100-93245	1/8	12.7	3/8-19	22.0	—	2.30	58.5	1.02	26.0	1
G25810-0808	8G-8MBSPP	7100-05545	1/2	12.7	1/2-14	27.0	—	2.72	69.0	1.24	31.5	1
G25810-1010	10G-10MBSPP	7100-05555	5/8	15.8	5/8-14	30.0	—	2.89	73.5	1.41	36.0	1
G25810-1212	12G-12MBSPP	7100-05565	3/4	19.0	3/4-14	32.0	—	3.35	85.0	1.34	34.0	1
G25810-1616	16G-16MBSPP	7100-05575	1	25.4	1-11	41.0	—	3.98	101.0	1.74	44.2	1
G25810-2020	20G-20MBSPP	7100-05585	1 1/4	31.8	1 1/4-11	50.0	—	4.33	110.0	2.00	51.0	1

Female British Standard Parallel Pipe O-Ring Swivel

Includes O-Ring sealing in flare.



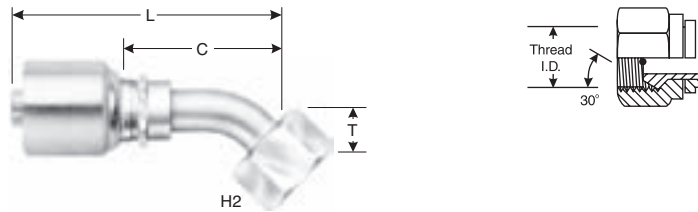
Part No.	Descr.	Prod. No.	⊖		🌀	H1	H2	L		C		Std. Pack
			"	mm		mm	mm	"	mm	"	mm	
STANDARD PACK												
G25830-0404	4G-4FBSPORX	7100-94175	1/4	6.4	1/4-19	—	19.0	1.57	39.9	.67	17.0	1
G25830-0406	4G-6FBSPORX	7100-94185	1/4	6.4	3/8-19	—	22.0	1.57	39.9	.67	17.0	1
G25830-0506	5G-6FBSPORX	7100-94195	5/16	7.9	3/8-19	—	22.0	1.66	42.2	.71	18.1	1
G25830-0508	5G-8FBSPORX	7100-94205	5/16	7.9	1/2-14	—	27.0	2.16	54.8	1.06	26.8	1
G25830-0606	6G-6FBSPORX	7100-94215	3/8	9.5	3/8-19	—	22.0	1.61	41.0	.70	17.9	1
G25830-0608	6G-8FBSPORX	7100-94225	3/8	9.5	1/2-14	—	27.0	1.58	40.2	.67	17.1	1
G25830-0806	8G-6FBSPORX	7100-94235	1/2	12.7	3/8-19	—	22.0	2.62	66.5	1.14	29.0	1
G25830-0808	8G-8FBSPORX	7100-94245	1/2	12.7	1/2-14	—	27.0	2.53	64.2	1.05	26.7	1
G25830-0810	8G-10FBSPORX	7100-94255	1/2	12.7	5/8-14	—	27.0	2.68	68.0	1.20	30.5	1
G25830-1010	10G-10FBSPORX	7100-94265	5/8	15.8	5/8-14	—	30.0	1.92	48.8	.75	19.1	1
G25830-1012	10G-12FBSPORX	7100-94275	5/8	15.8	3/4-14	—	32.0	1.99	50.5	.82	20.8	1
G25830-1212	12G-12FBSPORX	7100-94285	3/4	19.0	3/4-14	—	32.0	2.34	59.5	.83	21.0	1
G25830-1216	12G-16FBSPORX	7100-94295	3/4	19.0	1-11	—	41.0	3.43	87.0	1.42	36.0	1
G25830-1616	16G-16FBSPORX	7100-94305	1	25.4	1-11	—	41.0	2.76	70.1	.99	25.2	1
G25830-2020	20G-20FBSPORX	7100-94315	1 1/4	31.7	1 1/4-11	—	50.0	2.97	75.5	1.16	29.5	1
BULK PACK												
G25830-0404X	4G-4FBSPORX XBULK	7100-9417	1/4	6.4	1/4-19	—	19.0	1.57	39.9	.67	17.0	200

Female British Standard Parallel Pipe O-Ring Swivel - Cont'd

Part No.	Descr.	Prod. No.	⊖			H1	H2	L		C		Std. Pack
			"	mm				"	mm	"	mm	
G25830-0606X	6G-6FBSPORX XBULK	7100-9421	3/8	9.5	3/8-19	—	22.0	1.61	41.0	.70	17.9	200
G25830-0808X	8G-8FBSPORX XBULK	7100-9424	1/2	12.7	1/2-14	—	27.0	2.53	64.2	1.05	26.7	100
G25830-1010X	10G-10FBSPORX XBULK	7100-9426	5/8	15.8	5/8-14	—	30.0	1.92	48.8	.75	19.1	70
G25830-1212X	12G-12FBSPORX XBULK	7100-9428	3/4	19.0	3/4-14	—	32.0	2.34	59.5	.83	21.0	60
G25830-1616X	16G-16FBSPORX XBULK	7100-9430	1	25.4	1-11	—	41.0	2.76	70.1	.99	25.2	25

Female British Standard Parallel Pipe O-Ring Swivel - 45° Bent Tube

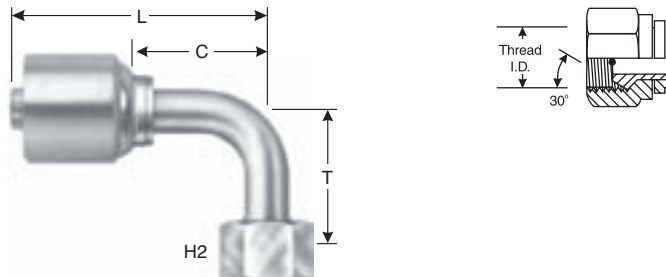
Includes O-Ring sealing in flare.



Part No.	Descr.	Prod. No.	⊖			H1	H2	T		L		C		Std. Pack
			"	mm				"	mm	"	mm	"	mm	
STANDARD PACK														
G25831-0404	4G-4FBSPORX45	7100-91445	1/4	6.4	1/4-19	—	19.0	.46	11.6	2.13	54.0	1.22	31.1	1
G25831-0606	6G-6FBSPORX45	7100-91475	3/8	9.5	3/8-19	—	22.0	.61	15.4	2.44	62.1	1.54	39.1	1
G25831-0808	8G-8FBSPORX45	7100-91495	1/2	12.7	1/2-14	—	27.0	.67	17.0	3.01	76.5	1.73	44.0	1
G25831-1010	10G-10FBSPORX45	7100-91505	5/8	15.9	3/4-14	—	30.0	.84	21.3	3.22	81.8	2.05	52.1	1
G25831-1212	12G-12FBSPORX45	7100-91525	3/4	19.0	3/4-14	—	32.0	1.11	28.3	4.05	102.9	2.54	64.4	1
G25831-1616	16G-16FBSPORX45	7100-91535	1	25.4	1-11	—	41.0	1.22	30.9	4.87	123.6	3.10	78.8	1
G25831-2020	20G-20FBSPORX45	7100-92715	1 1/4	31.7	1 1/4-11	—	50.0	1.48	37.5	5.50	139.6	3.68	93.4	1

Female British Standard Parallel Pipe O-Ring Swivel - 90° Bent Tube

Includes O-Ring sealing in flare.



Part No.	Descr.	Prod. No.	⊖			H1	H2	T		L		C		Std. Pack
			"	mm				"	mm	"	mm	"	mm	
STANDARD PACK														
G25832-0404	4G-4FBSPORX90	7100-91545	1/4	6.4	1/4-19	—	19.0	.93	23.5	1.94	49.4	1.04	26.5	1
G25832-0606	6G-6FBSPORX90	7100-91575	3/8	9.5	1/2-14	—	22.0	1.26	32.0	2.24	57.0	1.34	34.0	1

EQUIPMENT

HOSE/CPLG. SELECTION

GLOBALSPIRAL COUPLINGS

PCM COUPLINGS

PCS COUPLINGS

PCM/PCS FERRULES

MEGACRIMP COUPLINGS

POWER CRIMP COUPLINGS

FIELD ATTACHABLE G1 & G2 COUPLINGS

LOW PRESSURE COUPLINGS

GLX COUPLINGS

POLARSEAL COUPLINGS

POWER STEERING

PCTS THERMO-PLASTIC COUPLINGS

ADAPTERS

ACCESSORIES

QUICK DISCONNECT COUPLERS

BALL VALVES

ASSEMBLY FABRICATION

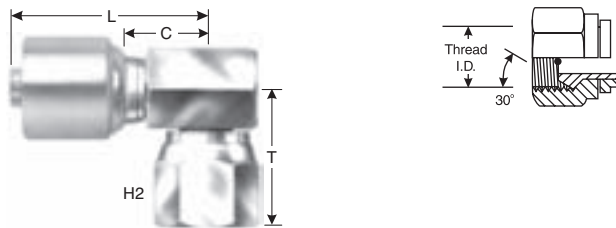


- EQUIPMENT
- HOSE/CPLG. SELECTION
- GLOBALSPIRAL COUPLINGS
- PCM COUPLINGS
- PCS COUPLINGS
- PCM/PCS FERRULES
- MEGACRIMP COUPLINGS
- POWER CRIMP COUPLINGS
- FIELD ATTACHABLE G1 & G2 COUPLINGS
- LOW PRESSURE COUPLINGS
- GLX COUPLINGS
- POLARSEAL COUPLINGS
- POWER STEERING
- PCTS THERMO-PLASTIC COUPLINGS
- ADAPTERS
- ACCESSORIES
- QUICK DISCONNECT COUPLERS
- BALL VALVES
- ASSEMBLY FABRICATION

Female British Standard Parallel Pipe O-Ring Swivel - 90° Bent Tube - Cont'd

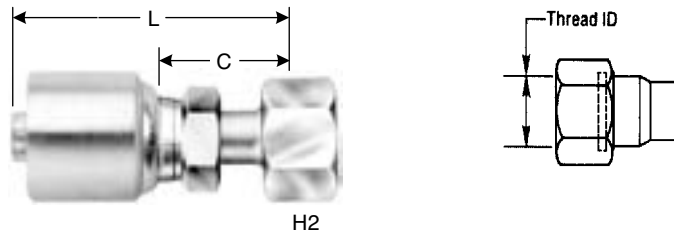
Part No.	Descr.	Prod. No.	⊖			H1	H2	T		L		C		Std. Pack
			"	mm				"	mm	"	mm	"	mm	
G25832-0608	6G-8FBSPORX90	7100-91585	3/8	9.5	3/8-19	—	22.0	1.26	32.0	2.24	57.0	1.34	34.0	1
G25832-0808	8G-8FBSPORX90	7100-91595	1/2	12.7	1/2-14	—	27.0	1.48	37.5	2.87	73.0	1.59	40.5	1
G25832-0810	8G-10FBSPORX90	7100-93145	1/2	12.7	5/8-14	—	30.0	1.81	46.0	3.00	76.3	1.83	46.6	1
G25832-1010	10G-10FBSPORX90	7100-91605	5/8	15.9	5/8-14	—	30.0	1.81	46.0	3.00	76.3	1.83	46.6	1
G25832-1212	12G-12FBSPORX90	7100-91625	3/4	19.0	3/4-14	—	32.0	2.36	60.0	3.72	94.5	2.20	56.0	1
G25832-1616	16G-16FBSPORX90	7100-91635	1	25.4	1-11	—	41.0	2.76	70.0	4.69	119.2	2.93	74.3	1
G25832-2020	20G-20FBSPORX90	7100-91645	1 1/4	31.7	1 1/4-11	—	50.0	3.15	80.0	5.07	128.8	3.26	82.8	1
BULK PACK														
G25832-0404X	4G-4FBSPORX90XBULK	7100-9154	1/4	6.4	1/4-19	—	19.0	.93	23.5	1.94	49.4	1.04	26.5	200
G25832-0606X	6G-6FBSPORX90XBULK	7100-9157	3/8	9.5	1/2-14	—	22.0	1.26	32.0	2.24	57.0	1.34	34.0	150
G25832-0808X	8G-8FBSPORX90XBULK	7100-9159	1/2	12.7	1/2-14	—	27.0	1.48	37.5	2.87	73.0	1.59	40.5	100
G25832-1212X	12G-12FBSPORX90XBULK	7100-9162	3/4	19.0	3/4-14	—	32.0	2.36	60.0	3.72	94.5	2.20	56.0	40
G25832-1616X	16G-16FBSPORX90XBULK	7100-9163	1	25.4	1-11	—	41.0	2.76	70.0	4.69	119.2	2.93	74.3	25

Female British Standard Parallel Pipe O-Ring Swivel - 90° Block



Part No.	Descr.	Prod. No.	⊖			H1	H2	T		L		C		Std. Pack
			"	mm				"	mm	"	mm	"	mm	
STANDARD PACK														
G25845-0404	4G-4FBSPORX90BL	7100-91825	1/4	6.4	1/4-19	—	3/4	.71	18.0	1.63	41.4	.72	18.2	1
G25845-0606	6G-6FBSPORX90BL	7100-91835	3/8	9.5	3/8-19	—	7/8	.83	21.0	1.71	43.5	.79	20.0	1
G25845-0808	8G-8FBSPORX90BL	7100-91845	1/2	12.7	1/2-14	—	1 1/16	.94	24.0	2.20	55.9	.93	23.5	1

Female British Flat-Face Swivel

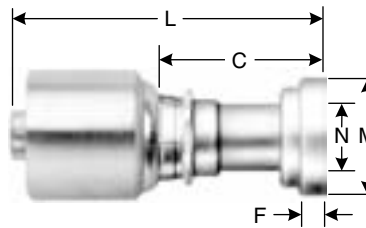


Part No.	Descr.	Prod. No.	⊖			H1	H2	L		C		Std. Pack
			"	mm				"	mm	"	mm	
STANDARD PACK												
G25855-0606	6G-6FBFFX	7100-93715	3/8	9.5	3/8-19	—	24.0	1.67	40.5	.68	16.9	1

Female British Flat-Face Swivel - Cont'd

Part No.	Descr.	Prod. No.	⊖			H1	H2	L		C		Std. Pack
			"	mm				"	mm	"	mm	
G25855-0608	6G-8FBFFX	7100-93725	3/8	9.5	1/2-14	—	27.0	1.79	45.5	.69	17.6	1
G25855-0808	8G-8FBFFX	7100-93735	1/2	12.7	1/2-14	—	27.0	2.19	55.5	.71	18.0	1
G25855-0812	8G-12FBFFX	7100-93745	1/2	12.7	3/4-14	—	32.0	2.07	52.5	.59	15.0	1
G25855-1212	12G-12FBFFX	7100-93325	3/4	17.0	3/4-14	—	32.0	2.07	52.5	1.04	39.0	1

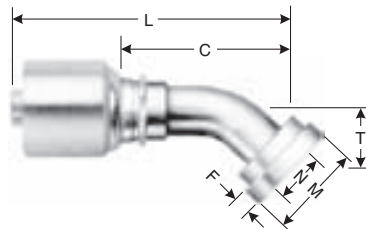
Komatsu O-Ring Flange - Straight



Part No.	Descr.	Prod. No.	⊖		N	M		L		C		F		Std. Pack
			"	mm		"	"	mm	"	mm	"	mm	"	
STANDARD PACK														
G25300-0810	8G-10FLK	7100-03805	1/2	12.7	5/8	1.35	34.2	3.15	80.0	1.67	42.5	.27	6.7	1
G25300-1010	10G-10FLK	7100-03825	5/8	15.8	5/8	1.35	34.2	4.69	119.0	3.21	81.5	.27	6.7	1

NOTE: See also O-Ring Flanges.

Komatsu O-Ring Flange - 45° Bent Tube



Part No.	Descr.	Prod. No.	⊖		N	M		T		L		C		F		Std. Pack
			"	mm		"	"	mm	"	mm	"	mm	"	mm		
STANDARD PACK																
G25307-1010	10G-10FLK45	7100-04155	5/8	15.8	5/8	1.35	34.1	1.02	26.0	4.19	106.5	2.72	69.0	.27	6.9	1

NOTE: See also O-Ring Flanges.

EQUIPMENT

HOSE/CPLG. SELECTION

GLOBALSPIRAL COUPLINGS

PCM COUPLINGS

PCS COUPLINGS

PCM/PCS FERRULES

MEGACRIMP COUPLINGS

POWER CRIMP COUPLINGS

FIELD ATTACHABLE G1 & G2 COUPLINGS

LOW PRESSURE COUPLINGS

GLX COUPLINGS

POLARSEAL COUPLINGS

POWER STEERING

PCTS THERMO-PLASTIC COUPLINGS

ADAPTERS

ACCESSORIES

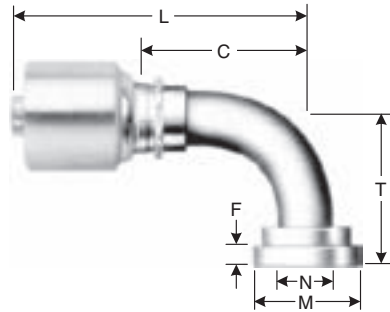
QUICK DISCONNECT COUPLERS

BALL VALVES

ASSEMBLY FABRICATION



Komatsu O-Ring Flange - 90° Bent Tube

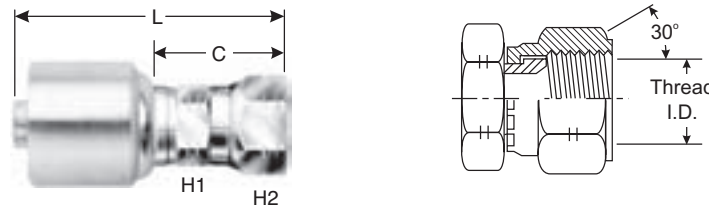


Part No.	Descr.	Prod. No.	⊖		N	M		T		L		C		F		Std. Pack
			"	mm		"	"	mm	"	mm	"	mm	"	mm	"	
STANDARD PACK																
G25315-1010	10G-10FLK90	7100-04475	5/8	15.9	5/8	1.35	34.1	2.17	55.0	3.90	99.0	2.42	61.5	.27	6.9	1

NOTE: See also O-Ring Flanges.

Female Komatsu Style Japanese Metric Swivel

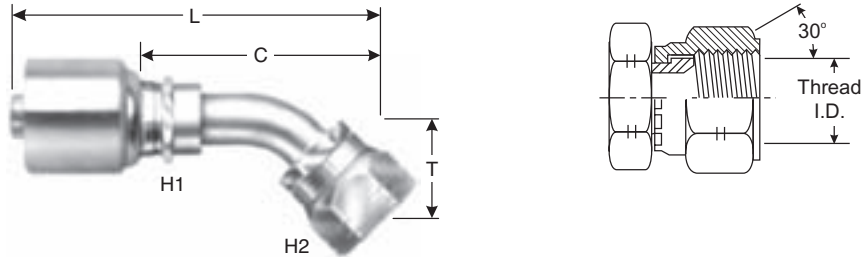
These female swivels have been marked with two small notches on the hex to identify them as the Komatsu style.



Part No.	Descr.	Prod. No.	⊖		⌀	H1	H2	L		C		Std. Pack
			"	mm				"	mm	"	mm	
STANDARD PACK												
G25910-0404	4G-4FKX	7100-03625	1/4	6.4	M14X1.5	9/16	3/4	2.22	56.3	1.19	30.2	1
G25910-0406	4G-6FKX	7100-03635	1/4	6.4	M18X1.5	11/16	7/8	2.41	61.3	1.39	35.3	1
G25910-0606	6G-6FKX	7100-03645	3/8	9.5	M18X1.5	11/16	7/8	2.47	62.8	1.37	34.9	1
G25910-0808	8G-8FKX	7100-03655	1/2	12.7	M22X1.5	7/8	1 1/16	2.93	74.5	1.46	37.0	1
G25910-1010	10G-10FKX	7100-03665	5/8	15.8	M24X1.5	1	1 1/4	3.09	78.5	1.62	41.1	1
G25910-1212	12G-12FKX	7100-03675	3/4	19.0	M30X1.5	1 1/8	1 7/8	3.82	97.1	1.81	46.1	1
G25910-1616	16G-16FKX	7100-03685	1	25.4	M33X1.5	1 3/8	1 5/8	4.51	114.6	2.28	57.8	1
G25910-2020	20G-20FKX	7100-03775	1 1/4	31.7	M36X1.5	1 1/2	1 3/4	4.82	120.1	2.44	61.6	1
BULK PACK												
G25910-0404X	4G-4FKX XBULK	7100-0362	1/4	6.4	M14X1.5	9/16	3/4	2.22	56.3	1.19	30.2	200
G25910-0606X	6G-6FKX XBULK	7100-0364	3/8	9.5	M18X1.5	11/16	7/8	2.47	62.8	1.37	34.9	200
G25910-0808X	8G-8FKX XBULK	7100-0365	1/2	12.7	M22X1.5	7/8	1 1/16	2.93	74.5	1.46	37.0	100
G25910-1010X	10G-10FKX XBULK	7100-0366	5/8	15.8	M24X1.5	1	1 1/4	3.09	78.5	1.62	41.1	100
G25910-1212X	12G-12FKX XBULK	7100-0367	3/4	19.0	M30X1.5	1 1/8	1 7/8	3.82	97.1	1.81	46.1	60
G25910-1616X	16G-16FKX XBULK	7100-0368	1	25.4	M33X1.5	1 3/8	1 5/8	4.51	114.6	2.28	57.8	25

Female Komatsu Style Japanese Metric Swivel - 45° Bent Tube

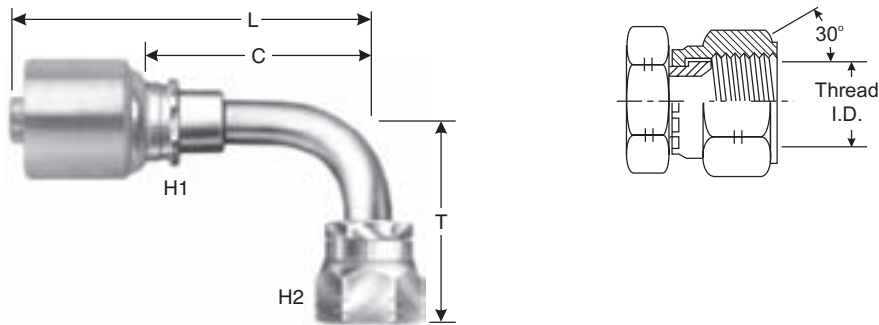
These female swivels have been marked with two small notches on the hex to identify them as the Komatsu style.



Part No.	Descr.	Prod. No.	⊖		🌀	H1	H2	T		L		C		Std. Pack
			"	mm				"	mm	"	mm	"	mm	
STANDARD PACK														
G25911-0404	4G-4FKX45	7100-06555	1/4	6.4	M14X1.5	1/2	3/4	.75	19.0	3.07	78.0	2.05	52.0	1
G25911-0606	6G-6FKX45	7100-03045	3/8	9.5	M18X1.5	5/8	7/8	1.10	28.0	3.39	86.0	2.29	58.1	1
G25911-0808	8G-8FKX45	7100-03055	1/2	12.7	M22X1.5	13/16	1 1/16	.71	18.0	3.74	95.0	2.26	57.5	1
G25911-1010	10G-10FKX45	7100-06625	5/8	15.8	M24X1.5	1 1/16	1 7/8	1.10	28.0	4.43	112.5	2.95	75.0	1
G25911-1212	12G-12FKX45	7100-03075	3/4	19.0	M14X1.5	1/2	3/4	.75	19.0	3.07	78.0	2.05	52.0	1

Female Komatsu Style Japanese Metric Swivel - 90° Bent Tube

These female swivels have been marked with two small notches on the hex to identify them as the Komatsu style.



Part No.	Descr.	Prod. No.	⊖		🌀	H1	H2	T		L		C		Std. Pack
			"	mm				"	mm	"	mm	"	mm	
STANDARD PACK														
G25913-0404	4G-4FKX90	7100-03125	1/4	6.4	M14X1.5	1/2	3/4	1.50	38.0	2.72	69.0	1.69	43.0	1
G25913-0606	6G-6FKX90	7100-03135	3/8	9.5	M18X1.5	5/8	7/8	1.09	27.7	2.92	74.2	1.82	46.3	3
G25913-0808	8G-8FKX90	7100-03145	1/2	12.7	M22X1.5	13/16	1 1/16	1.38	35.0	3.46	88.0	1.99	50.5	1
G25913-1010	10G-10FKX90	7100-06795	5/8	15.8	M24X1.5	15/16	1 1/4	2.57	65.3	3.43	87.0	1.95	49.5	1
G25913-1212	12G-12FKX90	7100-03165	3/4	19.0	M30X1.5	1 1/16	1 7/16	2.48	63.0	4.65	188.0	2.64	67.0	1

EQUIPMENT

HOSE/CPLG. SELECTION

GLOBALSPIRAL COUPLINGS

PCM COUPLINGS

PCS COUPLINGS

PCM/PCS FERRULES

MEGACRIMP COUPLINGS

POWER CRIMP COUPLINGS

FIELD ATTACHABLE G1 & G2 COUPLINGS

LOW PRESSURE COUPLINGS

GLX COUPLINGS

POLARSEAL COUPLINGS

POWER STEERING

PCTS THERMO-PLASTIC COUPLINGS

ADAPTERS

ACCESSORIES

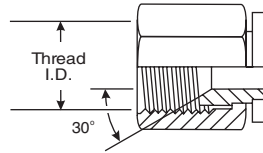
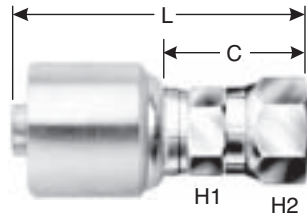
QUICK DISCONNECT COUPLERS


BALL VALVES

ASSEMBLY FABRICATION




Female Japanese Industrial Standard Swivel



Part No.	Descr.	Prod. No.	⊖			H1	H2	L		C		Std. Pack
			"	mm		mm	mm	"	mm	"	mm	
STANDARD PACK												
G25930-0404	4G-4FJISX	7100-03305	1/4	6.4	1/4-19	19.0	19.0	2.20	56.0	1.18	30.0	1
G25930-0606	6G-6FJISX	7100-03325	3/8	9.5	3/8-19	16.0	22.0	2.38	60.5	1.28	32.5	1
G25930-0808	8G-8FJISX	7100-03345	1/2	12.7	1/2-14	20.0	27.0	2.93	74.5	1.46	37.0	1
G25930-1212	12G-12FJISX	7100-03365	3/4	19.0	3/4-14	27.0	32.0	3.67	93.3	1.67	42.3	1
G25930-1616	16G-16FJISX	7100-03385	1	25.4	1-11	35.0	38.0	4.08	103.6	1.84	46.8	1
G25930-2020	20G-20FJISX	7100-03405	1 1/4	31.7	1 1/4-11	44.5	50.8	4.59	116.5	2.26	57.5	1
BULK PACK												
G25930-0404X	4G-4FJISX XBULK	7100-0330	1/4	6.4	1/4-19	19.0	19.0	2.20	56.0	1.18	30.0	200
G25930-0606X	6G-6FJISX XBULK	7100-0332	3/8	9.5	3/8-19	16.0	22.0	2.38	60.5	1.28	32.5	200
G25930-0808X	8G-8FJISX XBULK	7100-0334	1/2	12.7	1/2-14	20.0	27.0	2.93	74.5	1.46	37.0	100
G25930-1212X	12G12FJISX XBULK	7100-0336	3/4	19.0	3/4-14	27.0	32.0	3.67	93.3	1.67	42.3	70

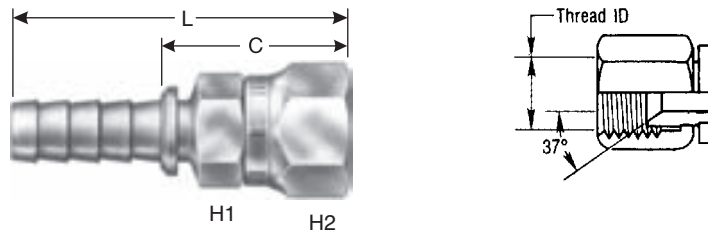
- EQUIPMENT
- HOSE/CPLG. SELECTION
- GLOBALSPIRAL COUPLINGS
- PCM COUPLINGS
- PCS COUPLINGS
- PCM/PCS FERRULES
- MEGACRIMP COUPLINGS**
- POWER CRIMP COUPLINGS
- FIELD ATTACHABLE G1 & G2 COUPLINGS
- LOW PRESSURE COUPLINGS
- GLX COUPLINGS
- POLARSEAL COUPLINGS
- POWER STEERING
- PCTS THERMO-PLASTIC COUPLINGS
- ADAPTERS
- ACCESSORIES
- QUICK DISCONNECT COUPLERS
- BALL VALVES
- ASSEMBLY FABRICATION

Male Pipe (NPTF - 30° Cone Seat) - Stainless Steel



Part No.	Descr.	Prod. No.	⊖			H1	H2	L		C		Std. Pack
			"	mm				"	mm	"	mm	
STANDARD PACK												
85200	4-4MPSS	7362-00045	1/4	6.4	1/4-18	9/16	—	2.22	56.4	1.18	30.0	1
85201	6-6MPSS	7362-00065	3/8	9.5	3/8-18	11/16	—	2.22	56.4	1.20	30.5	1
85202	8-8MPSS	7362-00085	1/2	12.7	1/2-14	7/8	—	2.89	73.4	1.45	36.8	1
85203	12-12MPSS	7362-00125	3/4	19.1	3/4-14	1 1/16	—	3.21	81.5	1.50	38.1	1
85204	16-16MPSS	7362-00165	1	25.4	1-11 1/2	1 3/8	—	3.69	93.7	1.91	48.5	1

Female JIC 37° Flare Swivel - Stainless Steel



Part No.	Descr.	Prod. No.	⊖			H1	H2	L		C		Std. Pack
			"	mm				"	mm	"	mm	
STANDARD PACK												
85208	6-6FJX-SS	7362-01075	3/8	9.7	9/16-18	5/8	3/4	2.23	56.6	1.22	31.0	1
85212	12-12FJX-SS	7362-01135	3/4	19.1	1 1/16-12	1 1/16	1 1/4	3.41	86.6	1.71	43.4	1
85213	16-16FJX-SS	7362-01165	1	25.4	1 5/16-12	1 3/8	1 1/2	3.66	93.0	1.95	49.5	1

EQUIPMENT

HOSE/CPLG. SELECTION

GLOBALSPIRAL COUPLINGS

PCM COUPLINGS

PCS COUPLINGS

PCM/PCS FERRULES

MEGACRIMP COUPLINGS

POWER CRIMP COUPLINGS

FIELD ATTACHABLE G1 & G2 COUPLINGS

LOW PRESSURE COUPLINGS

GLX COUPLINGS

POLARSEAL COUPLINGS

POWER STEERING

PCTS THERMO-PLASTIC COUPLINGS

ADAPTERS

ACCESSORIES

QUICK DISCONNECT COUPLERS

BALL VALVES

ASSEMBLY FABRICATION



EQUIPMENT

HOSE/CPLG. SELECTION

GLOBALSPIRAL COUPLINGS

PCM COUPLINGS

PCS COUPLINGS

PCM/PCS FERRULES

MEGACRIMP COUPLINGS

POWER CRIMP COUPLINGS

FIELD ATTACHABLE G1 & G2 COUPLINGS

LOW PRESSURE COUPLINGS

GLX COUPLINGS

POLARSEAL COUPLINGS

POWER STEERING

PCTS THERMO-PLASTIC COUPLINGS

ADAPTERS

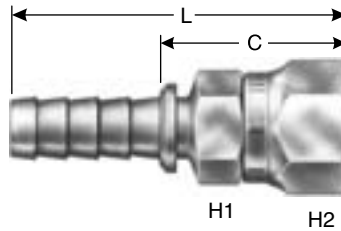
ACCESSORIES

QUICK DISCONNECT COUPLERS

BALL VALVES

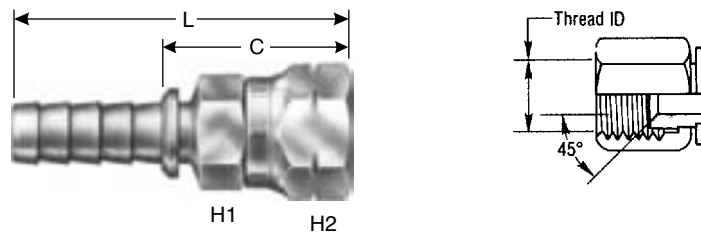
ASSEMBLY FABRICATION

Dual Seat Female JIC 37°/SAE 45° Flare Swivel - Stainless Steel




Part No.	Descr.	Prod. No.	⊖			H1	H2	L		C		Std. Pack
			"	mm		"	"	"	mm	"	mm	
STANDARD PACK												
85206	4-4FJSX-SS	7362-01045	1/4	6.4	7/16-20	1/2	9/16	2.15	54.6	1.07	27.2	1
85209	8-8FJSX-SS	7362-01085	1/2	12.7	3/4-16	13/16	7/8	2.82	71.6	1.38	35.1	1
85210	10-10FJSX-SS	7362-01105	5/8	15.8	7/8-14	15/16	1 3/32	3.06	77.7	1.62	41.2	1

Female SAE 45° Flare Swivel - Stainless Steel



Part No.	Descr.	Prod. No.	⊖			H1	H2	L		C		Std. Pack
			"	mm		"	"	"	mm	"	mm	
STANDARD PACK												
85207	6-6FSX-SS	7362-01065	3/8	9.7	5/8-18	5/8	3/4	2.23	56.6	1.22	31.0	1
85211	12-12FSX-SS	7362-01125	3/4	19.1	1 1/16-14	1 1/16	1 1/4	3.41	86.6	1.71	43.4	1

Power Crimp® One Non-Skive Ferrules - Stainless Steel



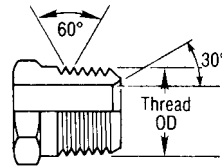
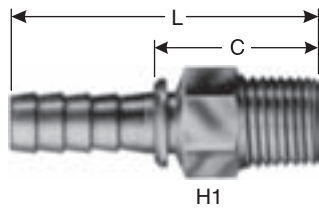
Part No.	Descr.	Prod. No.	L		⊖		Std. Pack
			"	mm	"	mm	
STANDARD PACK							
85027	4PC1F-M2SS	7362-51045	1.20	30.5	.72	18.4	1
85028	6PC1F-M2SS	7362-51065	1.20	30.5	1.06	26.9	1



Power Crimp® One Non-Skive Ferrules - Stainless Steel - Cont'd

Part No.	Descr.	Prod. No.	L		Ø		Std. Pack
			"	mm	"	mm	
85029	8PC1F-M2SS	7362-51085	1.47	37.3	1.06	26.9	1
85030	10PC1F-M2SS	7362-51105	1.47	37.3	1.21	30.8	1
85031	12PC1F-M2SS	7362-51125	1.69	42.9	1.35	34.3	1
85032	16PC1F-M2SS	7362-51165	1.69	42.9	1.93	49.1	1

Male Pipe (NPTF - 30° Cone Seat)



Part No.	Descr.	Prod. No.	Ø		H1	H2	L		C		Std. Pack	
			"	mm			"	mm	"	mm		
STANDARD PACK												
80001	3-2MP	7334-36215	3/16	4.8	1/8-27	1/2	—	2.03	51.6	.94	23.9	1
80002	3-4MP	7334-36245	3/16	4.8	1/4-18	9/16	—	2.22	56.4	1.13	28.8	1
80003	4-2MP	7301-09125	1/4	6.4	1/8-27	1/2	—	2.03	51.6	.94	23.9	5
80004	4-4MP	7301-09145	1/4	6.4	1/4-18	9/16	—	2.22	56.4	1.13	28.7	5
80007	5-4MP	7301-19145	5/16	7.9	1/4-18	5/8	—	2.19	55.6	1.18	30.0	1
80008	6-4MP	7306-29125	3/8	9.5	1/4-18	5/8	—	2.22	56.4	1.20	30.5	5
80009	6-6MP	7306-29145	3/8	9.5	3/8-18	11/16	—	2.22	56.4	1.20	30.5	5
80011	6-8MP	7306-29165	3/8	9.5	1/2-14	7/8	—	2.41	61.2	1.39	35.3	5
80012	8-6MP	7301-39125	1/2	12.7	3/8-18	13/16	—	2.70	68.6	1.26	32.0	5
80013	8-8MP	7301-39145	1/2	12.7	1/2-14	7/8	—	2.89	73.4	1.45	36.8	5
80015	10-8MP	7301-49125	5/8	15.8	1/2-14	7/8	—	2.92	74.2	1.49	37.8	1
80016	10-12MP	7301-49145	5/8	15.8	3/4-14	1 1/16	—	2.94	74.7	1.51	38.2	1
80018	12-12MP	7301-59145	3/4	19.1	3/4-14	1 1/16	—	3.21	81.5	1.50	38.1	5
80023	16-16MP	7301-69145	1	25.4	1-11 1/2	1 3/8	—	3.62	91.9	1.91	48.5	5
BULK PACK												
80001X	3-2MPXBULK	7334-3621	3/16	4.8	1/8-27	1/2	—	2.03	51.6	.94	23.9	600
80002X	3-4MPXBULK	7334-3624	3/16	4.8	1/4-18	9/16	—	2.22	56.4	1.13	28.8	600

EQUIPMENT

HOSE/CPLG. SELECTION

GLOBALSPIRAL COUPLINGS

PCM COUPLINGS

PCS COUPLINGS

PCM/PCS FERRULES

MEGACRIMP COUPLINGS

POWER CRIMP COUPLINGS

FIELD ATTACHABLE G1 & G2 COUPLINGS

LOW PRESSURE COUPLINGS

GLX COUPLINGS

POLARSEAL COUPLINGS

POWER STEERING

PCTS THERMO-PLASTIC COUPLINGS

ADAPTERS

ACCESSORIES


QUICK DISCONNECT COUPLERS

BALL VALVES

ASSEMBLY FABRICATION




Male Pipe (NPTF - 30° Cone Seat) - Long Hex



Part No.	Descr.	Prod. No.	⊖		🌀	H1	H2	L		C		Std. Pack
			"	mm		"	"	"	mm	"	mm	
STANDARD PACK												
81258	24-24MPLH	7334-47815	1 1/2	38.1	1 1/2-11 1/2	2	—	5.83	148.1	2.19	55.6	1

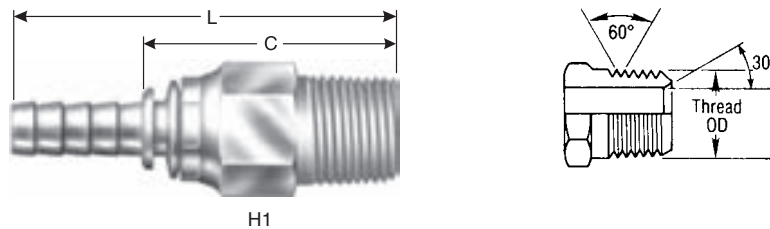
Male Pipe (NPTF - 30° Cone Seat) - Brass



Part No.	Descr.	Prod. No.	⊖		🌀	H1	H2	L		C		Std. Pack
			"	mm		"	"	"	mm	"	mm	
STANDARD PACK												
80165	32-32MPB	7301-00435	2	50.8	2-11 1/2	2 1/2	—	6.22	158.0	2.69	68.3	1
BULK PACK												
80160X	16-16MPXBULK	7301-0042	1	25.4	1-11 1/2	1 3/8	—	4.05	102.9	2.34	59.4	75
80165X	32-32MPXBULK	7301-0043	2	50.8	2-11 1/2	2 1/2	—	6.22	158.0	2.69	68.3	12

Male Pipe Swivel (NPTF - Without 30° Cone Seat)

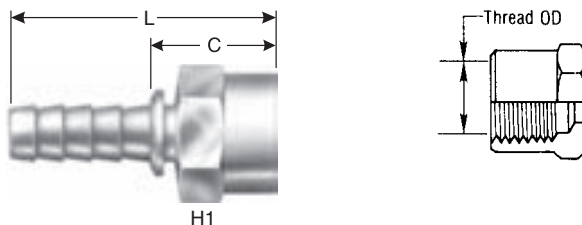
NOT TO BE USED AS A LIVE SWIVEL.



Part No.	Descr.	Prod. No.	⊖		🌀	H1	H2	L		C		Std. Pack
			"	mm		"	"	"	mm	"	mm	
STANDARD PACK												
80031	3-2MPX	7334-36335	3/16	4.8	1/8-27	1/2	—	2.40	61.0	1.31	33.3	1



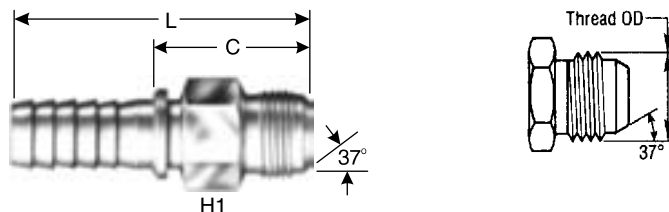
Female Pipe (NPTF - Without 30° Cone Seat)



H1

Part No.	Descr.	Prod. No.	⊖		🌀	H1	H2	L		C		Std. Pack
			"	mm				"	mm	"	mm	
STANDARD PACK												
80061	3-2FP	7334-36225	3/16	4.8	1/8-27	9/16	—	1.85	47.0	.76	19.3	1

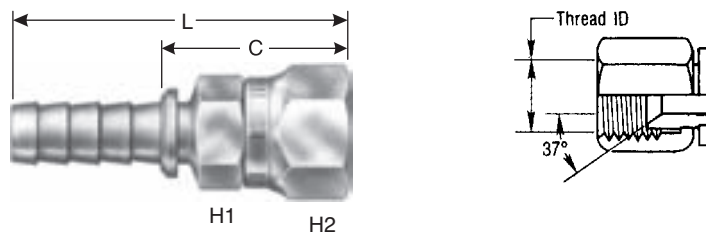
Male JIC 37° Flare



H1

Part No.	Descr.	Prod. No.	⊖		🌀	H1	H2	L		C		Std. Pack
			"	mm				"	mm	"	mm	
STANDARD PACK												
80181	3-4MJ	7334-36235	3/16	4.8	7/16-20	1/2	—	2.09	53.1	1.00	25.4	1

Female JIC 37° Flare Swivel



H1

H2

Part No.	Descr.	Prod. No.	⊖		🌀	H1	H2	L		C		Std. Pack
			"	mm				"	mm	"	mm	
STANDARD PACK												
80131	3-3FJX	7334-36315	3/16	4.8	3/8-24	1/2	9/16	2.20	55.9	1.11	28.2	1
80132	3-4FJX	7334-36325	3/16	4.8	7/16-20	1/2	9/16	2.21	56.1	1.12	28.4	1
80134	4-4FJX	7303-09245	1/4	6.4	7/16-20	1/2	9/16	2.13	54.1	1.04	26.4	5
80135	4-5FJX	7303-09265	1/4	6.4	1/2-20	1/2	11/16	2.28	57.9	1.18	30.0	5
80136	4-6FJX	7303-09285	1/4	6.4	1/2-20	9/16	3/4	2.28	57.9	1.18	30.0	5
80137	5-5FJX	7303-19245	5/16	7.9	1/2-20	5/8	11/16	2.25	57.2	1.23	31.2	1
80138	5-6FJX	7303-19265	5/16	7.9	9/16-18	5/8	3/4	2.24	56.9	1.22	31.0	1

EQUIPMENT

HOSE/CPLG. SELECTION

GLOBALSPIRAL COUPLINGS

PCM COUPLINGS

PCS COUPLINGS

PCM/PCS FERRULES

MEGACRIMP COUPLINGS

POWER CRIMP COUPLINGS

FIELD ATTACHABLE G1 & G2 COUPLINGS

LOW PRESSURE COUPLINGS

GLX COUPLINGS

POLARSEAL COUPLINGS

POWER STEERING

PCTS THERMO-PLASTIC COUPLINGS

ADAPTERS

ACCESSORIES


QUICK DISCONNECT COUPLERS

BALL VALVES

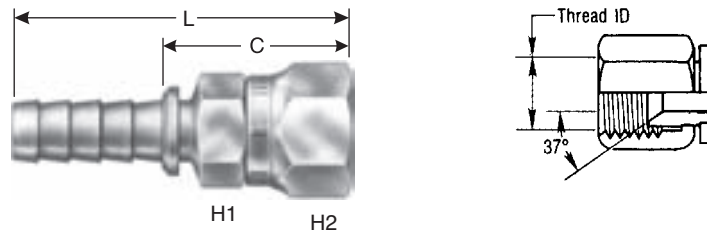
ASSEMBLY FABRICATION




Female JIC 37° Flare Swivel - Cont'd

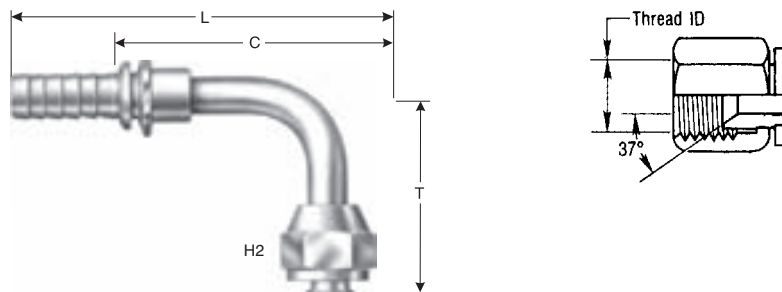
Part No.	Descr.	Prod. No.	⊖			H1	H2	L		C		Std. Pack
			"	mm				"	mm	"	mm	
80139	6-6FJX	7308-29245	3/8	9.5	9/16-18	5/8	3/4	2.24	56.9	1.22	31.0	5
80141	6-8FJX	7308-29265	3/8	9.5	3/4-16	11/16	7/8	2.35	59.7	1.33	33.8	1
80143	8-8FJX	7303-39245	1/2	12.7	3/4-16	13/16	7/8	2.76	70.1	1.32	33.5	5
80144	8-10FJX	7303-39265	1/2	12.7	7/8-14	13/16	1 1/16	2.98	75.7	1.54	39.1	5
80147	10-10FJX	7303-49245	5/8	15.8	7/8-14	7/8	1 1/16	3.04	77.2	1.60	40.6	5
80148	10-12FJX	7303-49265	5/8	15.8	1 1/16-12	1	1 1/4	3.12	79.2	1.68	42.7	1
80152	12-12FJX	7303-59245	3/4	19.1	1 1/16-12	1 1/16	1 1/4	3.39	86.1	1.68	42.7	5
80158	16-16FJX	7303-69245	1	25.4	1 5/16-12	1 3/8	1 1/2	3.63	92.2	1.92	48.8	5
BULK PACK												
80132X	3-4FJX XBULK	7334-3632	3/16	4.8	7/16-20	1/2	9/16	2.21	56.1	1.12	28.4	550


Female JIC 45° Flare Swivel



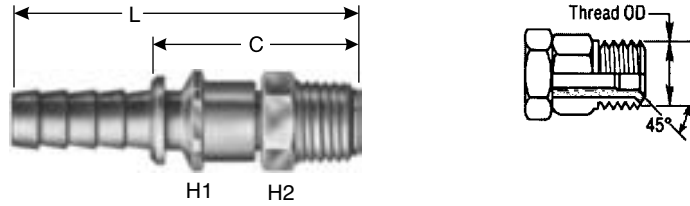
Part No.	Descr.	Prod. No.	⊖			H1	H2	L		C		Std. Pack
			"	mm				"	mm	"	mm	
STANDARD PACK												
83105	3C2-4FJX45S	7303-01005	3/16	4.8	7/16-20	1/2	9/16	2.80	71.1	1.71	43.4	1
BULK PACK												
83105X	3C2-4FJX45SXBULK	7303-0100	3/16	4.8	7/16-20	1/2	9/16	2.80	71.1	1.71	43.4	25

Female JIC 37° Flare Swivel - 90° Bent Tube



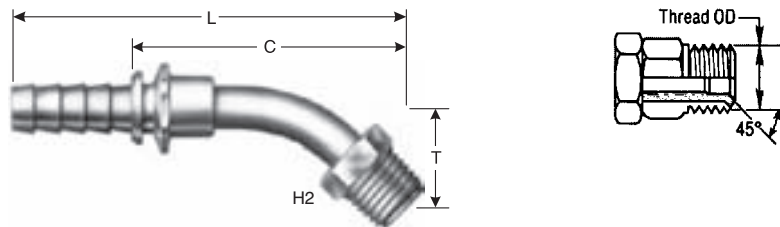
Part No.	Descr.	Prod. No.	⊖			H1	H2	T	L		C		Std. Pack	
			"	mm					"	mm	"	mm		
STANDARD PACK														
83125	3C2-4FJX90S	7303-01505	3/16	4.8	7/16-20	—	9/16	.68	17.3	2.54	64.5	1.45	36.8	1
83149	24C2-24FJX90S	7334-41255	1 1/2	38.1	1 7/8-12	—	2 1/4	4.00	101.6	7.11	180.6	4.47	113.5	1
BULK PACK														
83125X	3C2-4FJX90SXBULK	7303-0150	3/16	4.8	7/16-20	—	9/16	.68	17.3	2.54	64.5	1.45	36.8	25

SAE Male Inverted Swivel



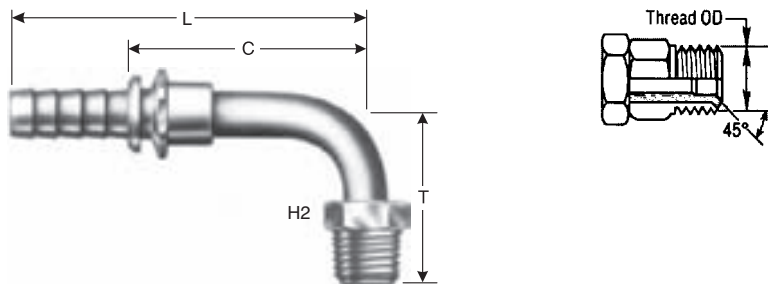
Part No.	Descr.	Prod. No.	⊖		🌀	H1	H2	L		C		Std. Pack
			"	mm		"	"	"	mm	"	mm	
STANDARD PACK												
83301	3C2-3MIX	7303-02995	3/16	4.8	3/8-24	1/2	3/8	2.67	67.8	1.58	40.1	1

SAE Male Inverted Swivel - 45° Bent Tube



Part No.	Descr.	Prod. No.	⊖		🌀	H1	H2	T	L		C		Std. Pack	
			"	mm		"	"	"	mm	"	mm	"		mm
STANDARD PACK														
83302	3C2-3MIX45S	7303-03205	3/16	4.8	3/8-24	—	3/8	.58	14.7	2.78	70.6	1.69	42.9	1
BULK PACK														
83302X	3C2-3MIX45SXBULK	7303-0320	3/16	4.8	3/8-24	—	3/8	.58	14.7	2.78	70.6	1.69	42.9	25

SAE Male Inverted Swivel - 90° Bent Tube



Part No.	Descr.	Prod. No.	⊖		🌀	H1	H2	T	L		C		Std. Pack	
			"	mm		"	"	"	mm	"	mm	"		mm
STANDARD PACK														
83303	3C2-3MIX90S	7303-03495	3/16	4.8	3/8-24	—	3/8	1.05	26.7	2.42	61.5	1.33	33.8	1

EQUIPMENT

HOSE/CPLG. SELECTION

GLOBALSPIRAL COUPLINGS

PCM COUPLINGS

PCS COUPLINGS

PCM/PCS FERRULES

MEGACRIMP COUPLINGS

POWER CRIMP COUPLINGS

FIELD ATTACHABLE G1 & G2 COUPLINGS

LOW PRESSURE COUPLINGS

GLX COUPLINGS

POLARSEAL COUPLINGS

POWER STEERING

PCTS THERMO-PLASTIC COUPLINGS

ADAPTERS

ACCESSORIES

QUICK DISCONNECT COUPLERS

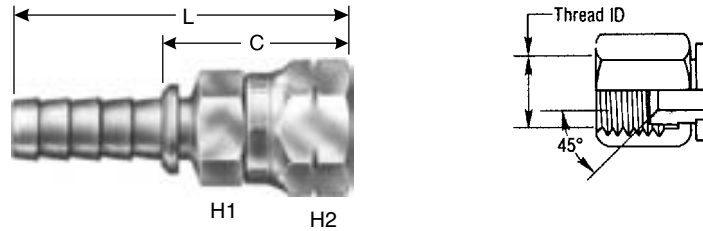
BALL VALVES

ASSEMBLY FABRICATION



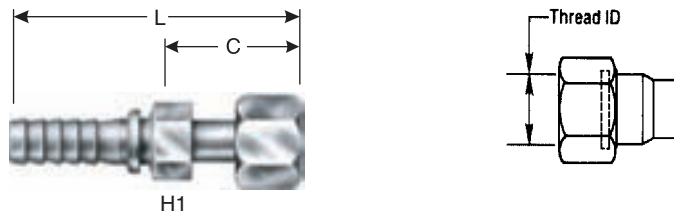
- EQUIPMENT
- HOSE/CPLG. SELECTION
- GLOBALSPIRAL COUPLINGS
- PCM COUPLINGS
- PCS COUPLINGS
- PCM/PCS FERRULES
- MEGACRIMP COUPLINGS
- POWER CRIMP COUPLINGS**
- FIELD ATTACHABLE G1 & G2 COUPLINGS
- LOW PRESSURE COUPLINGS
- GLX COUPLINGS
- POLARSEAL COUPLINGS
- POWER STEERING
- PCTS THERMO-PLASTIC COUPLINGS
- ADAPTERS
- ACCESSORIES
- QUICK DISCONNECT COUPLERS
- BALL VALVES
- ASSEMBLY FABRICATION

Female SAE 45° Flare Swivel



Part No.	Descr.	Prod. No.	⊖		🌀	H1	H2	L		C		Std. Pack
			"	mm				"	mm	"	mm	
STANDARD PACK												
80168	4-6FSX	7303-09385	1/4	6.4	5/8-18	5/8	3/4	2.35	59.7	1.26	32.0	1
80240	5-6FSX	7303-19365	5/8	7.9	5/8-18	5/8	3/4	2.34	59.4	1.32	33.5	1
80169	6-6FSX	7308-29345	3/8	9.5	5/8-18	5/8	3/4	2.32	58.9	1.31	33.3	5
80171	6-8FSX	7308-29365	3/8	9.5	3/4-16	11/16	7/8	2.35	59.7	1.33	33.8	1
80172	8-8FSX	7303-39345	1/2	12.7	3/4-16	13/16	7/8	2.79	70.9	1.35	34.3	5
80173	8-10FSX	7303-39365	1/2	12.7	7/8-14	13/16	1 1/16	2.99	75.9	1.55	39.4	1

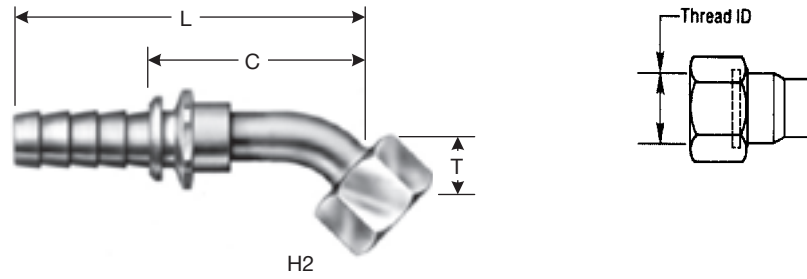
Female Flat-Face O-Ring Swivel



Part No.	Descr.	Prod. No.	⊖		🌀	H1	H2	L		C		Std. Pack
			"	mm				"	mm	"	mm	
STANDARD PACK												
83603	3C2-6FFORX	7303-05945	3/16	4.8	11/16-16	5/8	13/16	2.63	66.8	1.54	39.1	1
83057	24C2-24FFORX	7303-05915	1 1/2	38.1	2-12	2	2 1/4	5.21	132.3	2.58	65.5	1

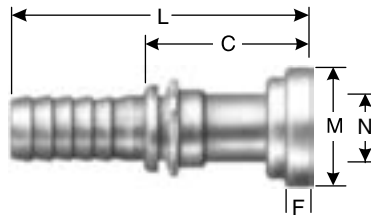


Female Flat-Face O-Ring Swivel - 45° Bent Tube



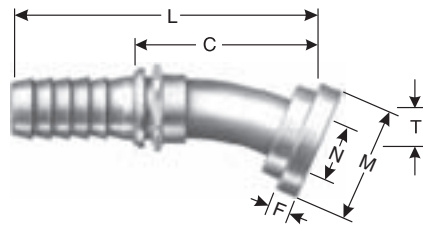
Part No.	Descr.	Prod. No.	⊖		Wavy Line	H1	H2	T		L		C		Std. Pack		
			"	mm		"	"	"	mm	"	mm	"	mm			
STANDARD PACK																
83058	24C2-24FFORX45	7303-05715	1	1/2	38.1	2-12	—	2	1/4	1.07	27.2	7.19	182.6	4.56	115.8	1

Code 61 O-Ring Flange



Part No.	Descr.	Prod. No.	⊖		N	M		L		C		F		Std. Pack	
			"	mm	"	"	mm	"	mm	"	mm	"	mm		
STANDARD PACK															
80300	32C2-40FL	7305-90065	2	50.8	2	1/2	3.31	84.1	6.07	154.2	2.54	64.5	.38	9.7	1
BULK PACK															
80325X	32-32FLXBULK	7305-9005	2	50.8	2	2	2.81	71.4	6.07	154.2	2.54	64.5	.38	9.7	15

Code 61 O-Ring Flange - 22½° Bent Tube



Part No.	Descr.	Prod. No.	⊖		N	M		T		L		C		F		Std. Pack	
			"	mm	"	"	mm	"	mm	"	mm	"	mm	"	mm		
STANDARD PACK																	
80335	32-32FL22	7305-90245	2	50.8	2	2	2.81	71.4	.88	22.4	7.98	202.7	4.45	113.0	.38	9.7	1

EQUIPMENT

HOSE/CPLG. SELECTION

GLOBALSPIRAL COUPLINGS

PCM COUPLINGS

PCS COUPLINGS

PCM/PCS FERRULES

MEGACRIMP COUPLINGS

POWER CRIMP COUPLINGS

FIELD ATTACHABLE G1 & G2 COUPLINGS

LOW PRESSURE COUPLINGS

GLX COUPLINGS

POLARSEAL COUPLINGS

POWER STEERING

PCTS THERMO-PLASTIC COUPLINGS

ADAPTERS

ACCESSORIES

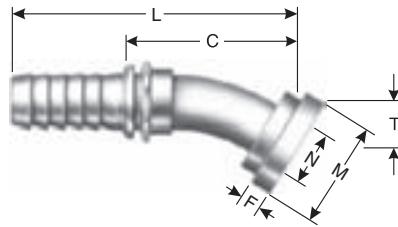
QUICK DISCONNECT COUPLERS

BALL VALVES

ASSEMBLY FABRICATION

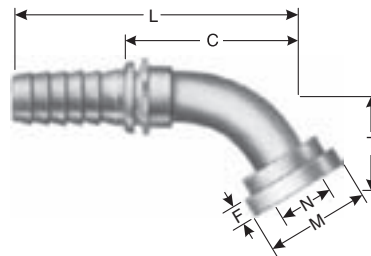


Code 61 O-Ring Flange - 30° Bent Tube



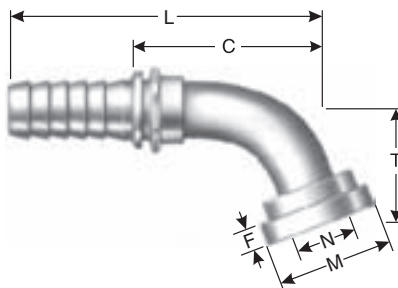
Part No.	Descr.	Prod. No.	⊖		N	M		T		L		C		F		Std. Pack
			"	mm		"	"	mm	"	mm	"	mm	"	mm	"	
STANDARD PACK																
80345	32-32FL30	7305-90345	2	50.8	2	2.81	71.4	1.25	31.8	8.23	209.0	4.70	119.4	.38	9.7	1

Code 61 O-Ring Flange - 60° Bent Tube



Part No.	Descr.	Prod. No.	⊖		N	M		T		L		C		F		Std. Pack
			"	mm		"	"	mm	"	mm	"	mm	"	mm	"	
STANDARD PACK																
80363	24-24FL60	7305-80645	1 1/2	38.1	1 1/2	2.38	60.5	2.00	50.8	6.57	166.9	3.93	99.8	.32	8.1	1
80365	32-32FL60	7305-90645	2	50.8	2	2.81	71.4	2.88	73.2	9.01	229.0	5.48	139.2	.38	9.7	1
BULK PACK																
80365X	32-32FL60XBULK	7305-9064	2	50.8	2	2.81	71.4	2.88	73.2	9.01	229.0	5.48	139.2	.38	9.7	6

Code 61 O-Ring Flange - 67½° Bent Tube



Part No.	Descr.	Prod. No.	⊖		N	M		T		L		C		F		Std. Pack
			"	mm		"	"	mm	"	mm	"	mm	"	mm		
STANDARD PACK																
80373	24-24FL67	7305-80745	1 1/2	38.1	1 1/2	2.38	60.5	2.00	50.8	6.53	165.9	3.89	98.8	.32	8.1	1

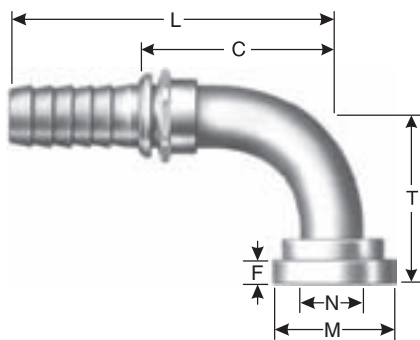
- EQUIPMENT
- HOSE/CPLG. SELECTION
- GLOBALSPIRAL COUPLINGS
- PCM COUPLINGS
- PCS COUPLINGS
- PCM/PCS FERRULES
- MEGACRIMP COUPLINGS
- POWER CRIMP COUPLINGS**
- FIELD ATTACHABLE G1 & G2 COUPLINGS
- LOW PRESSURE COUPLINGS
- GLX COUPLINGS
- POLARSEAL COUPLINGS
- POWER STEERING
- PCTS THERMO-PLASTIC COUPLINGS
- ADAPTERS
- ACCESSORIES
- QUICK DISCONNECT COUPLERS
- BALL VALVES
- ASSEMBLY FABRICATION



Code 61 O-Ring Flange - 67½° Bent Tube - Cont'd

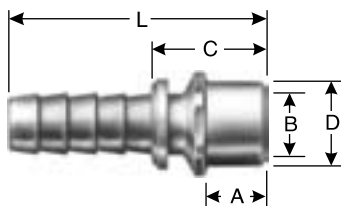
Part No.	Descr.	Prod. No.	⊖		N	M		T		L		C		F		Std. Pack
			"	mm		"	"	mm	"	mm	"	mm	"	mm	"	
80375	32-32FL67	7305-90745	2	50.8	2	2.81	71.4	3.25	82.6	8.98	228.1	5.45	138.4	.38	9.7	1

Code 61 O-Ring Flange - 90° Bent Tube



Part No.	Descr.	Prod. No.	⊖		N	M		T		L		C		F		Std. Pack
			"	mm		"	"	mm	"	mm	"	mm	"	mm	"	
STANDARD PACK																
80385	32-32FL90	7305-90945	2	50.8	2	2.81	71.4	4.50	114.3	8.51	216.2	4.98	126.5	.38	9.7	1
80310	32C2-40FL90	7334-08255	2	50.8	2 1/2	3.31	84.1	4.50	114.3	8.51	216.2	4.98	126.5	.38	9.7	1

Female Braze-On Stems

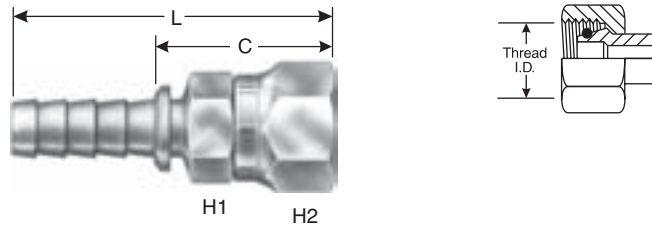


Part No.	Descr.	Prod. No.	⊖		B	A	D		L		C		Std. Pack
			"	mm			"	mm	"	mm	"	mm	
STANDARD PACK													
80410	3-4FBO	7305-09135	3/16	4.8	.25	1/4	.56	14.2	1.76	44.7	.68	17.3	1
80406	12-12FBO	7305-59145	3/4	19.1	.75	3/8	1.12	28.5	2.47	62.7	.76	19.3	1
80411	24-24FBO	7305-89145	1 1/2	38.1	1.51	3/8	2.00	50.8	3.75	95.3	1.11	28.2	1
BULK PACK													
80411X	24-24FBOXBULK	7305-8914	1 1/2	38.1	1.51	3/8	2.00	50.8	3.75	95.3	1.11	28.2	45

- EQUIPMENT
- HOSE/CPLG. SELECTION
- GLOBALSPIRAL COUPLINGS
- PCM COUPLINGS
- PCS COUPLINGS
- PCM/PCS FERRULES
- MEGACRIMP COUPLINGS
- POWER CRIMP COUPLINGS**
- FIELD ATTACHABLE G1 & G2 COUPLINGS
- LOW PRESSURE COUPLINGS
- GLX COUPLINGS
- POLARSEAL COUPLINGS
- POWER STEERING
- PCTS THERMO-PLASTIC COUPLINGS
- ADAPTERS
- ACCESSORIES
- QUICK DISCONNECT COUPLERS
- BALL VALVES
- ASSEMBLY FABRICATION

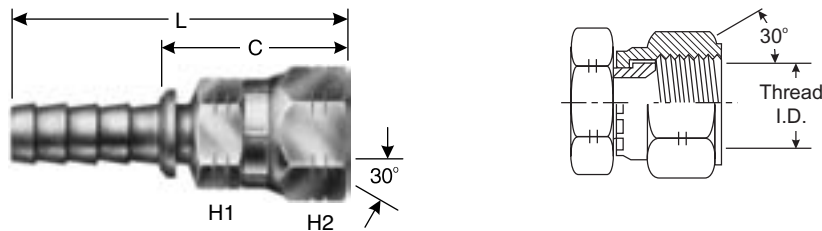


Female DIN 24° Cone Swivel - Light Series



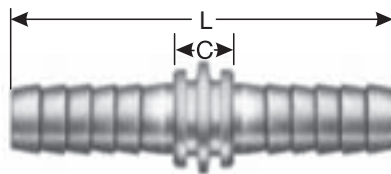
Part No.	Descr.	Prod. No.	⊖		Spring	H1	H2	L		C		⊘	Std. Pack
			"	mm		mm	mm	"	mm	"	mm		
STANDARD PACK													
83709	3C2-6FDLX	7303-08195	3/16	4.8	M12X1.5	14.0	14.0	2.20	55.9	1.11	28.2	6.0	1
83788	24C2-42FDLX	7303-08285	1 1/2	38.1	M52X2.0	50.0	65.0	5.04	128.0	2.40	31.0	42.0	1
BULK PACK													
83709X	3C2-6FDLX XBULK	7303-0819	3/16	4.8	M12X1.5	14.0	14.0	2.20	55.9	1.11	28.2	6.0	250

Female Komatsu Style Japanese Metric Swivel



Part No.	Descr.	Prod. No.	⊖		Spring	H1	H2	L		C		Std. Pack
			"	mm		"	"	"	mm	"	mm	
STANDARD PACK												
80239	24-24FKX	7303-00705	1 1/2	38.1	M42X1.5	2	2 3/8	5.49	139.5	2.86	72.6	1

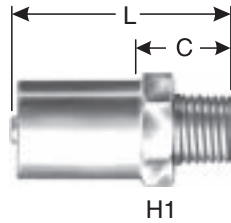
Hose Length Extender



Part No.	Descr.	Prod. No.	⊖		L		C		Std. Pack
			"	mm	"	mm	"	mm	
STANDARD PACK									
80179	32-32HLE	7334-42435	2	50.8	8.29	210.6	1.23	31.2	1



Male Special Grease Fitting



H1

Part No.	Descr.	Prod. No.	Ø			H1	H2	L		C		Std. Pack
			"	mm				"	mm	"	mm	
STANDARD PACK												
80120	3-2MPG	7334-32445	3/16	4.8	1/8-27	9/16	—	1.34	34.0	.56	14.2	1
80140	3-2MPGB	7334-37925	3/16	4.8	1/8-27	9/16	—	1.34	34.0	.78	19.8	1
BULK PACK												
80140X	3-2MPGBXBULK	7334-3792	3/16	4.8	1/8-27	9/16	—	1.34	34.0	.78	19.8	1000
80120X	3-2MPGXBULK	7334-3244	3/16	4.8	1/8-27	9/16	—	1.34	34.0	.56	14.2	1000

Power Crimp® Two Ferrules (Steel) - PC2F Series



Part No.	Descr.	Prod. No.	L		Ø		Std. Pack
			"	mm	"	mm	
STANDARD PACK							
80415	3PC2F-2	7266-00075	1.00	25.4	.76	19.3	1
80416	4PC2F-2	7266-00345	1.00	25.4	.84	21.3	10
80461	4PC2F-4	7266-00395	1.20	30.5	.89	22.6	1
80417	5PC2F-2	7266-00385	1.00	25.4	.87	22.1	1
80418	6PC2F-2	7266-00335	1.00	25.4	.94	23.9	10
80462	6PC2F-4	7266-00405	1.20	30.5	1.06	26.9	1
80419	8PC2F-2	7266-00025	1.25	31.8	1.13	28.7	10
80463	8PC2F-4	7266-00415	1.47	37.3	1.28	32.5	1
80476	10PC2F-2B	7266-00465	1.47	37.3	1.32	33.5	1
80447	10PC2F-2C	7266-08105	1.25	31.8	1.23	31.2	1
80423	12PC2F-2	7266-00185	1.47	37.3	1.50	38.1	1
80422	12PC2F-4	7266-00145	1.97	50.0	1.38	35.1	1
80424	16PC2F-2	7266-00135	1.97	50.0	1.75	44.5	1
80425	16PC2F-4	7266-00175	2.07	52.6	1.87	47.5	1
80427	20PC2F-2	7266-00225	2.35	59.7	2.25	57.2	1
80426	20PC2F-4	7266-00215	2.77	70.4	2.19	55.6	1
80428	24PC2F-4	7266-00355	2.88	73.2	2.55	64.8	1
80429	32PC2F-4	7266-00375	3.43	87.1	3.16	80.3	1
BULK PACK							
80415X	3PC2F-2XBULK	7266-0007	1.00	25.4	.76	19.3	500
80416X	4PC2F-2XBULK	7266-0034	1.00	25.4	.84	21.3	800

EQUIPMENT

HOSE/CPLG. SELECTION

GLOBALSPIRAL COUPLINGS

PCM COUPLINGS

PCS COUPLINGS

PCM/PCS FERRULES

MEGACRIMP COUPLINGS

POWER CRIMP COUPLINGS

FIELD ATTACHABLE G1 & G2 COUPLINGS

LOW PRESSURE COUPLINGS

GLX COUPLINGS

POLARSEAL COUPLINGS

POWER STEERING

PCTS THERMO-PLASTIC COUPLINGS

ADAPTERS

ACCESSORIES

QUICK DISCONNECT COUPLERS

BALL VALVES

ASSEMBLY FABRICATION




Power Crimp® Couplings

EQUIPMENT
HOSE/CPLG. SELECTION
GLOBALSPIRAL COUPLINGS
PCM COUPLINGS
PCS COUPLINGS
PCM/PCS FERRULES
MEGACRIMP COUPLINGS
POWER CRIMP COUPLINGS
FIELD ATTACHABLE G1 & G2 COUPLINGS
LOW PRESSURE COUPLINGS
GLX COUPLINGS
POLARSEAL COUPLINGS
POWER STEERING
PCTS THERMO-PLASTIC COUPLINGS
ADAPTERS
ACCESSORIES
QUICK DISCONNECT COUPLERS
BALL VALVES
ASSEMBLY FABRICATION

Power Crimp® Two Ferrules (Steel) - PC2F Series - Cont'd

Part No.	Descr.	Prod. No.	L		Ø		Std. Pack
			"	mm	"	mm	
80461X	4PC2F-4XBULK	7266-0039	1.20	30.5	.89	22.6	600
80417X	5PC2F-2XBULK	7266-0038	1.00	25.4	.87	22.1	100
80418X	6PC2F-2XBULK	7266-0033	1.00	25.4	.94	23.9	700
80462X	6PC2F-4XBULK	7266-0040	1.20	30.5	1.06	26.9	375
80419X	8PC2F-2XBULK	7266-0002	1.25	31.8	1.13	28.7	375
80463X	8PC2F-4XBULK	7266-0041	1.47	37.3	1.28	32.5	225
80476X	10PC2F-2BXBULK	7266-0046	1.47	37.3	1.32	33.5	300
80447X	10PC2F-2CXBULK	7266-0810	1.25	31.8	1.23	31.2	200
80423X	12PC2F-2XBULK	7266-0018	1.47	37.3	1.50	38.1	200
80422X	12PC2F-4XBULK	7266-0014	1.97	50.0	1.38	35.1	125
80424X	16PC2F-2XBULK	7266-0013	1.97	50.0	1.75	44.5	90
80425X	16PC2F-4XBULK	7266-0017	2.07	52.6	1.87	47.5	75
80427X	20PC2F-2XBULK	7266-0022	2.35	59.7	2.25	57.2	40
80426X	20PC2F-4XBULK	7266-0021	2.77	70.4	2.19	55.6	40
80428X	24PC2F-4XBULK	7266-0035	2.88	73.2	2.55	64.8	30
80429X	32PC2F-4XBULK	7266-0037	3.43	87.1	3.16	80.3	16

Power Crimp® One Non-Skive Ferrules (Steel) - PC1FS Series



Part No.	Descr.	Prod. No.	L		Ø		Std. Pack
			"	mm	"	mm	
STANDARD PACK							
80481	3PC1FS	7266-07035	1.20	30.5	.83	21.1	1
80468	4PC1F-M2S	7266-07635	1.20	30.5	.83	21.1	1
80482	4PC1FS	7266-07045	1.28	32.5	.87	22.1	10
80483	5PC1FS	7266-07055	1.20	30.5	.97	24.6	1
81512	6PC1F-M2S	7266-07375	1.20	30.5	1.06	26.9	1
80484	6PC1FS	7266-07065	1.20	30.5	.96	26.9	10
80474	8PC1F-M2S	7266-07395	1.47	37.3	1.20	30.5	1
80485	8PC1FS	7266-07085	1.47	37.3	1.15	29.3	10
80477	10PC1F-M2S	7266-07415	1.47	37.3	1.31	33.3	1
80486	10PC1FS-M3K	7266-07105	1.49	37.8	1.21	30.8	10
80475	12PC1F-M2S	7266-07435	1.69	42.9	1.57	39.9	1
80487	12PC1FS-M3K	7266-07125	1.69	42.9	1.53	38.9	10
80480	16PC1F-M2S	7266-07475	1.69	42.9	1.94	49.3	1
80488	16PC1FS	7266-07165	1.69	42.9	1.32	33.5	5
80489	20PC1FS	7266-07205	2.41	61.2	2.38	60.5	1
80491	24PC1FS	7266-07245	2.69	68.3	2.69	68.3	1
80492	32PC1FS	7266-07325	3.56	90.4	3.25	82.6	1
BULK PACK							
80481X	3PC1FSXBULK	7266-0703	1.20	30.5	.83	21.1	400
80584X	4M3KPCXBULK	7266-0780	1.20	30.5	.89	22.6	600



Power Crimp® One Non-Skive Ferrules (Steel) - PC1FS Series - Cont'd

Part No.	Descr.	Prod. No.	L		Ø		Std. Pack
			"	mm	"	mm	
80468X	4PC1F-M2SXBULK	7266-0763	1.20	30.5	.83	21.1	400
80482X	4PC1FSXBULK	7266-0704	1.28	32.5	.87	22.1	600
80483X	5PC1FSXBULK	7266-0705	1.20	30.5	.97	24.6	400
80585X	6M3KPCXBULK	7266-0781	1.20	30.5	.97	24.6	500
80484X	6PC1FSXBULK	7266-0706	1.20	30.5	.96	26.9	375
80586X	8M3KPCXBULK	7266-0782	1.50	38.1	1.15	29.2	300
80485X	8PC1FSXBULK	7266-0708	1.47	37.3	1.15	29.3	275
80477X	10PC1F-M2SXBULK	7266-0741	1.47	37.3	1.31	33.3	150
80486X	10PC1FS-M3KXBULK	7266-0710	1.49	37.8	1.21	30.8	200
80475X	12PC1F-M2SXBULK	7266-0743	1.69	42.9	1.57	39.9	125
80487X	12PC1FS-M3KXBULK	7266-0712	1.69	42.9	1.53	38.9	150
80480X	16PC1F-M2SXBULK	7266-0747	1.69	42.9	1.94	49.3	75
80488X	16PC1FSXBULK	7266-0716	1.69	42.9	1.32	33.5	90
80489X	20PC1FSXBULK	7266-0720	2.41	61.2	2.38	60.5	35
80491X	24PC1FSXBULK	7266-0724	2.69	68.3	2.69	68.3	25
80492X	32PC1FSXBULK	7266-0732	3.56	90.4	3.25	82.6	12

EQUIPMENT

HOSE/CPLG. SELECTION

GLOBAL SPIRAL COUPLINGS

PCM COUPLINGS

PCS COUPLINGS

PCM/PCS FERRULES

MEGACRIMP COUPLINGS

POWER CRIMP COUPLINGS

FIELD ATTACHABLE G1 & G2 COUPLINGS

LOW PRESSURE COUPLINGS

GLX COUPLINGS

POLARSEAL COUPLINGS

POWER STEERING

PCTS THERMO-PLASTIC COUPLINGS

ADAPTERS

ACCESSORIES

QUICK DISCONNECT COUPLERS

BALL VALVES

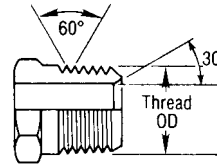
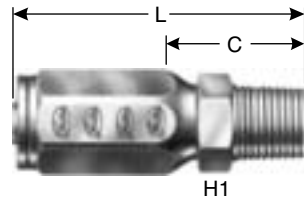
ASSEMBLY FABRICATION



Field Attachable 'Type T' for G1 Hose (1-Wire)

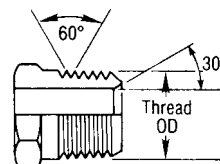
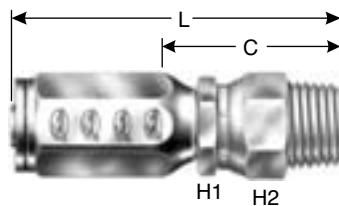


Male Pipe (NPTF - 30° Cone Seat)



Part No.	Descr.	Prod. No.	⊖		🌀	H1	H2	L		C		Std. Pack
			"	mm		"	"	"	mm	"	mm	
STANDARD PACK												
G27100-0402	4C1T-2RMP	7231-81241	1/4	6.4	1/8-27	1/2	—	2.30	58.4	1.29	32.8	1
G27100-0404	4C1T-4RMP	7231-81210	1/4	6.4	1/4-18	9/16	—	2.52	64.0	1.51	38.4	1
G27100-0604	6C1T-4RMP	7231-81242	3/8	9.5	1/4-18	9/16	—	2.68	68.1	1.54	39.1	1
G27100-0606	6C1T-6RMP	7231-81211	3/8	9.5	3/8-18	11/16	—	2.53	64.3	1.39	35.3	1
G27100-0806	8C1T-6RMP	7231-81243	1/2	12.7	3/8-18	11/16	—	3.05	77.5	1.70	43.2	1
G27100-0808	8C1T-8RMP	7231-81212	1/2	12.7	1/2-14	7/8	—	3.06	77.7	1.71	43.4	1
G27100-0812	8C1T-12RMP	7231-81244	1/2	12.7	3/4-14	1 1/16	—	3.13	79.5	1.87	47.5	1
G27100-1212	12C1T-12RMP	7231-81213	3/4	19.0	3/4-14	1 1/16	—	3.19	81.0	1.73	43.9	1
G27100-1616	16C1T-16RMP	7231-81214	1	25.4	1-11 1/2	1 3/8	—	3.78	96.0	2.10	53.3	1

Male Pipe Swivel (NPTF - Without 30° Cone Seat)



Part No.	Descr.	Prod. No.	⊖		🌀	H1	H2	L		C		Std. Pack
			"	mm		"	"	"	mm	"	mm	
STANDARD PACK												
G27105-0404	4C1T-4RMPX	7231-22445	1/4	6.4	1/4-18	7/16	7/8	3.18	80.8	2.17	55.1	1
G27105-0606	6C1T-6RMPX	7231-22455	3/8	9.5	3/8-18	5/8	7/8	3.51	89.2	2.23	56.6	1
G27105-0808	8C1T-8RMPX	7231-22465	1/2	12.7	1/2-14	3/4	1	3.99	101.3	2.63	66.8	1
G27105-1212	12C1T-12RMPX	7231-22475	3/4	19.0	3/4-14	1 1/16	1 5/16	4.27	108.5	2.73	69.3	1

EQUIPMENT

HOSE/CPLG. SELECTION

GLOBALSPIRAL COUPLINGS

PCM COUPLINGS

PCS COUPLINGS

PCM/PCS FERRULES

MEGACRIMP COUPLINGS

POWER CRIMP COUPLINGS

FIELD ATTACHABLE G1 & G2 COUPLINGS

LOW PRESSURE COUPLINGS

GLX COUPLINGS

POLARSEAL COUPLINGS

POWER STEERING

PCTS THERMO-PLASTIC COUPLINGS

ADAPTERS

ACCESSORIES

QUICK DISCONNECT COUPLERS

BALL VALVES

ASSEMBLY FABRICATION



Field Attachable 'Type T' for G1 Hose (1-Wire)

EQUIPMENT

HOSE/CPLG. SELECTION

GLOBALSPIRAL COUPLINGS

PCM COUPLINGS

PCS COUPLINGS

PCM/PCS FERRULES

MEGACRIMP COUPLINGS

POWER CRIMP COUPLINGS

FIELD ATTACHABLE G1 & G2 COUPLINGS

LOW PRESSURE COUPLINGS

GLX COUPLINGS

POLARSEAL COUPLINGS

POWER STEERING

PCTS THERMO-PLASTIC COUPLINGS

ADAPTERS

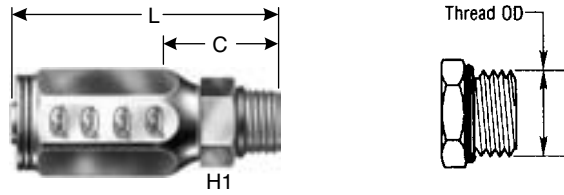
ACCESSORIES

QUICK DISCONNECT COUPLERS

BALL VALVES

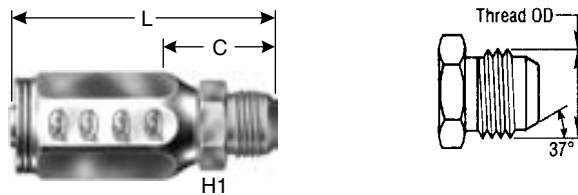
ASSEMBLY FABRICATION

Male O-Ring Boss



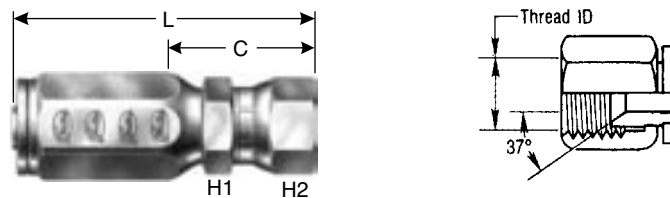
Part No.	Descr.	Prod. No.	⊖		🌀	H1	H2	L		C		Std. Pack
			"	mm		"	"	"	mm	"	mm	
STANDARD PACK												
G27120-0606	6C1T-6RMB	7231-22255	3/8	9.5	9/16-18	11/16	—	2.52	64.0	1.24	31.5	1
G27120-0608	6C1T-8RMB	7231-22265	3/8	9.5	3/4-16	7/8	—	2.59	65.8	1.32	33.5	1
G27120-0808	8C1T-8RMB	7231-22275	1/2	12.7	3/4-16	7/8	—	2.87	72.9	1.52	38.6	1
G27120-0810	8C1T-10RMB	7231-22285	1/2	12.7	7/8-14	1	—	3.11	79.0	1.76	44.7	1

Male JIC 37° Flare



Part No.	Descr.	Prod. No.	⊖		🌀	H1	H2	L		C		Std. Pack
			"	mm		"	"	"	mm	"	mm	
STANDARD PACK												
G27165-0606	6C1T-6RMJ	7231-22185	3/8	9.5	9/16-18	9/16	—	2.68	68.1	1.40	35.6	1
G27165-0808	8C1T-8RMJ	7231-22195	1/2	12.7	3/4-16	3/4	—	3.05	77.5	1.70	43.2	1
G27165-0810	8C1T-10RMJ	7231-22205	1/2	12.7	7/8-14	7/8	—	3.31	84.1	1.96	49.8	1
G27165-1212	12C1T-12RMJ	7231-22215	3/4	19.0	1 1/16-12	1 1/16	—	3.52	89.4	1.98	50.3	1

Female JIC 37° Flare Swivel



Part No.	Descr.	Prod. No.	⊖		🌀	H1	H2	L		C		Std. Pack
			"	mm		"	"	"	mm	"	mm	
STANDARD PACK												
G27170-0404	4C1T-4RFJX	7231-81215	1/4	6.4	7/16-20	9/16	9/16	2.47	62.7	1.46	37.1	1
G27170-0405	4C1T-5RFJX	7231-81216	1/4	6.4	1/2-20	11/16	11/16	2.58	65.5	1.57	39.9	1
G27170-0606	6C1T-6RFJX	7231-81217	3/8	9.5	9/16-18	3/4	3/4	2.80	71.1	1.65	41.9	1
G27170-0608	6C1T-8RFJX	7231-81218	3/8	9.5	3/4-16	3/4	7/8	2.91	73.9	1.76	44.7	1

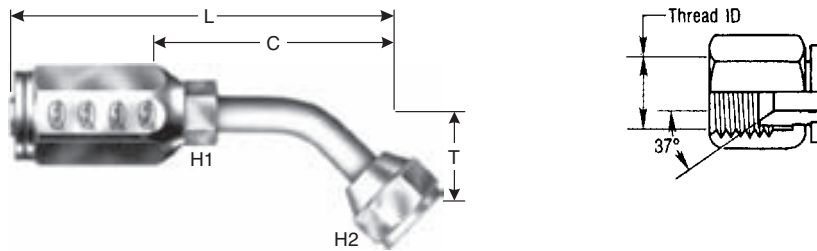
Field Attachable 'Type T' for G1 Hose (1-Wire)



Female JIC 37° Flare Swivel - Cont'd

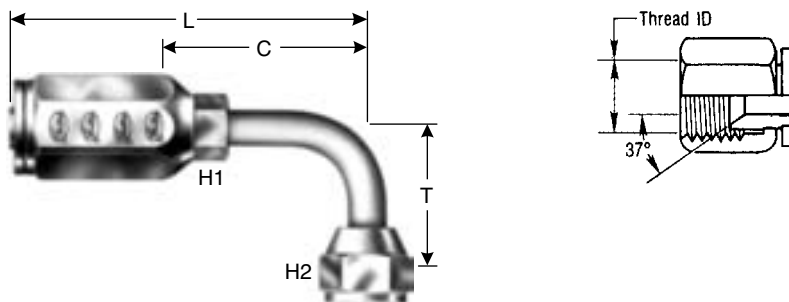
Part No.	Descr.	Prod. No.	⊖			H1	H2	L		C		Std. Pack
			"	mm				"	mm	"	mm	
G27170-0808	8C1T-8RFJX	7231-81219	1/2	12.7	3/4-16	13/16	7/8	3.24	82.3	1.89	48.0	1
G27170-0810	8C1T-10RFJX	7231-81220	1/2	12.7	7/8-14	13/16	1 1/16	3.34	84.8	1.99	50.5	1
G27170-1212	12C1T-12RFJX	7231-81221	3/4	19.0	1 1/16-12	1 1/8	1 1/4	3.45	87.6	1.91	48.5	1
G27170-1616	16C1T-16RFJX	7231-81222	1	25.4	1 5/16-12	1 3/8	1 1/2	3.90	99.1	2.22	56.4	1

Female JIC 37° Flare Swivel - 45° Bent Tube



Part No.	Descr.	Prod. No.	⊖			H1	H2	T		L		C		Std. Pack
			"	mm				"	mm	"	mm	"	mm	
STANDARD PACK														
G27175-0404	4C1T-4RFJX45	7231-22545	1/4	6.4	7/16-20	3/8	9/16	.33	8.4	2.80	71.1	1.79	45.5	1
G27175-0606	6C1T-6RFJX45	7231-22555	3/8	9.5	9/16-18	1/2	11/16	.39	9.9	3.37	85.6	1.79	45.5	1
G27175-0808	8C1T-8RFJX45	7231-22565	1/2	12.7	3/4-16	5/8	7/8	.55	14.0	4.11	104.4	2.10	53.3	1
G27175-1212	12C1T-12RFJX45	7231-22575	3/4	19.0	1 1/16-12	1 1/4	1 1/4	.78	19.8	4.70	119.4	3.16	80.3	1

Female JIC 37° Flare Swivel - 90° Bent Tube



Part No.	Descr.	Prod. No.	⊖			H1	H2	T		L		C		Std. Pack
			"	mm				"	mm	"	mm	"	mm	
STANDARD PACK														
G27180-0404	4C1T-4RFJX90	7231-22655	1/4	6.4	7/16-20	3/8	9/16	.68	17.3	2.69	68.3	1.68	42.7	1
G27180-0606	6C1T-6RFJX90	7231-22665	3/8	9.5	9/16-18	1/2	11/16	.85	21.6	3.28	83.3	2.00	50.8	1
G27180-0608	6C1T-8RFJX90	7231-22675	3/8	9.5	3/4-16	5/8	7/8	1.09	27.7	3.58	90.9	2.31	58.7	1
G27180-0808	8C1T-8RFJX90	7231-22685	1/2	12.7	3/4-16	5/8	7/8	1.09	27.7	3.86	98.0	2.51	63.8	1
G27180-0810	8C1T-10RFJX90	7231-22695	1/2	12.7	7/8-14	3/4	1	1.23	31.2	3.92	99.6	2.59	65.8	1
G27180-1212	12C1T-12RFJX90	7231-22705	3/4	19.0	1 1/16-12	1 1/4	1 1/4	1.82	46.2	4.59	116.6	3.05	77.5	1

EQUIPMENT

HOSE/CPLG. SELECTION

GLOBALSPIRAL COUPLINGS

PCM COUPLINGS

PCS COUPLINGS

PCM/PCS FERRULES

MEGACRIMP COUPLINGS

POWER CRIMP COUPLINGS

FIELD ATTACHABLE G1 & G2 COUPLINGS

LOW PRESSURE COUPLINGS

GLX COUPLINGS

POLARSEAL COUPLINGS

POWER STEERING

PCTS THERMO-PLASTIC COUPLINGS

ADAPTERS

ACCESSORIES

QUICK DISCONNECT COUPLERS

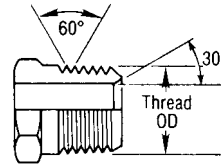
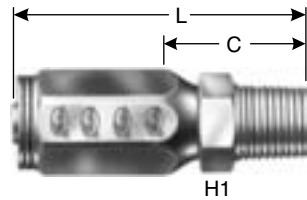
BALL VALVES

ASSEMBLY FABRICATION



Field Attachable 'Type T' for G2 Hose (2-Wire)

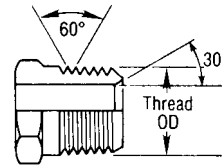
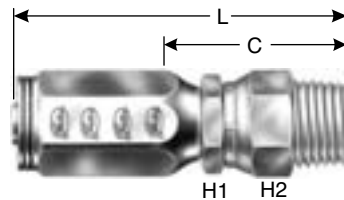
Male Pipe (NPTF - 30° Cone Seat)



H1

Part No.	Descr.	Prod. No.	⊖		🌀	H1	H2	L		C		Std. Pack
			"	mm		"	"	"	mm	"	mm	
STANDARD PACK												
G28100-0402	4C2AT-2RMP	7231-81247	1/4	6.4	1/8-27	1/2	—	2.30	58.4	1.23	31.2	1
G28100-0404	4C2AT-4RMP	7231-81223	1/4	6.4	1/4-18	9/16	—	2.52	64.0	1.45	36.8	1
G28100-0604	6C2AT-4RMP	7231-81248	3/8	9.5	1/4-18	9/16	—	2.68	68.1	1.45	36.8	1
G28100-0606	6C2AT-6RMP	7231-81224	3/8	9.5	3/8-18	11/16	—	2.53	64.3	1.30	33.0	1
G28100-0806	8C2AT-6RMP	7231-81249	1/2	12.7	3/8-18	11/16	—	3.05	77.5	1.63	41.4	1
G28100-0808	8C2AT-8RMP	7231-81225	1/2	12.7	1/2-14	7/8	—	3.06	77.7	1.64	41.6	1
G28100-0812	8C2AT-12RMP	7231-81251	1/2	12.7	3/4-14	1 1/16	—	3.13	79.5	1.71	43.4	1
G28100-1212	12C2AT-12RMP	7231-81226	3/4	19.0	3/4-14	1 1/16	—	3.19	81.0	1.65	41.9	1
G28100-1616	16C2AT-16RMP	7231-81227	1	25.4	1-11 1/2	1 3/8	—	3.78	96.0	2.04	51.8	1
G28100-2020	20C2AT-20RMP	7231-81228	1 1/4	31.8	1 1/4-11 1/2	1 3/4	—	4.59	116.6	2.49	63.2	1
G28100-2424	24C2AT-24RMP	7231-81252	1 1/2	38.1	1 1/2-11 1/2	2	—	5.18	131.6	2.68	68.1	1

Male Pipe Swivel (NPTF - Without 30° Cone Seat)



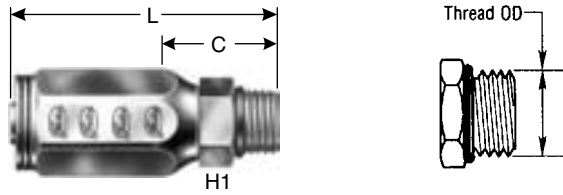
H1 H2

Part No.	Descr.	Prod. No.	⊖		🌀	H1	H2	L		C		Std. Pack
			"	mm		"	"	"	mm	"	mm	
STANDARD PACK												
G28105-0404	4C2AT-4RMPX	7231-22495	1/4	6.4	1/4-18	7/16	11/16	3.18	80.8	2.11	53.6	1
G28105-0606	6C2AT-6RMPX	7231-22505	3/8	9.5	3/8-18	5/8	7/8	3.51	89.2	2.27	57.7	1
G28105-0808	8C2AT-8RMPX	7231-22515	1/2	12.7	1/2-14	3/4	1	3.99	101.3	2.56	65.0	1
G28105-1212	12C2AT-12RMPX	7231-22525	3/4	19.0	3/4-14	1 1/16	1 5/16	4.27	108.5	2.73	69.3	1

Field Attachable 'Type T' for G2 Hose (2-Wire)

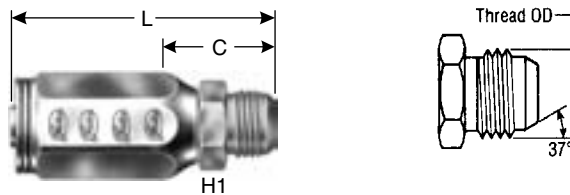


Male O-Ring Boss



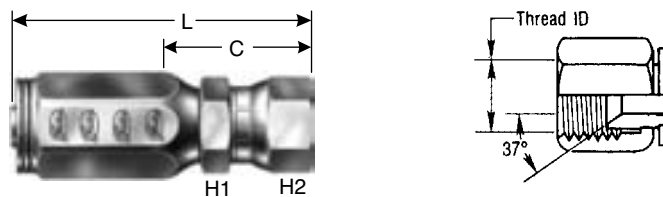
Part No.	Descr.	Prod. No.	⌀			H1	H2	L		C		Std. Pack
			"	mm				"	mm	"	mm	
STANDARD PACK												
G28120-0606	6C2AT-6RMB	7231-22355	3/8	9.5	9/16-18	11/16	—	2.52	64.0	1.28	32.5	1
G28120-0608	6C2AT-8RMB	7231-22365	3/8	9.5	3/4-16	7/8	—	2.59	65.8	1.36	34.5	1
G28120-0808	8C2AT-8RMB	7231-22375	1/2	12.7	3/4-16	7/8	—	2.87	72.9	1.45	36.8	1
G28120-0810	8C2AT-10RMB	7231-22385	1/2	12.7	7/8-14	1	—	3.11	79.0	1.59	40.4	1

Male JIC 37° Flare



Part No.	Descr.	Prod. No.	⌀			H1	H2	L		C		Std. Pack
			"	mm				"	mm	"	mm	
STANDARD PACK												
G28165-0606	6C2AT-6RMJ	7231-22025	3/8	9.5	9/16-18	9/16	—	2.68	68.1	1.45	36.8	1
G28165-0808	8C2AT-8RMJ	7231-22045	1/2	12.7	3/4-16	3/4	—	3.05	77.5	1.63	41.4	1
G28165-0810	8C2AT-10RMJ	7231-22055	1/2	12.7	7/8-14	7/8	—	3.31	84.1	1.89	48.0	1
G28165-1212	12C2AT-12RMJ	7231-22065	3/4	19.0	1 1/16-12	1 1/16	—	3.52	89.4	1.98	50.3	1

Female JIC 37° Flare Swivel



Part No.	Descr.	Prod. No.	⌀			H1	H2	L		C		Std. Pack
			"	mm				"	mm	"	mm	
STANDARD PACK												
G28170-0404	4C2AT-4RFJX	7231-81229	1/4	6.4	7/16-20	9/16	9/16	2.47	62.7	1.40	35.6	1
G28170-0405	4C2AT-5RFJX	7231-81230	1/4	6.4	1/2-20	11/16	11/16	2.58	65.5	1.57	39.9	1
G28170-0606	6C2AT-6RFJX	7231-81231	3/8	9.5	9/16-18	3/4	3/4	2.80	71.1	1.56	39.6	1
G28170-0608	6C2AT-8RFJX	7231-81232	3/8	9.5	3/4-16	3/4	3/4	2.91	73.9	1.67	42.4	1

EQUIPMENT

HOSE/CPLG. SELECTION

GLOBALSPIRAL COUPLINGS

PCM COUPLINGS

PCS COUPLINGS

PCM/PCS FERRULES

MEGACRIMP COUPLINGS

POWER CRIMP COUPLINGS

FIELD ATTACHABLE G1 & G2 COUPLINGS

LOW PRESSURE COUPLINGS

GLX COUPLINGS

POLARSEAL COUPLINGS

POWER STEERING

PCTS THERMO-PLASTIC COUPLINGS

ADAPTERS

ACCESSORIES

QUICK DISCONNECT COUPLERS


BALL VALVES

ASSEMBLY FABRICATION

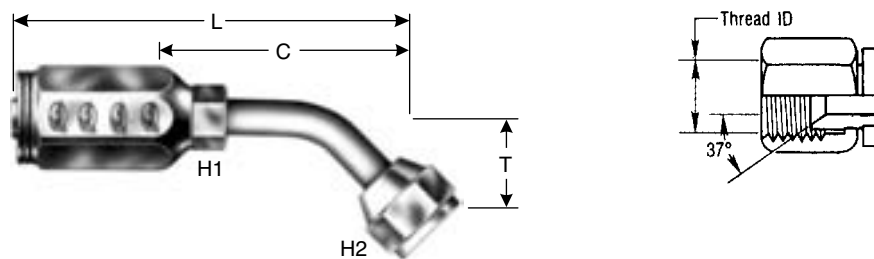



Field Attachable 'Type T' for G2 Hose (2-Wire)

Female JIC 37° Flare Swivel - Cont'd

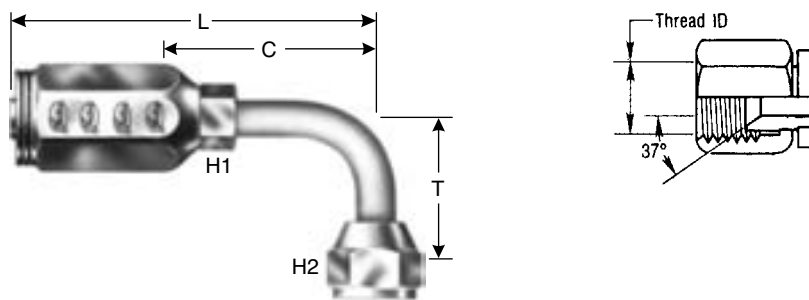
Part No.	Descr.	Prod. No.	⊖			H1	H2	L		C		Std. Pack
			"	mm				"	mm	"	mm	
G28170-0808	8C2AT-8RFJX	7231-81233	1/2	12.7	3/4-16	13/16	7/8	3.24	82.3	1.82	46.2	1
G28170-0810	8C2AT-10RFJX	7231-81234	1/2	12.7	7/8-14	13/16	1 1/16	3.34	84.8	1.92	48.8	1
G28170-1212	12C2AT-12RFJX	7231-81235	3/4	19.0	1 1/16-12	1 1/8	1 1/2	3.45	87.6	1.91	48.5	1
G28170-1616	16C2AT-16RFJX	7231-81236	1	25.4	1 5/16-12	1 3/8	1 1/2	3.90	99.1	2.16	54.9	1
G28170-2020	20C2AT-20RFJX	7231-81237	1 1/4	31.8	1 5/12-12	1 7/8	2	4.85	123.2	2.74	69.6	1
G28170-2424	24C2AT-24RFJX	7231-81254	1 1/2	38.1	1 7/8-12	2 1/8	2 1/4	5.26	133.6	2.76	70.1	1


Female JIC 37° Flare Swivel - 45° Bent Tube



Part No.	Descr.	Prod. No.	⊖			H1	H2	T	L		C		Std. Pack	
			"	mm					"	mm	"	mm		
STANDARD PACK														
G28175-0404	4C2AT-4RFJX45	7231-22595	1/4	6.4	7/16-20	3/8	9/16	.33	8.4	2.80	71.1	1.73	43.9	1
G28175-0606	6C2AT-6RFJX45	7231-22605	3/8	9.5	9/16-18	1/2	11/16	.39	9.9	3.37	85.6	2.14	54.4	1
G28175-0808	8C2AT-8RFJX45	7231-22615	1/2	12.7	3/4-16	5/8	7/8	.55	14.0	4.11	104.4	2.68	68.1	1
G28175-1212	12C2AT-12RFJX45	7231-22625	3/4	19.0	1 1/16-12	7/8	1 1/4	.78	19.8	4.70	119.4	3.16	80.3	1

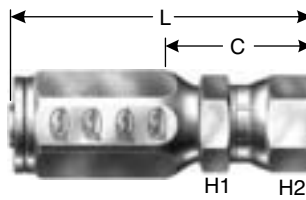
Female JIC 37° Flare Swivel - 90° Bent Tube



Part No.	Descr.	Prod. No.	⊖			H1	H2	T	L		C		Std. Pack	
			"	mm					"	mm	"	mm		
STANDARD PACK														
G28180-0404	4C2AT-4RFJX90	7231-22755	1/4	6.4	7/16-20	3/8	9/16	.68	17.3	2.69	68.3	1.62	41.1	1
G28180-0606	6C2AT-6RFJX90	7231-22765	3/8	9.5	9/16-18	1/2	11/16	.85	21.6	3.28	83.3	2.04	51.8	1
G28180-0608	6C2AT-8RFJX90	7231-22775	3/8	9.5	3/4-16	5/8	7/8	1.09	27.7	3.58	90.9	2.35	59.7	1
G28180-0808	8C2AT-8RFJX90	7231-22785	1/2	12.7	3/4-16	5/8	7/8	1.09	27.7	3.86	98.0	2.42	61.5	1
G28180-0810	8C2AT-10RFJX90	7231-22795	1/2	12.7	7/8-14	3/4	1	1.23	31.2	3.92	99.6	2.50	63.5	1
G28180-1212	12C2AT-12RFJX90	7231-22805	3/4	19.0	1 1/16-12	7/8	1 1/4	1.82	46.2	4.59	116.6	3.05	77.5	1

Female Flat-Face O-Ring Swivel

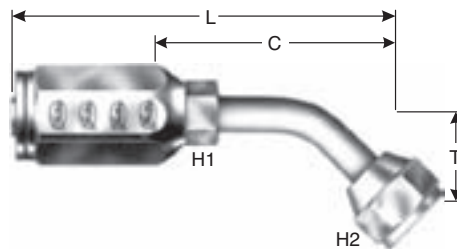
SAE J1453 O-Ring Face Seal.



Part No.	Descr.	Prod. No.	⊖			H1	H2	L		C		Std. Pack
			"	mm				"	mm	"	mm	
STANDARD PACK												
G28230-0404	4C2AT-4RFFORX	7231-14105	1/4	6.4	9/16-18	43/64	43/64	2.50	63.5	1.43	36.3	1
G28230-0606	6C2AT-6RFFORX	7231-14125	3/8	9.5	11/16-16	7/8	7/8	2.88	73.1	1.64	41.7	1
G28230-0808	8C2AT-8RFFORX	7231-14145	1/2	12.7	13/16-16	61/64	61/64	3.37	85.6	1.94	42.3	1
G28230-1212	12C2AT-12RFFORX	7231-14165	3/4	19.1	1 13/16-16	1 1/8	1 13/32	2.03	51.6	3.57	90.7	1

Female Flat-Face O-Ring Swivel - 45° Bent Tube

SAE J1453 O-Ring Face Seal.



Part No.	Descr.	Prod. No.	⊖			H1	H2	T		L		C		Std. Pack
			"	mm				"	mm	"	mm	"	mm	
STANDARD PACK														
G28234-0404	4C2AT-4RFFORX45S	7231-14305	1/4	6.4	9/16-18	3/8	9/16	.68	17.3	2.69	68.3	1.62	41.1	1
G28234-0606	6C2AT-6RFFORX45S	7231-14325	3/8	9.5	11/16-16	1/2	11/16	.85	21.6	3.28	83.3	2.04	51.8	1
G28234-0808	8C2AT-8RFFORX45S	7231-14345	1/2	12.7	13/16-16	5/8	7/8	1.09	27.7	3.86	98.0	2.42	61.5	1
G28234-1212	12C2AT-12RFFORX45S	7231-14365	3/4	19.1	1 13/16-12	7/8	1 1/4	1.82	46.2	4.59	116.6	3.05	77.5	1

EQUIPMENT

HOSE/CPLG. SELECTION

GLOBALSPIRAL COUPLINGS

PCM COUPLINGS

PCS COUPLINGS

PCM/PCS FERRULES

MEGACRIMP COUPLINGS

POWER CRIMP COUPLINGS

FIELD ATTACHABLE G1 & G2 COUPLINGS

LOW PRESSURE COUPLINGS

GLX COUPLINGS

POLARSEAL COUPLINGS

POWER STEERING

PCTS THERMO-PLASTIC COUPLINGS

ADAPTERS

ACCESSORIES

QUICK DISCONNECT COUPLERS

BALL VALVES

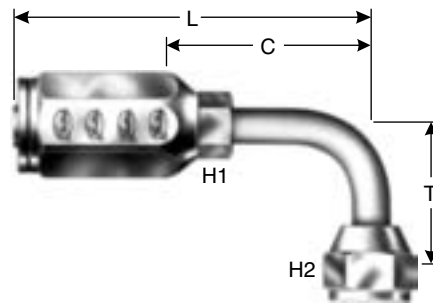
ASSEMBLY FABRICATION



Field Attachable 'Type T' for G2 Hose (2-Wire)

Female Flat-Face O-Ring Swivel - 90° Bent Tube

SAE J1453 O-Ring Face Seal.

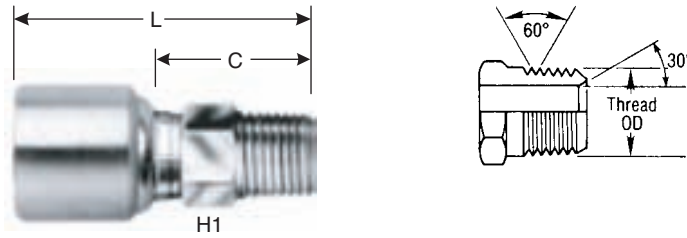


Part No.	Descr.	Prod. No.	⊖			H1	H2	T		L		C		Std. Pack
			"	mm		"	"	"	mm	"	mm	"	mm	
STANDARD PACK														
G28239-0404	4C2AT-4RFFORX90S	7231-14505	1/4	6.4	9/16-18	3/8	9/16	.68	17.3	2.69	68.3	1.62	41.1	1
G28239-0606	6C2AT-6RFFORX90S	7231-14525	3/8	9.5	11/16-16	1/2	11/16	.85	21.6	3.28	83.3	2.04	51.8	1
G28239-0808	8C2AT-8RFFORX90S	7231-14545	1/2	12.7	13/16-16	5/8	7/8	1.09	27.7	3.86	98.0	2.42	61.5	1
G28239-1212	12C2AT-12RFFORX90S	7231-14565	3/4	—	1 13/16-12	—	—	—	—	—	—	—	—	1

- EQUIPMENT
- HOSE/CPLG. SELECTION
- GLOBALSPIRAL COUPLINGS
- PCM COUPLINGS
- PCS COUPLINGS
- PCM/PCS FERRULES
- MEGACRIMP COUPLINGS
- POWER CRIMP COUPLINGS
- FIELD ATTACHABLE G1 & G2 COUPLINGS**
- LOW PRESSURE COUPLINGS
- GLX COUPLINGS
- POLARSEAL COUPLINGS
- POWER STEERING
- PCTS THERMO-PLASTIC COUPLINGS
- ADAPTERS
- ACCESSORIES
- QUICK DISCONNECT COUPLERS
- BALL VALVES
- ASSEMBLY FABRICATION

Male Pipe (NPTF - 30° Cone Seat)

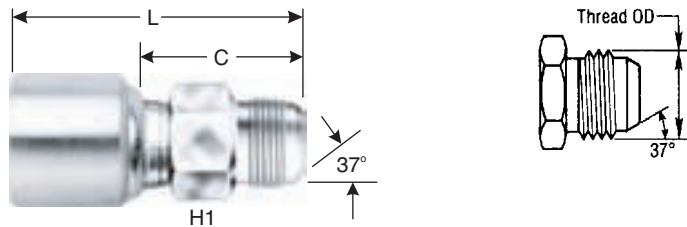
Special GLP Dies Required.



Part No.	Descr.	Prod. No.	⊖		🌀	H1	H2	L		C		Std. Pack
			"	mm		"	"	"	mm	"	mm	
STANDARD PACK												
G42100-0404	4GLP1-4MP	7351-02045	1/4	6.4	1/4	9/16	—	1.89	48.0	1.22	31.0	1
G42100-0606	6GLP1-6MP	7351-02155	3/8	9.5	3/8	11/16	—	2.13	54.0	1.33	33.8	1
G42100-0808	8GLP1-8MP	7351-02215	1/2	12.7	1/2	7/8	—	2.24	57.0	1.46	37.1	1
G42100-1008	10GLP1-8MP	7351-02275	5/8	15.9	1/2	15/16	—	2.40	61.0	1.55	39.3	1
G42100-1212	12GLP1-12MP	7351-02325	3/4	19.0	3/4	1 1/16	—	2.64	67.0	1.56	39.5	1
BULK PACK												
G42100-0404X	4GLP1-4MPXBULK	7351-0204	1/4	6.4	1/4	9/16	—	1.89	48.0	1.22	31.0	200
G42100-0606X	6GLP1-6MPXBULK	7351-0215	3/8	9.5	3/8	11/16	—	2.13	54.0	1.33	33.8	150
G42100-0808X	8GLP1-8MPXBULK	7351-0221	1/2	12.7	1/2	7/8	—	2.24	57.0	1.46	37.1	100
G42100-1008X	10GLP1-8MPXBULK	7351-0227	5/8	15.9	1/2	15/16	—	2.40	61.0	1.55	39.3	100
G42100-1212X	12GLP1-12MPXBULK	7351-0232	3/4	19.0	3/4	1 1/16	—	2.64	67.0	1.56	39.5	75

Male JIC 37° Flare

Special GLP Dies Required.



Part No.	Descr.	Prod. No.	⊖		🌀	H1	H2	L		C		Std. Pack
			"	mm		mm	mm	"	mm	"	mm	
STANDARD PACK												
G42165-0404	4GLP1-4MJ	7351-01045	1/4	6.4	7/16-20	9.0	—	1.81	46.0	1.18	30.0	1
G42165-0606	6GLP1-6MJ	7351-01155	3/8	9.5	9/16-18	11.0	—	1.97	50.0	1.23	31.3	1
G42165-0808	8GLP1-8MJ	7351-01215	1/2	12.7	3/4-16	7.0	—	2.13	54.0	1.34	34.1	1
G42165-1010	10GLP1-10MJ	7351-01275	5/8	15.8	7/8-14	15.0	—	2.44	62.0	1.59	40.3	1
G42165-1212	12GLP1-12MJ	7351-01325	3/4	19.0	1 1/16-12	1.0	—	2.83	72.0	1.75	44.5	1
BULK PACK												
G42165-0404X	4GLP1-4MJXBULK	7351-0104	1/4	6.4	7/16-20	9.0	—	1.81	46.0	1.18	30.0	400
G42165-0606X	6GLP1-6MJXBULK	7351-0115	3/8	9.5	9/16-18	11.0	—	1.97	50.0	1.23	31.3	500
G42165-0808X	8GLP1-8MJXBULK	7351-0121	1/2	12.7	3/4-16	7.0	—	2.13	54.0	1.34	34.1	100
G42165-1010X	10GLP1-10MJXBULK	7351-0127	5/8	15.8	7/8-14	15.0	—	2.44	62.0	1.59	40.3	100
G42165-1212X	12GLP1-12MJXBULK	7351-0132	3/4	19.0	1 1/16-12	1.0	—	2.83	72.0	1.75	44.5	75

EQUIPMENT

HOSE/CPLG. SELECTION

GLOBALSPIRAL COUPLINGS

PCM COUPLINGS

PCS COUPLINGS

PCM/PCS FERRULES

MEGACRIMP COUPLINGS

POWER CRIMP COUPLINGS

FIELD ATTACHABLE G1 & G2 COUPLINGS

LOW PRESSURE COUPLINGS

GLX COUPLINGS

POLARSEAL COUPLINGS

POWER STEERING

PCTS THERMO-PLASTIC COUPLINGS

ADAPTERS

ACCESSORIES

QUICK DISCONNECT COUPLERS

BALL VALVES

ASSEMBLY FABRICATION

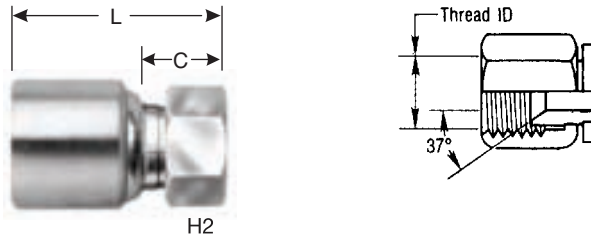


GLP Couplings

EQUIPMENT
HOSE/CPLG. SELECTION
GLOBALSPIRAL COUPLINGS
PCM COUPLINGS
PCS COUPLINGS
PCM/PCS FERRULES
MEGACRIMP COUPLINGS
POWER CRIMP COUPLINGS
FIELD ATTACHABLE G1 & G2 COUPLINGS
LOW PRESSURE COUPLINGS
GLX COUPLINGS
POLARSEAL COUPLINGS
POWER STEERING
PCTS THERMO-PLASTIC COUPLINGS
ADAPTERS
ACCESSORIES
QUICK DISCONNECT COUPLERS
BALL VALVES
ASSEMBLY FABRICATION

Female JIC 37° Flare Swivel

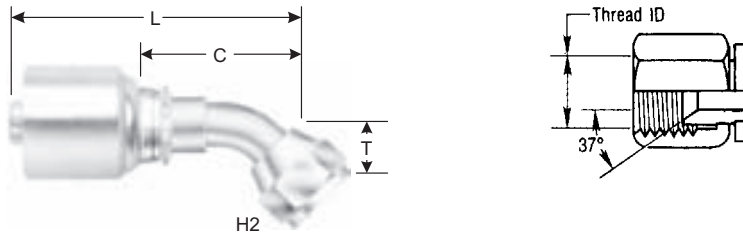
Special GLP Dies Required.



Part No.	Descr.	Prod. No.	⊖		🌀	H1	H2	L		C		Std. Pack
			"	mm		mm	mm	"	mm	"	mm	
STANDARD PACK												
G42170-0404	4GLP1-4FJX	7351-05045	1/4	6.4	7/16-20	—	9.0	1.63	41.3	.96	24.3	1
G42170-0606	6GLP1-6FJX	7351-05145	3/8	9.5	9/16-18	—	11.0	1.89	48.1	1.10	27.9	1
G42170-0808	8GLP1-8FJX	7351-05205	1/2	12.7	3/4-16	—	7.0	2.02	51.4	1.24	31.5	1
G42170-1010	10GLP1-10FJX	7351-05265	5/8	15.8	7/8-14	—	15.0	2.27	57.7	1.42	36.0	1
G42170-1212	12GLP1-12FJX	7351-05325	3/4	19.0	1 1/16-12	—	1.0	2.56	64.9	1.47	37.4	1
BULK PACK												
G42170-0404X	4GLP1-4FJX XBULK	7351-0504	1/4	6.4	7/16-20	—	9.0	1.63	41.3	.96	24.3	600
G42170-0606X	6GLP1-6FJX XBULK	7351-0514	3/8	9.5	9/16-18	—	11.0	1.89	48.1	1.10	27.9	300
G42170-0808X	8GLP1-8FJX XBULK	7351-0520	1/2	12.7	3/4-16	—	7.0	2.02	51.4	1.24	31.5	200
G42170-1010X	10GLP1-10FJX XBULK	7351-0526	5/8	15.8	7/8-14	—	15.0	2.27	57.7	1.42	36.0	100
G42170-1212X	12GLP1-12FJX XBULK	7351-0532	3/4	19.0	1 1/16-12	—	1.0	2.56	64.9	1.47	37.4	100

Female JIC 37° Flare Swivel - 45° Short Bent Tube

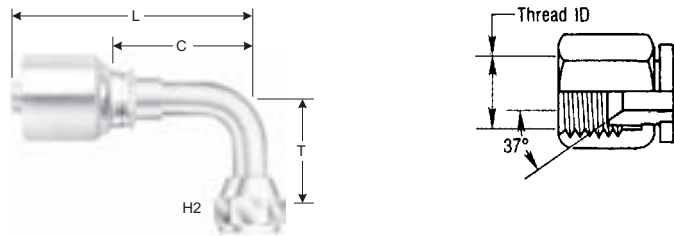
Special GLP Dies Required.



Part No.	Descr.	Prod. No.	⊖		🌀	H1	H2	T	L		C		Std. Pack	
			"	mm		mm	mm	"	mm	"	mm			
STANDARD PACK														
G42174-0404	4GLP1-4FJX45S	7351-11055	1/4	6.4	7/16-20	—	9.0	.39	10.0	2.37	60.2	1.74	44.2	1
G42174-0606	6GLP1-6FJX45S	7351-11235	3/8	9.5	9/16-18	—	11.0	.43	11.0	2.96	75.1	2.22	56.4	1
G42174-0808	8GLP1-8FJX45S	7351-09295	1/2	12.7	3/4-16	—	7.0	.59	15.0	2.96	75.1	2.17	55.2	1
G42174-1010	10GLP1-10FJX45S	7351-09355	5/8	15.8	7/8-14	—	15.0	.63	16.0	3.21	81.5	2.35	59.8	1
G42174-1212	12GLP1-12FJX45S	7351-09425	3/4	19.0	1 1/16-12	—	1.0	.83	21.0	3.94	100.0	2.85	72.5	1
BULK PACK														
G42174-0404X	4GLP1-4FJX45SXBULK	7351-1105	1/4	6.4	7/16-20	—	9.0	.39	10.0	2.37	60.2	1.74	44.2	200
G42174-0606X	6GLP1-6FJX45SXBULK	7351-1123	3/8	9.5	9/16-18	—	11.0	.43	11.0	2.96	75.1	2.22	56.4	150
G42174-0808X	8GLP1-8FJX45SXBULK	7351-0929	1/2	12.7	3/4-16	—	7.0	.59	15.0	2.96	75.1	2.17	55.2	100
G42174-1010X	10GLP1-10FJX45SXBULK	7351-0935	5/8	15.8	7/8-14	—	15.0	.63	16.0	3.21	81.5	2.35	59.8	100
G42174-1212X	12GLP1-12FJX45SXBULK	7351-0942	3/4	19.0	1 1/16-12	—	1.0	.83	21.0	3.94	100.0	2.85	72.5	75

Female JIC 37° Flare Swivel - 90° Short Bent Tube

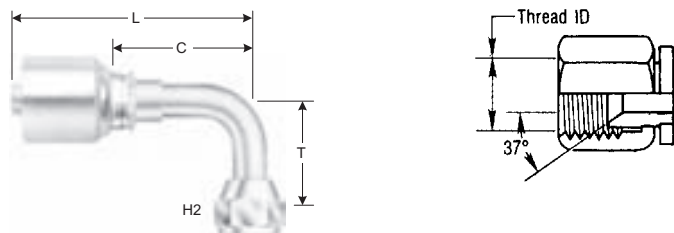
Special GLP Dies Required.



Part No.	Descr.	Prod. No.	⊖		Wavy Line	H1	H2	T		L		C		Std. Pack
			"	mm		mm	mm	"	mm	"	mm	"	mm	
STANDARD PACK														
G42179-0404	4GLP1-4FJX90S	7351-15045	1/4	6.4	7/16-20	—	9.0	.83	21.0	2.11	53.6	1.48	37.6	1
G42179-0606	6GLP1-6FJX90S	7351-15205	3/8	9.5	9/16-18	—	11.0	.91	23.0	2.67	67.8	1.93	49.1	1
G42179-0808	8GLP1-8FJX90S	7351-15285	1/2	12.7	3/4-16	—	7.0	1.14	29.0	2.59	65.7	1.80	45.8	1
G42179-1010	10GLP1-10FJX90S	7351-15365	5/8	15.8	7/8-14	—	15.0	1.26	32.0	2.93	74.4	2.07	52.7	1
G42179-1212	12GLP1-12FJX90S	7351-15465	3/4	19.0	1 1/16-12	—	1.0	1.89	48.0	3.78	96.0	2.70	68.5	1
BULK PACK														
G42179-0404X	4GLP1-4FJX90SXBULK	7351-1504	1/4	6.4	7/16-20	—	9.0	.83	21.0	2.11	53.6	1.48	37.6	200
G42179-0606X	6GLP1-6FJX90SXBULK	7351-1520	3/8	9.5	9/16-18	—	11.0	.91	23.0	2.67	67.8	1.93	49.1	250
G42179-0808X	8GLP1-8FJX90SXBULK	7351-1528	1/2	12.7	3/4-16	—	7.0	1.14	29.0	2.59	65.7	1.80	45.8	100
G42179-1010X	10GLP1-10FJX90SXBULK	7351-1536	5/8	15.8	7/8-14	—	15.0	1.26	32.0	2.93	74.4	2.07	52.7	100
G42179-1212X	12GLP1-12FJX90SXBULK	7351-1546	3/4	19.0	1 1/16-12	—	1.0	1.89	48.0	3.78	96.0	2.70	68.5	75

Female JIC 37° Flare Swivel - 90° Long Bent Tube

Special GLP Dies Required.



Part No.	Descr.	Prod. No.	⊖		Wavy Line	H1	H2	T		L		C		Std. Pack
			"	mm		mm	mm	"	mm	"	mm			
STANDARD PACK														
G42181-0404	4GLP1-4FJX90L	7351-15065	1/4	6.4	7/16-20	—	9.0	1.81	46.0	2.11	53.6	1.48	37.6	1
G42181-0606	6GLP1-6FJX90L	7351-15225	3/8	9.5	9/16-18	—	11.0	2.13	54.0	2.67	67.8	1.93	49.1	1
G42181-0808	8GLP1-8FJX90L	7351-15305	1/2	12.7	3/4-16	—	7.0	2.52	64.0	2.69	68.4	1.91	48.5	1
G42181-1010	10GLP1-10FJX90L	7351-15385	5/8	15.8	7/8-14	—	15.0	2.76	70.0	2.62	66.5	1.76	44.8	1
G42181-1212	12GLP1-12FJX90L	7351-15445	3/4	19.0	1 1/16-12	—	1.0	3.78	96.0	3.27	83.0	2.19	55.5	1
BULK PACK														
G42181-0404X	4GLP1-4FJX90LXBULK	7351-1506	1/4	6.4	7/16-20	—	9.0	1.81	46.0	2.11	53.6	1.48	37.6	200
G42181-0606X	6GLP1-6FJX90LXBULK	7351-1522	3/8	9.5	9/16-18	—	11.0	2.13	54.0	2.67	67.8	1.93	49.1	150
G42181-0808X	8GLP1-8FJX90LXBULK	7351-1530	1/2	12.7	3/4-16	—	7.0	2.52	64.0	2.69	68.4	1.91	48.5	100
G42181-1010X	10GLP1-10FJX90LXBULK	7351-1538	5/8	15.8	7/8-14	—	15.0	2.76	70.0	2.62	66.5	1.76	44.8	100
G42181-1212X	12GLP1-12FJX90LXBULK	7351-1544	3/4	19.0	1 1/16-12	—	1.0	3.78	96.0	3.27	83.0	2.19	55.5	50

EQUIPMENT

HOSE/CPLG. SELECTION

GLOBALSPIRAL COUPLINGS

PCM COUPLINGS

PCS COUPLINGS

PCM/PCS FERRULES

MEGACRIMP COUPLINGS

POWER CRIMP COUPLINGS

FIELD ATTACHABLE G1 & G2 COUPLINGS

LOW PRESSURE COUPLINGS

GLX COUPLINGS

POLARSEAL COUPLINGS

POWER STEERING

PCTS THERMO-PLASTIC COUPLINGS

ADAPTERS

ACCESSORIES

QUICK DISCONNECT COUPLERS

BALL VALVES

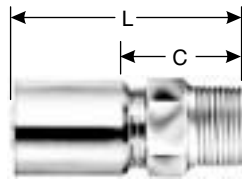
ASSEMBLY FABRICATION



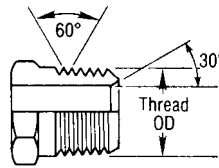
GL Couplings

Male Pipe (NPTF - 30° Cone Seat)

Special GL Dies Required.



H1

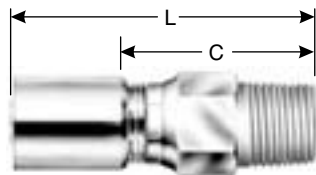


Part No.	Descr.	Prod. No.	⊖		🌀	H1	H2	L		C		Std. Pack
			"	mm		"	"	"	mm	"	mm	
STANDARD PACK												
G43100-1212	12GL-12MP	7348-00015	3/4	19.0	3/4-14	1 3/4	—	3.46	88.0	1.46	37.0	1
G43100-1216	12GL-16MP	7348-00025	3/4	19.0	1-11 1/2	1 3/8	—	1.77	92.5	1.64	41.6	1
G43100-1616	16GL-16MP	7348-00035	1	25.4	1-11 1/2	1 3/8	—	4.11	104.5	1.88	47.7	1
G43100-2020	20GL-20MP	7348-00045	1 1/4	31.8	1 1/4-11 1/2	1 3/4	—	2.13	112.0	2.09	53.0	1
G43100-2424	24GL-24MP	7348-00055	1 1/2	38.1	1 1/2-11 1/2	2	—	4.83	122.7	2.19	55.7	1
G43100-3232	32GL-32MP	7348-00065	2	50.8	2-11 1/2	2 1/2	—	5.39	137.0	2.33	59.2	1
BULK PACK												
G43100-1212X	12GL-12MPXBULK	7348-0001	3/4	19.0	3/4-14	1 3/4	—	3.46	88.0	1.46	37.0	50
G43100-1616X	16GL-16MPXBULK	7348-0003	1	25.4	1-11 1/2	1 3/8	—	4.11	104.5	1.88	47.7	40
G43100-2020X	20GL-20MPXBULK	7348-0004	1 1/4	31.8	1 1/4-11 1/2	1 3/4	—	2.13	112.0	2.09	53.0	20
G43100-2424X	24GL-24MPXBULK	7348-0005	1 1/2	38.1	1 1/2-11 1/2	2	—	4.83	122.7	2.19	55.7	25
G43100-3232X	32GL-32MPXBULK	7348-0006	2	50.8	2-11 1/2	2 1/2	—	5.39	137.0	2.33	59.2	12

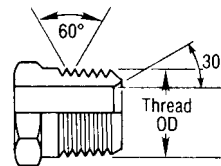
Male Pipe Swivel (NPTF - Without 30° Cone Seat)

NOT TO BE USED AS A LIVE SWIVEL.

Special GL Dies Required.



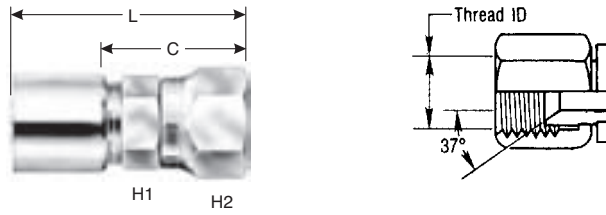
H2



Part No.	Descr.	Prod. No.	⊖		🌀	H1	H2	L		C		Std. Pack
			"	mm		"	"	"	mm	"	mm	
STANDARD PACK												
G43105-1212	12GL-12MPX	7348-00105	3/4	19.0	3/4-14	—	1 5/16	4.02	102.0	2.01	51.0	1
G43105-1616	16GL-16MPX	7348-00115	1	25.4	1-11 1/2	—	1 5/8	4.73	120.2	2.50	63.4	1
BULK PACK												
G43105-1212X	12GL-12MPX XBULK	7348-0010	3/4	19.0	3/4-14	—	1 5/16	4.02	102.0	2.01	51.0	50
G43105-1616X	16GL-16MPX XBULK	7348-0011	1	25.4	1-11 1/2	—	1 5/8	4.73	120.2	2.50	63.4	25

Female JIC 37° Flare Swivel

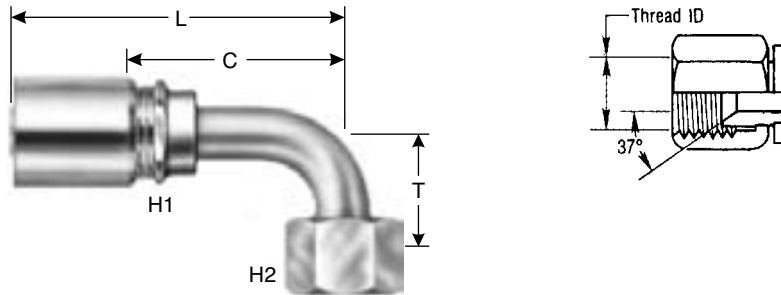
Special GL Dies Required.



Part No.	Descr.	Prod. No.	⊖		🌀	H1	H2	L		C		Std. Pack
			"	mm				"	mm	"	mm	
STANDARD PACK												
G43170-1212	12GL-12FJX	7348-00205	3/4	19.0	1 1/16-12	1 1/16	1 1/4	3.68	93.5	1.67	42.5	1
G43170-1214	12GL-14FJX	7348-00215	3/4	19.0	1 3/16-12	1 1/8	1 3/8	3.65	92.7	1.64	41.6	1
G43170-1216	12GL-16FJX	7348-00225	3/4	19.0	1 5/16-12	1 1/4	1 1/2	3.78	96.0	1.77	45.0	1
G43170-1616	16GL-16FJX	7348-00235	1	25.4	1 5/16-12	1 3/8	1 1/2	4.17	106.0	1.94	49.2	1
G43170-2020	20GL-20FJX	7348-00245	1 1/4	31.8	1 5/8-12	1 3/4	2	4.58	116.4	2.26	57.4	1
G43170-2424	24GL-24FJX	7348-00255	1 1/2	38.1	1 7/8-12	2	2 1/4	5.19	131.7	2.55	64.7	1
G43170-3232	32GL-32FJX	7348-00265	2 1/2	63.5	3-12	2 1/2	3 1/2	5.98	152.0	2.92	73.9	1
G43170-4040	40GL-40FJX	7305-05475	2 1/2	63.5	2 1/2	3	3 1/2	5.36	136.4	2.91	73.9	1
BULK PACK												
G43170-1212X	12GL-12FJX XBULK	7348-0020	3/4	19.0	1 1/16-12	1 1/16	1 1/4	3.68	93.5	1.67	42.5	50
G43170-1616X	16GL-16FJX XBULK	7348-0023	1	25.4	1 5/16-12	1 3/8	1 1/2	4.17	106.0	1.94	49.2	25
G43170-2020X	20GL-20FJX XBULK	7348-0024	1 1/4	31.8	1 5/8-12	1 3/4	2	4.58	116.4	2.26	57.4	25
G43170-2424X	24GL-24FJX XBULK	7348-0025	1 1/2	38.1	1 7/8-12	2	2 1/4	5.19	131.7	2.55	64.7	15
G43170-3232X	32GL-32FJX XBULK	7348-0026	2	63.5	2 1/2-12	2 1/2	3 1/2	5.98	152.0	2.92	73.9	12

Female JIC 37° Flare Swivel - 90° Short Bent Tube

Special GL Dies Required.



Part No.	Descr.	Prod. No.	⊖		🌀	H1	H2	T		L		C		Std. Pack
			"	mm				"	mm	"	mm	"	mm	
STANDARD PACK														
G43179-1212	12GL-12FJX90S	7348-01385	3/4	19.0	1 1/16-12	1 1/16	1 1/4	1.89	48.0	4.61	117.0	2.60	66.0	1
G43179-1616	16GL-16FJX90S	7348-01485	1	25.4	1 5/16-12	1 3/8	1 1/2	2.20	56.0	5.12	130.0	2.88	73.2	1
BULK PACK														
G43179-1212X	12GL-12FJX90SXBULK	7348-0138	3/4	19.0	1 1/16-12	1 1/16	1 1/4	1.89	48.0	4.61	117.0	2.60	66.0	50
G43179-1616X	16GL-16FJX90SXBULK	7348-0148	1	25.4	1 5/16-12	1 3/8	1 1/2	2.20	56.0	5.12	130.0	2.88	73.2	30

- EQUIPMENT
- HOSE/CPLG. SELECTION
- GLOBALSPIRAL COUPLINGS
- PCM COUPLINGS
- PCS COUPLINGS
- PCM/PCS FERRULES
- MEGACRIMP COUPLINGS
- POWER CRIMP COUPLINGS
- FIELD ATTACHABLE G1 & G2 COUPLINGS
- LOW PRESSURE COUPLINGS
- GLX COUPLINGS
- POLARSEAL COUPLINGS
- POWER STEERING
- PCTS THERMO-PLASTIC COUPLINGS
- ADAPTERS
- ACCESSORIES
- QUICK DISCONNECT COUPLERS
- BALL VALVES
- ASSEMBLY FABRICATION



GL Couplings

EQUIPMENT

HOSE/CPLG. SELECTION

GLOBALSPIRAL COUPLINGS

PCM COUPLINGS

PCS COUPLINGS

PCM/PCS FERRULES

MEGACRIMP COUPLINGS

POWER CRIMP COUPLINGS

FIELD ATTACHABLE G1 & G2 COUPLINGS

LOW PRESSURE COUPLINGS

GLX COUPLINGS

POLARSEAL COUPLINGS

POWER STEERING

PCTS THERMO-PLASTIC COUPLINGS

ADAPTERS

ACCESSORIES

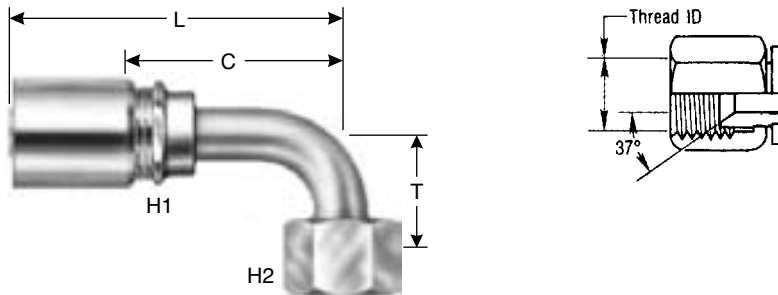
QUICK DISCONNECT COUPLERS

BALL VALVES

ASSEMBLY FABRICATION

Female JIC 37° Flare Swivel - 90° Medium Bent Tube

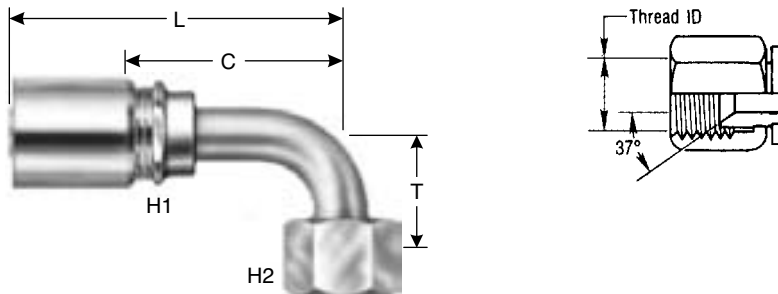
Special GL Dies Required.



Part No.	Descr.	Prod. No.	⊖		🌀	H1	H2	T		L		C		Std. Pack
			"	mm		"	"	"	mm	"	mm	"	mm	
STANDARD PACK														
G43180-2020	20GL-20FJX90M	7348-01525	1 1/4	31.8	1 5/8-12	1 3/4	2	3.07	78.0	6.24	158.4	3.91	99.4	1
G43180-2420	24GL-20FJX90M	7348-01585	1 1/2	38.1	1 5/8-12	1 3/4	2	3.07	78.0	6.24	158.4	3.91	99.4	1
G43183-2424	24GL-24FJX90-092	7348-01545	1 1/2	38.1	1 7/8-12	2	2 1/4	4.05	98.0	7.10	173.2	4.85	110.7	1

Female JIC 37° Flare Swivel - 90° Long Bent Tube

Special GL Dies Required.

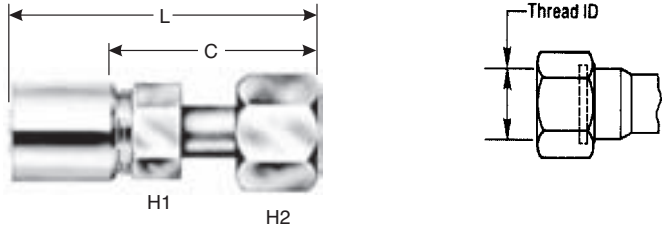


Part No.	Descr.	Prod. No.	⊖		🌀	H1	H2	T		L		C		Std. Pack
			"	mm		"	"	"	mm	"	mm	"	mm	
STANDARD PACK														
G43181-2420	24GL-20FJX90L	7348-01595	1 1/2	38.1	1 5/8-12	1 3/4	2	5.08	129.0	5.59	142.0	2.96	75.1	1



Female Flat-Face Swivel

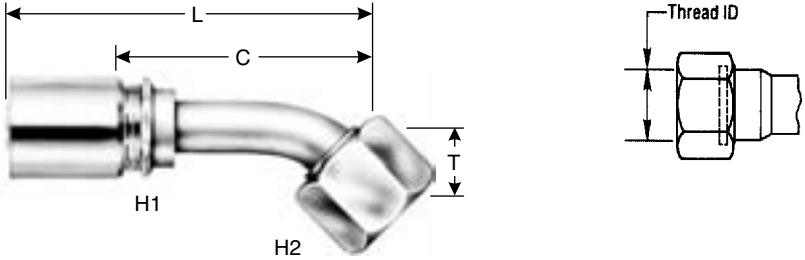
SAE J1453 O-Ring Face Seal.
Special GL Dies Required.



Part No.	Descr.	Prod. No.	⊖			H1	H2	L		C		Std. Pack
			"	mm				"	mm	"	mm	
STANDARD PACK												
G43230-1212	12GL-12FFORX	7348-00305	3/4	19.0	1 3/16-12	1 1/16	1 3/8	3.78	96.0	1.77	45.0	1
G43230-1616	16GL-16FFORX	7348-00355	1	25.4	1 7/16-12	1 3/8	1 5/8	4.46	113.4	2.22	56.5	1
G43230-2020	20GL-20FFORX	7348-00365	1 1/4	31.8	1 11/16-12	1 3/4	1 7/8	4.50	114.4	2.18	55.4	1

Female Flat-Face Swivel - 45° Short Bent Tube

SAE J1453 O-Ring Face Seal.
Special GL Dies Required.



Part No.	Descr.	Prod. No.	⊖			H1	H2	T	L		C		Std. Pack	
			"	mm					"	mm	"	mm		
STANDARD PACK														
G43234-1212	12GL-12FFORX45S	7348-00405	3/4	19.1	1 7/16-12	1 1/16	1 3/8	.83	21.0	4.67	118.5	2.66	67.5	1
G43234-1616	16GL-16FFORX45S	7348-00415	1	25.4	1 7/16-12	1 3/8	1 5/8	.94	24.0	5.08	129.1	2.85	72.3	1
G43234-2020	20GL-20FFORX45S	7348-00425	1 1/2	31.8	1 11/16-12	1 3/4	1 7/8	.98	25.0	5.81	147.6	3.49	88.6	1

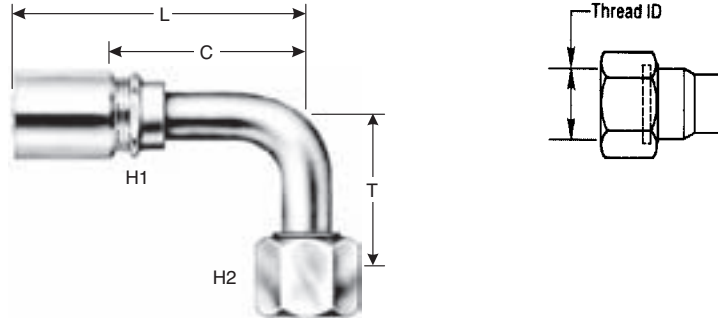
- EQUIPMENT
- HOSE/CPLG. SELECTION
- GLOBALSPIRAL COUPLINGS
- PCM COUPLINGS
- PCS COUPLINGS
- PCM/PCS FERRULES
- MEGACRIMP COUPLINGS
- POWER CRIMP COUPLINGS
- FIELD ATTACHABLE G1 & G2 COUPLINGS
- LOW PRESSURE COUPLINGS
- GLX COUPLINGS
- POLARSEAL COUPLINGS
- POWER STEERING
- PCTS THERMO-PLASTIC COUPLINGS
- ADAPTERS
- ACCESSORIES
- QUICK DISCONNECT COUPLERS
- BALL VALVES
- ASSEMBLY FABRICATION



GL Couplings

Female Flat-Face Swivel - 90° Short Bent Tube

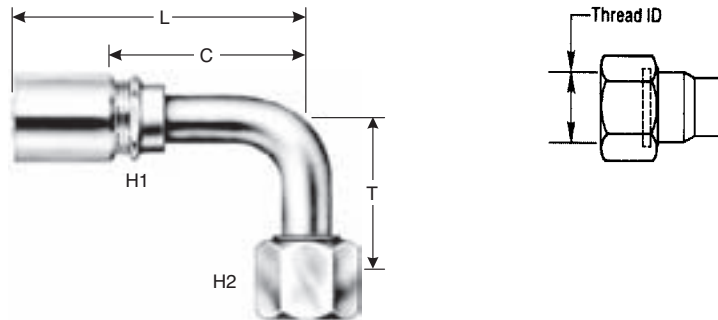
SAE J1453 O-Ring Face Seal.
Special GL Dies Required.



Part No.	Descr.	Prod. No.	Ø		W	H1	H2	T		L		C		Std. Pack
			"	mm				"	mm	"	mm	"	mm	
STANDARD PACK														
G43239-1212	12GL-12FFORX90S	7348-00455	3/4	19.1	1 3/16-12	1 1/16	1 3/8	1.89	48.0	4.28	108.8	2.28	57.8	1
G43239-1616	16GL-16FFORX90S	7348-00465	1	25.4	1 7/16-12	1 3/8	1 5/8	2.20	56.0	5.11	129.9	2.88	73.1	1
G43239-2020	20GL-20FFORX90S	7348-00475	1 1/4	31.8	1 11/16-12	1 3/4	1 7/8	2.52	64.0	5.51	140.0	3.19	81.0	1

Female Flat-Face Swivel - 90° Medium Bent Tube

SAE J1453 O-Ring Face Seal.
Special GL Dies Required.

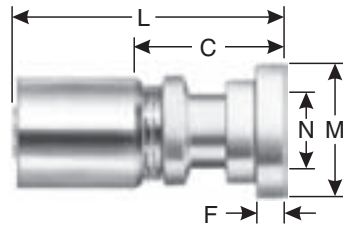


Part No.	Descr.	Prod. No.	Ø		W	H1	H2	T		L		C		Std. Pack
			"	mm				"	mm	"	mm	"	mm	
STANDARD PACK														
G43240-1212	12GL-12FFORX90M	7348-02155	3/4	19.1	1 3/16-12	1 1/16	1 1/4	1.89	48.0	4.61	117.0	2.60	66.0	1

- EQUIPMENT
- HOSE/CPLG. SELECTION
- GLOBALSPIRAL COUPLINGS
- PCM COUPLINGS
- PCS COUPLINGS
- PCM/PCS FERRULES
- MEGACRIMP COUPLINGS
- POWER CRIMP COUPLINGS
- FIELD ATTACHABLE G1 & G2 COUPLINGS
- LOW PRESSURE COUPLINGS
- GLX COUPLINGS
- POLARSEAL COUPLINGS
- POWER STEERING
- PCTS THERMO-PLASTIC COUPLINGS
- ADAPTERS
- ACCESSORIES
- QUICK DISCONNECT COUPLERS
- BALL VALVES
- ASSEMBLY FABRICATION

Code 61 O-Ring Flange

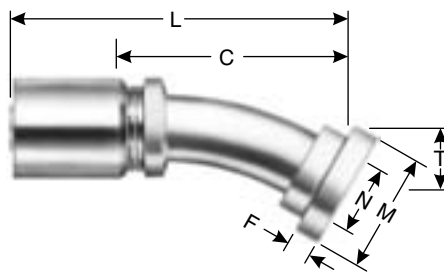
Special GL Dies Required.



Part No.	Descr.	Prod. No.	⊖		N	M		L		C		F		Std. Pack
			"	mm		"	"	mm	"	mm	"	mm	"	
STANDARD PACK														
G43300-1212	12GL-12FL	7348-00505	3/4	19.0	3/4	1.50	38.1	3.86	98.0	1.85	47.0	.27	6.7	1
G43300-1616	16GL-16FL	7348-00555	1	25.4	1	1.75	44.5	3.78	96.0	1.54	39.2	.32	8.0	1
G43300-2020	20GL-20FL	7348-00525	1 1/4	31.8	1 1/4	2.00	50.8	4.43	112.5	2.11	53.5	.32	8.0	1
G43300-2424	24GL-24FL	7348-00535	1 1/2	38.1	1 1/2	2.38	60.5	4.94	125.4	2.30	58.4	.32	8.0	1
G43300-3232	32GL-32FL	7348-00545	2	50.8	2	2.81	71.4	5.61	142.5	2.54	64.5	.38	9.5	1
G43300-4040	40GL-40FL	7305-05505	2 1/2	63.5	2 1/2	3.31	84.1	5.66	143.8	3.15	80.0	.38	9.5	1
G43300-4048	40GL-48FL	7305-05605	2 1/2	63.5	3	4.00	101.6	5.66	143.8	3.21	81.5	.38	9.5	1
G43300-4056	40GL-56FL	7305-05705	2 1/2	63.5	3 1/2	4.50	114.3	5.33	135.4	2.77	70.3	.44	11.2	1
G43300-4064	40GL-64FL	7305-05795	2 1/2	63.5	4	5.00	127.0	5.33	135.4	2.88	73.2	.44	11.2	1
G43300-4848	48GL-48FL	7305-05805	3	76.2	3	4.00	101.6	6.54	166.1	3.46	87.9	.32	8.0	1
G43300-5656	56GL-56FL	7305-06305	3 1/2	88.9	3 1/2	4.50	114.3	6.70	170.2	3.06	77.7	.32	8.0	1
G43300-6464	64GL-64FL	7305-06695	4	101.6	4	5.00	127.0	7.74	196.6	3.70	94.0	.44	11.2	1
BULK PACK														
G43300-2020X	20GL-20FLXBULK	7348-0052	1 1/4	31.8	1 1/4	2.00	50.8	4.43	112.5	2.11	53.5	.32	8.0	25
G43300-3232X	32GL-32FLXBULK	7348-0054	2	50.8	2	2.81	71.4	5.61	142.5	2.54	64.5	.38	9.5	12

Code 61 O-Ring Flange - 22° Bent Tube

Special GL Dies Required.



Part No.	Descr.	Prod. No.	⊖		N	M		T	L		C		F		Std. Pack	
			"	mm		"	"		mm	"	mm	"	mm	"		mm
STANDARD PACK																
G43302-2424	24GL-24FL22M-018	7348-00575	1/12	38.1	1/12	2.38	60.5	.71	18.0	6.39	162.3	3.76	95.4	.32	8.1	1
G43302-4040	40GL-40FL22	7305-05515	2 1/2	63.5	2 1/2	3.31	84.1	.63	16.0	6.81	173.0	4.36	110.7	.38	9.5	1
G43302-4048	40GL-48FL22	7305-05615	2 1/2	63.5	3	4.00	101.6	.67	17.0	6.86	174.2	4.41	112.0	.38	9.5	1

EQUIPMENT

HOSE/CPLG. SELECTION

GLOBALSPIRAL COUPLINGS

PCM COUPLINGS

PCS COUPLINGS

PCM/PCS FERRULES

MEGACRIMP COUPLINGS

POWER CRIMP COUPLINGS

FIELD ATTACHABLE G1 & G2 COUPLINGS

LOW PRESSURE COUPLINGS

GLX COUPLINGS

POLARSEAL COUPLINGS

POWER STEERING

PCTS THERMO-PLASTIC COUPLINGS

ADAPTERS

ACCESSORIES

QUICK DISCONNECT COUPLERS

BALL VALVES

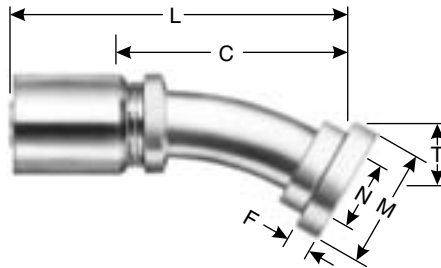
ASSEMBLY FABRICATION



GL Couplings

Code 61 O-Ring Flange - 30° Medium Bent Tube

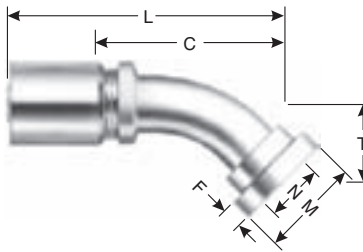
Special GL Dies Required.



Part No.	Descr.	Prod. No.	⊖		N	M		T		L		C		F		Std. Pack
			"	mm		"	"	mm	"	mm	"	mm	"	mm	"	
STANDARD PACK																
G43304-1212	12GL-12FL30M	7348-00605	3/4	19.1	3/4	1.50	38.1	.63	16.0	4.51	114.6	2.50	63.5	.27	6.9	1
G43304-1616	16GL-16FL30M	7348-00615	1	25.4	1	1.75	44.5	.75	19.0	4.92	125.0	2.69	68.3	.32	8.1	1
G43304-2020	20GL-20FL30M	7348-00625	1 1/4	31.8	1 1/4	2.00	50.8	.87	22.0	5.37	136.4	3.05	77.5	.32	8.1	1
G43304-2424	24GL-24FL30M	7348-00635	1 1/2	38.1	1 1/2	2.38	60.5	1.18	30.0	6.86	174.2	4.22	107.3	.32	8.1	1
G43304-3232	32GL-32FL30M	7348-00645	2	50.8	2	2.81	71.4	1.26	32.0	7.78	197.6	4.72	119.8	.38	9.5	1
G43304-4040	40GL-40FL30	7305-05525	2 1/2	63.5	2 1/2	3.31	84.1	1.08	27.4	7.30	185.4	4.85	123.2	.38	9.5	1
G43304-4048	40GL-48FL30	7305-05625	2 1/2	63.5	3	4.00	101.6	1.08	27.4	7.36	186.9	4.91	124.7	.38	9.5	1
G43304-4848	48GL-48FL30	7305-05825	3	76.2	3	4.00	101.6	1.12	28.4	8.23	209.0	5.15	130.8	.38	9.5	1
BULK PACK																
G43304-3232X	32GL-32FL30MXBULK	7348-0064	2	50.8	2	2.81	71.4	1.26	32.0	7.78	197.6	4.72	119.8	.38	9.5	9

Code 61 O-Ring Flange - 45° Short Bent Tube

Special GL Dies Required.



Part No.	Descr.	Prod. No.	⊖		N	M		T		L		C		F		Std. Pack
			"	mm		"	"	mm	"	mm	"	mm	"	mm		
STANDARD PACK																
G43306-1616	16GL-16FL45S	7348-00715	1	25.4	1	1.75	44.5	1.10	28.0	5.11	129.8	2.87	72.9	.32	8.1	1
G43306-2020	20GL-20FL45S	7348-00725	1 1/4	31.8	1 1/4	2.00	50.8	1.26	32.0	5.59	142.0	3.29	83.6	.32	8.1	1
G43306-2424	24GL-24FL45S	7348-00735	1 1/2	38.1	1 1/2	2.38	60.5	1.50	38.0	6.62	168.2	3.99	101.3	.32	8.1	1
G43306-3232	32GL-32FL45S	7348-00745	2	50.8	2	2.81	71.4	2.05	52.0	8.07	204.9	5.00	127.1	.38	9.5	1
G43307-4040	40GL-40FL45	7305-05535	2 1/2	63.5	2 1/2	3.31	84.1	1.72	43.7	7.72	196.1	5.27	133.8	.38	9.5	1
G43307-4048	40GL-48FL45	7305-05635	2 1/2	63.5	3	4.00	101.6	1.76	44.7	7.76	197.1	5.31	134.9	.38	9.5	1
G43307-4848	48GL-48FL45	7305-05835	3	76.2	3	4.00	101.6	2.03	51.6	9.18	233.2	6.10	154.9	.38	9.5	1
G43307-4856	48GL-56FL45	7305-05895	3	76.2	3 1/2	4.50	114.3	2.03	51.6	12.38	314.4	9.30	236.2	.44	11.2	1
G43307-5656	56GL-56FL45	7305-06335	3 1/2	88.9	3 1/2	4.50	114.3	2.13	54.1	9.66	245.4	6.02	152.9	.44	11.2	1
G43307-5664	56GL-64FL45	7305-06385	3 1/2	88.9	4	5.00	127.0	2.13	54.1	9.66	245.4	6.02	152.9	.44	11.2	1
G43307-6565	64GL-64FL45	7305-06725	4	101.6	4	5.00	127.0	3.61	91.7	12.70	322.3	8.66	153.0	.44	11.2	1

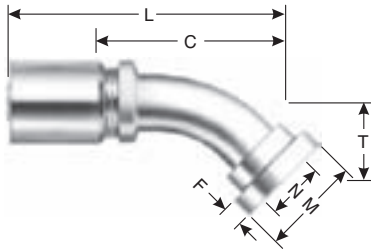


Code 61 O-Ring Flange - 45° Short Bent Tube - Cont'd

Part No.	Descr.	Prod. No.	⊖		N		M		T		L		C		F		Std. Pack
			"	mm	"	"	mm	"	mm	"	mm	"	mm	"	mm		
BULK PACK																	
G43306-3232X	32GL-32FL45SX BULK	7348-0074	2	38.1	2	2.81	71.4	2.05	52.0	8.07	204.9	5.00	127.1	.38	9.5	5	

Code 61 O-Ring Flange - 45° Medium Bent Tube

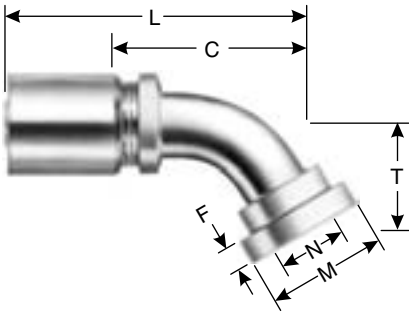
Special GL Dies Required.



Part No.	Descr.	Prod. No.	⊖		N		M		T		L		C		F		Std. Pack
			"	mm	"	"	mm	"	mm	"	mm	"	mm	"	mm		
STANDARD PACK																	
G43307-1212	12GL-12FL45M	7348-00705	3/4	19.1	3/4	1.50	38.1	1.02	26.0	4.67	118.6	2.66	67.6	.27	8.0	1	

Code 61 O-Ring Flange - 60° Short Bent Tube

Special GL Dies Required.



Part No.	Descr.	Prod. No.	⊖		N		M		T		L		C		F		Std. Pack
			"	mm	"	"	mm	"	mm	"	mm	"	mm	"	mm		
STANDARD PACK																	
G43308-2020	20GL-20FL60S	7348-00825	1 1/4	31.8	1 1/4	2.00	50.8	1.77	45.0	5.67	144.0	3.35	85.1	.32	8.1	1	
G43308-2424	24GL-24FL60S	7348-00835	1 1/2	38.1	1 1/2	2.38	60.5	2.09	53.0	6.63	168.4	3.99	101.4	.32	8.1	1	
G43308-3232	32GL-32FL60S	7348-00845	2	50.8	2	2.81	71.4	2.95	75.0	8.59	218.1	5.52	140.3	.38	9.5	1	

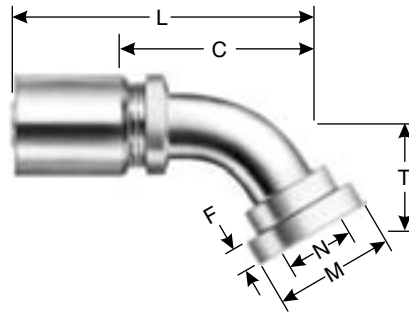
- EQUIPMENT
- HOSE/CPLG. SELECTION
- GLOBAL SPIRAL COUPLINGS
- PCM COUPLINGS
- PCS COUPLINGS
- PCM/PCS FERRULES
- MEGACRIMP COUPLINGS
- POWER CRIMP COUPLINGS
- FIELD ATTACHABLE G1 & G2 COUPLINGS
- LOW PRESSURE COUPLINGS
- GLX COUPLINGS
- POLARSEAL COUPLINGS
- POWER STEERING
- PCTS THERMO-PLASTIC COUPLINGS
- ADAPTERS
- ACCESSORIES
- QUICK DISCONNECT COUPLERS
- BALL VALVES
- ASSEMBLY FABRICATION



GL Couplings

Code 61 O-Ring Flange - 60° Medium Bent Tube

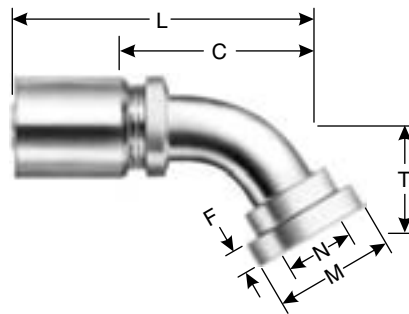
Special GL Dies Required.



Part No.	Descr.	Prod. No.	⊖		N		M		T		L		C		F		Std. Pack
			"	mm	"	"	mm	"	mm	"	mm	"	mm	"	mm		
STANDARD PACK																	
G43309-1212	12GL-12FL60M	7348-00805	3/4	19.1	3/4	1.50	38.1	1.46	37.0	4.61	117.1	2.60	66.0	.27	8.0	1	
G43309-1616	16GL-16FL60M	7348-00815	1	25.4	1	1.75	44.5	1.73	44.0	5.14	130.6	2.90	73.7	.32	8.1	1	
G43309-4040	40GL-40FL60	7305-05545	2 1/2	63.5	2 1/2	3.31	84.1	2.63	66.8	8.13	206.5	5.68	144.3	.38	9.5	1	
G43309-4848	48GL-48FL60	7305-05845	3	76.2	3	4.00	101.6	3.11	79.0	9.66	245.4	6.58	167.1	.38	9.5	1	

Code 61 O-Ring Flange - 67½° Short Bent Tube

Special GL Dies Required.



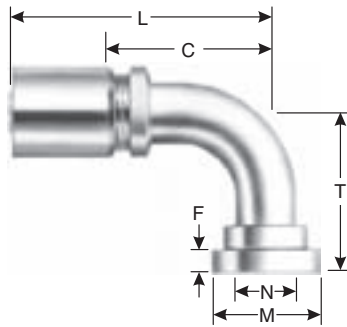
Part No.	Descr.	Prod. No.	⊖		N		M		T		L		C		F		Std. Pack
			"	mm	"	"	mm	"	mm	"	mm	"	mm	"	mm		
STANDARD PACK																	
G43311-3232	32GL-32FL67S	7348-00875	2	50.8	2	2.81	71.4	3.35	85.0	8.56	217.3	5.49	139.5	.38	9.5	1	
G43311-4040	40GL-40FL67	7305-05555	2 1/2	63.5	2 1/2	3.31	84.1	3.13	79.5	8.22	208.8	5.77	146.6	.38	9.5	1	
G43311-4848	48GL-48FL67	7305-05905	3	76.2	3	4.00	101.6	3.87	98.3	9.50	241.3	6.42	163.1	.38	9.5	1	
G43311-6464	64GL-64FL67	7305-06635	4	101.6	4	5.00	127.0	6.90	175.3	14.20	360.7	10.17	258.3	.44	11.2	1	

- EQUIPMENT
- HOSE/CPLG. SELECTION
- GLOBALSPIRAL COUPLINGS
- PCM COUPLINGS
- PCS COUPLINGS
- PCM/PCS FERRULES
- MEGACRIMP COUPLINGS
- POWER CRIMP COUPLINGS
- FIELD ATTACHABLE G1 & G2 COUPLINGS
- LOW PRESSURE COUPLINGS
- GLX COUPLINGS
- POLARSEAL COUPLINGS
- POWER STEERING
- PCTS THERMO-PLASTIC COUPLINGS
- ADAPTERS
- ACCESSORIES
- QUICK DISCONNECT COUPLERS
- BALL VALVES
- ASSEMBLY FABRICATION



Code 61 O-Ring Flange - 90° Short Bent Tube

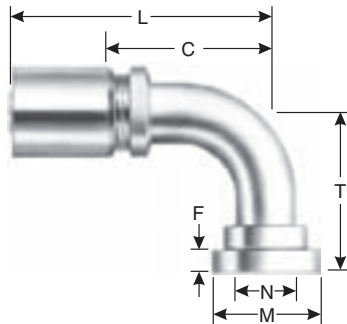
Special GL Dies Required.



Part No.	Descr.	Prod. No.	⊖		N	M		T		L		C		F		Std. Pack
			"	mm		"	"	mm	"	mm	"	mm	"	mm	"	
STANDARD PACK																
G43314-1216	12GL-16FL90S	7348-00915	3/4	19.0	1	1.75	44.5	2.40	61.0	4.40	111.7	2.39	60.7	.32	8.1	1
G43314-1616	16GL-16FL90S	7348-00925	1	25.4	1	1.75	44.5	2.40	61.0	5.04	128.1	2.81	71.3	.32	8.1	1
G43314-1620	16GL-20FL90S	7348-00935	1	25.4	1 1/4	2.00	50.8	2.68	68.0	5.04	128.1	2.81	71.3	.32	8.1	1
G43314-2020	20GL-20FL90S	7348-00945	1 1/4	31.8	1 1/4	2.00	50.8	2.68	68.0	5.41	137.5	3.09	78.5	.32	8.1	1
G43314-2024	20GL-24FL90-068	7348-00955	1 1/4	31.8	1 1/2	2.38	60.5	2.68	68.0	5.41	137.5	3.09	78.5	.32	8.1	1
G43314-2424	24GL-24FL90S	7348-00965	1 1/2	38.1	1 1/2	2.38	60.5	3.12	79.2	6.26	159.0	3.62	91.9	.32	8.1	1
G43314-3232	32GL-32FL90S	7348-00975	2	50.8	2	2.81	71.4	4.50	114.3	8.73	221.7	5.20	132.1	.38	9.5	1
BULK PACK																
G43314-1616X	16GL-16FL90SXBULK	7348-0092	1	25.4	1	1.75	44.5	2.40	61.0	5.04	128.1	2.81	71.3	.32	8.1	25
G43314-2020X	20GL-20FL90SXBULK	7348-0094	1 1/4	31.8	1 1/4	2.00	50.8	2.68	68.0	5.41	137.5	3.09	78.5	.32	8.1	15
G43314-3232X	32GL-32FL90SXBULK	7348-0097	2	50.8	2	2.81	71.4	4.50	114.3	8.73	221.7	5.20	132.1	.38	9.5	5

Code 61 O-Ring Flange - 90° Medium Bent Tube

Special GL Dies Required.



Part No.	Descr.	Prod. No.	⊖		N	M		T		L		C		F		Std. Pack
			"	mm		"	"	mm	"	mm	"	mm	"	mm		
STANDARD PACK																
G43315-1212	12GL-12FL90M	7348-00905	3/4	19.0	3/4	1.50	38.1	2.28	58.0	4.40	111.7	2.39	60.7	.27	6.9	1
G43315-4040	40GL-40FL90	7305-05565	2 1/2	63.5	2 1/2	3.31	84.1	4.62	117.3	8.06	204.7	5.61	142.5	.38	9.5	1
G43315-4048	40GL-48FL90	7305-05665	2 1/2	63.5	3	4.00	101.6	4.62	117.3	8.12	206.2	5.67	144.0	.38	9.5	1
G43315-4056	40GL-56FL90	7305-05765	2 1/2	63.5	3 1/2	4.50	114.3	4.62	117.3	8.25	209.6	5.80	147.3	.38	11.2	1
G43315-4848	48GL-48FL90	7305-05855	3	76.2	3	4.00	101.6	5.50	139.7	9.70	246.4	6.62	168.1	.38	9.5	1
G43315-5656	56GL-56FL90	7305-06365	3 1/2	88.9	3 1/2	4.50	114.3	5.63	143.0	10.17	258.3	6.53	165.9	.38	11.2	1
G43315-5664	56GL-64FL90	7305-06395	3 1/2	88.9	4	5.00	127.0	6.90	175.3	10.09	256.3	6.45	163.8	.38	11.2	1

EQUIPMENT

HOSE/CPLG. SELECTION

GLOBALSPIRAL COUPLINGS

PCM COUPLINGS

PCS COUPLINGS

PCM/PCS FERRULES

MEGACRIMP COUPLINGS

POWER CRIMP COUPLINGS

FIELD ATTACHABLE G1 & G2 COUPLINGS

LOW PRESSURE COUPLINGS

GLX COUPLINGS

POLARSEAL COUPLINGS

POWER STEERING

PCTS THERMO-PLASTIC COUPLINGS

ADAPTERS

ACCESSORIES

QUICK DISCONNECT COUPLERS

BALL VALVES

ASSEMBLY FABRICATION



GL Couplings

Code 61 O-Ring Flange - 90° Medium Bent Tube - Cont'd


Part No.	Descr.	Prod. No.	⊖		N	M		T		L		C		F		Std. Pack
			"	mm		"	mm	"	mm	"	mm	"	mm	"	mm	
G43315-6464	64GL-64FL90	7305-06645	4	101.6	4	5.00	127.0	7.38	187.4	12.61	320.3	8.58	217.9	.38	11.2	1

EQUIPMENT
HOSE/CPLG. SELECTION
GLOBALSPIRAL COUPLINGS
PCM COUPLINGS
PCS COUPLINGS
PCM/PCS FERRULES
MEGACRIMP COUPLINGS
POWER CRIMP COUPLINGS
FIELD ATTACHABLE G1 & G2 COUPLINGS
LOW PRESSURE COUPLINGS
GLX COUPLINGS
POLARSEAL COUPLINGS
POWER STEERING
PCTS THERMO-PLASTIC COUPLINGS
ADAPTERS
ACCESSORIES
QUICK DISCONNECT COUPLERS
BALL VALVES
ASSEMBLY FABRICATION




GLX® - Male Pipe (NPTF 30° Cone Seat)



Part No.	Descr.	Prod. No.	Size "		Stem Hex	Nut Hex	Overall Length		Cut Off Length		Wt (Lbs.)	Std. Pack
					"	"	"	mm	"	mm		
STANDARD PACK												
G44100-0402	4GLX-2MP	7107-00105	1/4	1/8-27	1/2	—	2.01	51.1	.98	24.9	.95	999
G44100-0404	4GLX-4MP	7107-00115	1/4	1/4-18	9/16	—	2.17	55.1	1.14	29.0	.11	1
G44100-0604	6GLX-4MP	7107-00135	3/8	1/4-18	11/16	—	2.32	58.9	1.22	31.0	.15	3
G44100-0606	6GLX-6MP	7107-00145	3/8	3/8-18	11/16	—	2.32	58.9	1.22	31.0	.165	1
G44100-0806	8GLX-6MP	7107-00165	1/2	3/8-18	13/16	—	2.72	69.1	1.24	31.5	.25	999
G44100-0808	8GLX-8MP	7107-00175	1/2	1/2-14	7/8	—	2.78	70.6	1.40	35.6	.3	1
G44100-0812	8GLX-12MP	7107-00785	1/2	3/4-14	13/16	—	3.46	87.8	1.45	36.9	.15	3
G44100-1008	10GLX-8MP	7107-00195	5/8	1/2-14	15/16	—	2.40	61.0	1.55	39.3	.22	1
G44100-1208	12GLX-8MP	7107-00215	3/4	1/2-14	1 1/16	—	3.46	87.9	1.46	37.1	.448	999
G44100-1212	12GLX-12MP	7107-00225	3/4	3/4-14	1 1/16	—	3.46	87.9	1.46	37.1	.45	1
G44100-1616	16GLX-16MP	7107-00255	1	1-11 1/2	1 3/8	—	4.11	104.4	1.88	47.8	.8	1
G44100-2020	20GLX-20MP	7107-00265	1 1/4	1 1/4-11 1/2	1 3/4	—	4.41	112.0	2.09	53.0	1.2	1


GLX® - FP Female NPTF Swivel



Part No.	Descr.	Prod. No.	Size "		Stem Hex	Nut Hex	Overall Length		Cut Off Length		Wt (Lbs.)	Std. Pack
					"	"	"	mm	"	mm		
STANDARD PACK												
G44110-0404	4GLX-4FP	7107-00415	1/4	1/4-18	11/16	—	1.99	50.5	.96	24.4	.114	999
G44110-0604	6GLX-4FP	7107-00425	3/8	1/4-18	11/16	—	2.07	52.6	.97	24.6	.16	1
G44110-0606	6GLX-6FP	7107-00435	3/8	3/8-18	13/16	—	2.07	52.6	.97	24.6	.18	999
G44110-0806	8GLX-6FP	7107-00445	1/2	3/8-18	13/16	—	2.48	63.0	1.00	25.4	.25	999
G44110-0808	8GLX-8FP	7107-00455	1/2	1/2-14	1	—	2.64	67.1	1.16	29.5	.28	999
G44110-1212	12GLX-12FL	7107-00465	3/4	3/4-14	1 1/4	—	3.23	82.0	1.22	31.0	.48	999
G44110-1616	16GLX-16FP	7107-00475	1	1-11 1/2	1 1/2	—	3.86	98.0	1.62	41.1	.76	999

GLX® - FPX Female NPSM Swivel



Part No.	Descr.	Prod. No.	Size "		Stem Hex	Nut Hex	Overall Length		Cut Off Length		Wt (Lbs.)	Std. Pack
					"	"	"	mm	"	mm		
STANDARD PACK												
G44111-0404	4GLX-4FPX	7107-00345	1/4	1/4-18	1/2	11/16	2.24	56.9	1.22	31.0	.123	999
G44111-0406	6GLX-4FPX	7107-00355	3/8	1/4-18	5/8	11/16	2.40	61.0	1.30	33.0	.18	200

EQUIPMENT

HOSE/CPLG.
SELECTIONGLOBALSPIRAL
COUPLINGSPCM
COUPLINGSPCS
COUPLINGSPCM/PCS
FERRULESMEGACRIMP
COUPLINGSPOWER
CRIMP
COUPLINGSFIELD
ATTACHABLE
G1 & G2
COUPLINGSLOW
PRESSURE
COUPLINGSGLX
COUPLINGSPOLARSEAL
COUPLINGSPOWER
STEERINGPCTS
THERMO-
PLASTIC
COUPLINGS

ADAPTERS

ACCESSORIES

QUICK
DISCONNECT
COUPLERS

BALL VALVES

ASSEMBLY
FABRICATION



EQUIPMENT
HOSE/CPLG. SELECTION
GLOBALSPIRAL COUPLINGS
PCM COUPLINGS
PCS COUPLINGS
PCM/PCS FERRULES
MEGACRIMP COUPLINGS
POWER CRIMP COUPLINGS
FIELD ATTACHABLE G1 & G2 COUPLINGS
LOW PRESSURE COUPLINGS
GLX COUPLINGS
POLARSEAL COUPLINGS
POWER STEERING
PCTS THERMO-PLASTIC COUPLINGS
ADAPTERS
ACCESSORIES
QUICK DISCONNECT COUPLERS
BALL VALVES
ASSEMBLY FABRICATION

GLX® - FPX Female NPSM Swivel - Cont'd

Part No.	Descr.	Prod. No.	Size		Stem Hex	Nut Hex	Overall Length		Cut Off Length		Wt (Lbs.)	Std. Pack
			"		"	"	mm	"	mm			
G44111-0606	6GLX-6FPX	7107-00365	3/8		5/8	7/8	2.49	63.2	1.39	35.3	.21	999
G44111-0806	8GLX-6FPX	7107-00375	1/2		13/16	7/8	2.85	72.4	1.38	35.1	.30	999
G44111-0808	8GLX-8FPX	7107-00385	1/2		13/16	1	2.89	73.4	1.41	35.8	.32	999
G44111-1212	12GLX-12FPX	7107-00395	3/4		1 1/16	1 1/4	3.72	94.5	1.71	43.4	.57	999
G44111-1616	16GLX-16FPX	7107-00405	1		1 3/8	1 1/2	4.11	104.4	1.87	47.5	.98	999

GLX® - FSX 45° SAE Female Swivel



Part No.	Descr.	Prod. No.	Size		Stem Hex	Nut Hex	Overall Length		Cut Off Length		Wt (Lbs.)	Std. Pack
			"		"	"	mm	"	mm			
STANDARD PACK												
G44200-0404	4GLX-4FSX	7107-00485	1/4		1/2	—	2.24	56.9	1.22	31.0	.13	1
G44200-0606	6GLX-6FSX	7107-00495	3/8		5/8	—	2.44	62.0	1.35	34.3	.17	1
G44200-0808	8GLX-8FSX	7107-00505	1/2		13/16	—	2.82	71.6	1.34	34.0	.24	1
G44200-1212	12GLX-12FSX	7107-00515	3/4		1 1/16-14	1 1/16	3.68	93.5	1.67	42.4	.51	999

GLX® - Female JIC 37° Flare Swivel



Part No.	Descr.	Prod. No.	Size		Stem Hex	Nut Hex	Overall Length		Cut Off Length		Wt (Lbs.)	Std. Pack
			"		"	"	mm	"	mm			
STANDARD PACK												
G44170-0404	4GLX-4FJX	7107-00275	1/4		1/2	9/16	2.10	53.3	1.08	27.4	.11	1
G44170-0606	6GLX-6FJX	7107-00285	3/8		5/8	3/4	2.31	58.7	1.19	30.2	.165	1
G44170-0808	8GLX-8FJX	7107-00295	1/2		13/16	7/8	2.82	71.6	1.34	34.0	.3	1
G44170-1010	10GLX-10FJX	7107-00305	5/8		—	1 1/16	2.27	57.7	1.42	36.0	.24	1
G44170-1212	12GLX-12FJX	7107-00315	3/4		1 1/16-12	1 1/4	3.68	93.5	1.67	42.4	.5	1
G44170-1616	16GLX-16FJX	7107-00325	1		1 5/16-1/2	1 3/8	4.17	105.9	1.94	49.3	1.08	1
G44170-2020	20GLX-20FJX	7107-00335	1 1/4		1 5/8-12	2	4.58	116.4	2.26	57.4	1.32	1


GLX® - MPX Male NPTF Swivel



Part No.	Descr.	Prod. No.	Size		Stem Hex	Nut Hex	Overall Length		Cut Off Length		Wt (Lbs.)	Std. Pack
			"		"	"	mm	"	mm			
STANDARD PACK												
G44105-0404	4GLX-4MPX	7107-00565	1/4		1/2	11/16	2.61	66.3	1.58	40.1	.15	1




GLX® - MPX Male NPTF Swivel - Cont'd

Part No.	Descr.	Prod. No.	Size		Stem Hex	Nut Hex	Overall Length		Cut Off Length		Wt (Lbs.)	Std. Pack
			"		"	"	mm	"	mm			
G44105-0606	6GLX-6MPX	7107-00575	3/8	3/8-18	5/8	7/8	2.81	71.4	1.72	43.7	.25	1
G44105-0808	8GLX-8MPX	7107-00585	1/2	1/2-14	13/16	1	3.42	86.9	1.95	49.5	.365	1
G44105-1212	12GLX-12MPX	7107-00595	3/4	3/4-14	1 1/16	1 5/16	4.02	102.0	2.01	51.1	1	1
G44105-1616	16GLX-16MPX	7107-00605	1	1-11 1/2	1 3/8	1 5/8	4.73	120.1	2.50	63.5	.98	1
G44105-2020	20GLX-20MPX	7107-00615	1 1/4	1 1/4-11 1/2	1 7/8	2	5.30	134.6	2.98	75.7	1.83	999

GLX® - MS 45° SAE Male Solid



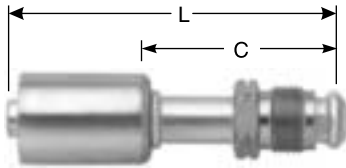
Part No.	Descr.	Prod. No.	Size		Stem Hex	Nut Hex	Overall Length		Cut Off Length		Wt (Lbs.)	Std. Pack
			"		"	"	mm	"	mm			
STANDARD PACK												
G44195-0404	4GLX-4MS	7107-00525	1/4	7/16-20	1/2	—	2.11	53.6	1.08	27.4	.09	1
G44195-0606	6GLX-6MS	7107-00535	3/8	5/8-18	5/8	—	2.38	60.5	1.28	32.5	.16	1
G44195-0808	8GLX-8MS	7107-00545	1/2	3/4-16	13/16	—	2.89	73.4	1.42	36.1	.27	1
G44195-1212	12GLX-12MS	7107-00555	3/4	1 1/16-14	1 1/16	—	3.78	96.0	1.77	45.0	.54	999

- EQUIPMENT
- HOSE/CPLG. SELECTION
- GLOBALSPIRAL COUPLINGS
- PCM COUPLINGS
- PCS COUPLINGS
- PCM/PCS FERRULES
- MEGACRIMP COUPLINGS
- POWER CRIMP COUPLINGS
- FIELD ATTACHABLE G1 & G2 COUPLINGS
- LOW PRESSURE COUPLINGS
- GLX COUPLINGS**
- POLARSEAL COUPLINGS
- POWER STEERING
- PCTS THERMO-PLASTIC COUPLINGS
- ADAPTERS
- ACCESSORIES
- QUICK DISCONNECT COUPLERS
- BALL VALVES
- ASSEMBLY FABRICATION



Male SAE 45° Flare - Aluminum


Features Advantages: OEM quality couplings in 64 configurations.



Part No.	Descr.	Prod. No.	⊖		L	C	Std. Pack	
			"		"	"		
STANDARD PACK								
G45195-0606	6ACA-6MS	7332-00015	5/16	5/8-18	3.38	2.13	1	
G45195-0808	8ACA-8MS	7332-00025	13/32	3/4-16	3.50	2.25	1	
G45195-1010	10ACA-10MS	7332-00035	1/2	7/8-14	3.81	2.56	1	
G45195-1212	12ACA-12MS	7332-00045	5/8	1 1/16-14	4.00	2.75	1	

Male SAE 45° Flare - 45° Bent Tube - Aluminum

Features Advantages: OEM quality couplings in 64 configurations.



Part No.	Descr.	Prod. No.	⊖		T	L	C	Std. Pack
			"		"	"	"	
STANDARD PACK								
G45196-0606	6ACA-6MS45	7332-00055	5/16	5/8-18	.94	3.25	2.00	1
G45196-0808	8ACA-8MS45	7332-00065	13/32	3/4-16	1.06	3.50	2.25	1
G45196-1010	10ACA-10MS45	7332-00075	1/2	7/8-14	1.12	3.87	2.62	1
G45196-1212	12ACA-12MS45	7332-00085	5/8	1 1/16-14	1.25	4.25	3.00	1

EQUIPMENT

HOSE/CPLG. SELECTION

GLOBALSPIRAL COUPLINGS

PCM COUPLINGS

PCS COUPLINGS

PCM/PCS FERRULES

MEGACRIMP COUPLINGS

POWER CRIMP COUPLINGS

FIELD ATTACHABLE G1 & G2 COUPLINGS

LOW PRESSURE COUPLINGS

GLX COUPLINGS

POLARSEAL COUPLINGS

POWER STEERING

PCTS THERMO-PLASTIC COUPLINGS

ADAPTERS

ACCESSORIES

QUICK DISCONNECT COUPLERS

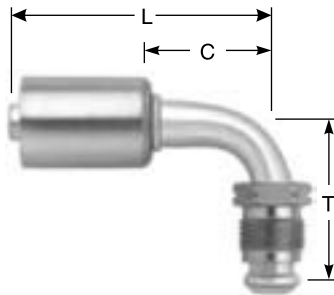
BALL VALVES

ASSEMBLY FABRICATION



Male SAE 45° Flare - 90° Bent Tube - Aluminum

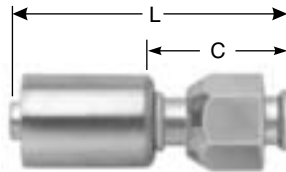
Features Advantages: OEM quality couplings in 64 configurations.



Part No.	Descr.	Prod. No.	⊖		T	L	C	Std. Pack
			"		"	"	"	
STANDARD PACK								
G45197-0606	6ACA-6MS90	7332-00095	5/16	5/8-18	1.75	2.56	1.31	1
G45197-0808	8ACA-8MS90	7332-00105	13/32	3/4-16	1.81	2.75	1.50	1
G45197-1010	10ACA-10MS90	7332-00115	1/2	7/8-14	2.19	3.00	1.75	1
G45197-1212	12ACA-12MS90	7332-00125	5/8	1 1/16-14	2.45	3.25	2.00	1

Female SAE 45° Flare Swivel - Aluminum

Features Advantages: OEM quality couplings in 64 configurations.

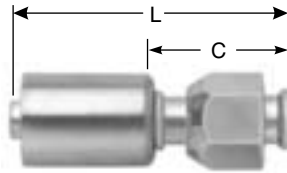


Part No.	Descr.	Prod. No.	⊖		L	C	Std. Pack
			"		"	"	
STANDARD PACK							
G45200-0606	6ACA-6FSX	7332-00135	5/16	5/8-18	2.88	1.63	1
G45200-0608	6ACA-8FSX	7332-00145	5/16	3/4-16	2.69	1.44	1
G45200-0806	8ACA-6FSX	7332-02825	13/32	5/8-18	2.69	1.44	1
G45200-0808	8ACA-8FSX	7332-00155	13/32	3/4-16	2.69	1.44	1
G45200-1008	10ACA-8FSX	7332-02835	1/2	3/4-16	3.00	1.75	1
G45200-1010	10ACA-10FSX	7332-00165	1/2	7/8-14	3.00	1.75	1
G45200-1210	12ACA-10FSX	7332-00175	5/8	7/8-14	3.25	2.00	1
G45200-1212	12ACA-12FSX	7332-00185	5/8	1 1/16-14	3.25	2.00	1

- EQUIPMENT
- HOSE/CPLG. SELECTION
- GLOBALSPIRAL COUPLINGS
- PCM COUPLINGS
- PCS COUPLINGS
- PCM/PCS FERRULES
- MEGACRIMP COUPLINGS
- POWER CRIMP COUPLINGS
- FIELD ATTACHABLE G1 & G2 COUPLINGS
- LOW PRESSURE COUPLINGS
- GLX COUPLINGS
- POLARSEAL COUPLINGS
- POWER STEERING
- PCTS THERMO-PLASTIC COUPLINGS
- ADAPTERS
- ACCESSORIES
- QUICK DISCONNECT COUPLERS
- BALL VALVES
- ASSEMBLY FABRICATION

Female SAE 45° Flare Swivel - Steel


Features Advantages: OEM quality couplings in 64 configurations.



Part No.	Descr.	Prod. No.	⊖		L	C	Std. Pack
			"		"	"	
STANDARD PACK							
G45200-0606S	6ACA-6FSX-S	7332-01755	5/16	5/8-18	2.88	1.60	1
G45200-0808S	8ACA-8FSX-S	7332-01765	13/32	3/4-16	2.69	1.44	1
G45200-1010S	10ACA-10FSX-S	7332-01775	1/2	7/8-14	3.00	1.75	1

Female SAE 45° Flare Swivel - 45° Bent Tube - Aluminum

Features Advantages: OEM quality couplings in 64 configurations.



Part No.	Descr.	Prod. No.	⊖		T	L	C	Std. Pack
			"		"	"	"	
STANDARD PACK								
G45202-0606	6ACA-6FSX45	7332-00195	5/16	5/8-18	.56	2.87	1.62	1
G45202-0608	6ACA-8FSX45	7332-02845	5/16	3/4-16	.63	3.04	1.79	1
G45202-0806	8ACA-6FSX45	7332-02855	13/32	5/8-18	.63	3.04	1.79	1
G45202-0808	8ACA-8FSX45	7332-00205	13/32	3/4-16	.63	3.07	1.82	1
G45202-1008	10ACA-8FSX45	7332-02865	1/2	3/4-16	.88	3.60	2.35	1
G45202-1010	10ACA-10FSX45	7332-00215	1/2	7/8-14	.88	3.63	2.38	1
G45202-1210	12ACA-10FSX45	7332-02875	5/8	7/8-14	1.00	3.97	2.72	1
G45202-1212	12ACA-12FSX45	7332-00225	5/8	1 1/16-14	1.00	4.00	2.75	1

EQUIPMENT

HOSE/CPLG. SELECTION

GLOBALSPIRAL COUPLINGS

PCM COUPLINGS

PCS COUPLINGS

PCM/PCS FERRULES

MEGACRIMP COUPLINGS

POWER CRIMP COUPLINGS

FIELD ATTACHABLE G1 & G2 COUPLINGS

LOW PRESSURE COUPLINGS

GLX COUPLINGS

POLARSEAL COUPLINGS

POWER STEERING

PCTS THERMO-PLASTIC COUPLINGS

ADAPTERS

ACCESSORIES

QUICK DISCONNECT COUPLERS

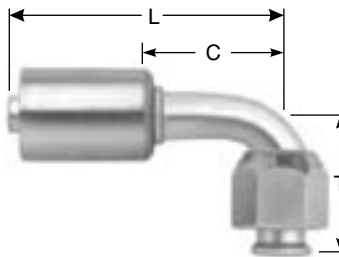
BALL VALVES


ASSEMBLY FABRICATION



Female SAE 45° Flare Swivel - 90° Bent Tube - Aluminum

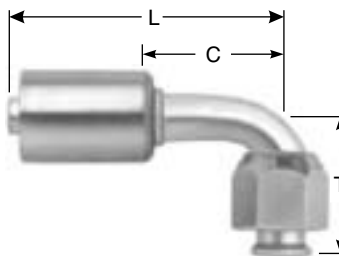
Features Advantages: OEM quality couplings in 64 configurations.




Part No.	Descr.	Prod. No.	⊖		T	L	C	Std. Pack
			"	"	"	"	"	
STANDARD PACK								
G45205-0606	6ACA-6FSX90	7332-00235	5/16	5/8-18	1.06	2.56	1.31	1
G45205-0608	6ACA-8FSX90	7332-00245	5/16	3/4-16	1.25	2.75	1.50	1
G45205-0806	8ACA-6FSX90	7332-02885	13/32	5/8-18	1.25	2.75	1.50	1
G45205-0808	8ACA-8FSX90	7332-00255	13/32	3/4-16	1.25	2.75	1.50	1
G45205-1008	10ACA-8FSX90	7332-02895	1/2	3/4-16	1.50	3.00	1.75	1
G45205-1010	10ACA-10FSX90	7332-00265	1/2	7/8-14	1.50	3.00	1.75	1
G45205-1210	12ACA-10FSX90	7332-00275	5/8	7/8-14	1.50	3.25	2.00	1
G45205-1212	12ACA-12FSX90	7332-00285	5/8	1 1/16-14	1.50	3.85	2.00	1

Female SAE 45° Flare Swivel - 90° Bent Tube - Steel

Features Advantages: OEM quality couplings in 64 configurations.



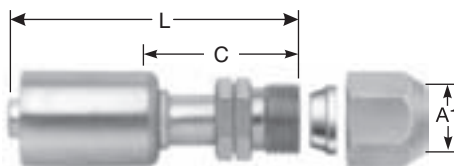
Part No.	Descr.	Prod. No.	⊖		T	L	C	Std. Pack
			"	"	"	"	"	
STANDARD PACK								
G45205-0606S	6ACA-6FSX90-S	7332-01785	5/16	5/8-18	1.06	2.56	1.31	1
G45205-0808S	8ACA-8FSX90-S	7332-01795	13/32	3/4-16	1.25	2.75	1.50	1
G45205-1010S	10ACA-10FSX90-S	7332-01805	1/2	7/8-14	1.50	3.00	1.75	1

- EQUIPMENT
- HOSE/CPLG. SELECTION
- GLOBALSPIRAL COUPLINGS
- PCM COUPLINGS
- PCS COUPLINGS
- PCM/PCS FERRULES
- MEGACRIMP COUPLINGS
- POWER CRIMP COUPLINGS
- FIELD ATTACHABLE G1 & G2 COUPLINGS
- LOW PRESSURE COUPLINGS
- GLX COUPLINGS
- POLARSEAL COUPLINGS
- POWER STEERING
- PCTS THERMO-PLASTIC COUPLINGS
- ADAPTERS
- ACCESSORIES
- QUICK DISCONNECT COUPLERS
- BALL VALVES
- ASSEMBLY FABRICATION



Male SAE Flareless Assembly - Aluminum

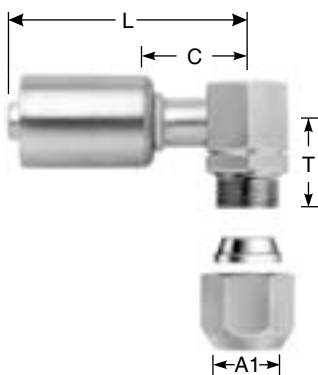
Features Advantages: OEM quality couplings in 64 configurations.



Part No.	Descr.	Prod. No.	⊖		⊘ A1	L	C	Std. Pack
			"		"			
STANDARD PACK								
G45510-0606	6ACA-6MFA	7332-00295	5/16	5/8-18	.38	2.69	1.44	1
G45510-0608	6ACA-8MFA	7332-02905	5/16	3/4-16	.50	2.81	1.56	1
G45510-0806	8ACA-6MFA	7332-02915	13/32	5/8-18	.37	2.75	1.50	1
G45510-0808	8ACA-8MFA	7332-00305	13/32	3/4-16	.50	2.88	1.63	1
G45510-0810	8ACA-10MFA	7332-00315	13/32	7/8-14	.63	3.00	1.75	1
G45510-1008	10ACA-8MFA	7332-00325	1/2	3/4-16	.50	2.94	1.69	1
G45510-1010	10ACA-10MFA	7332-00335	1/2	7/8-14	.63	3.00	1.75	1
G45510-1210	12ACA-10MFA	7332-00345	5/8	7/8-14	.63	3.13	1.88	1
G45510-1212	12ACA-12MFA	7332-00355	5/8	1 1/16-12	.75	3.25	2.00	1

Male SAE Flareless Assembly - 90° Block - Aluminum

Features Advantages: OEM quality couplings in 64 configurations.



Part No.	Descr.	Prod. No.	⊖		⊘ A1	T	L	C	Std. Pack
			"		"				
STANDARD PACK									
G45511-0606	6ACA-6MFA90	7332-00365	5/16	5/8-18	3/8	.78	2.24	.99	1
G45511-0608	6ACA-8MFA90	7332-02925	5/16	3/4-16	1/2	.96	2.31	1.06	1
G45511-0806	8ACA-6MFA90	7332-02935	13/32	5/8-18	3/8	.78	2.28	1.03	1
G45511-0808	8ACA-8MFA90	7332-00375	13/32	3/4-16	1/2	.96	2.37	1.12	1
G45511-0810	8ACA-10MFA90	7332-00385	13/32	7/8-14	5/8	1.08	2.43	1.18	1
G45511-1008	10ACA-8MFA90	7332-00395	1/2	3/4-16	1/2	.96	2.38	1.13	1
G45511-1010	10ACA-10MFA90	7332-00405	1/2	7/8-14	5/8	1.08	2.44	1.19	1
G45511-1210	12ACA-10MFA90	7332-00415	5/8	7/8-14	5/8	1.08	2.56	1.31	1
G45511-1212	12ACA-12MFA90	7332-00425	5/8	1 1/16-12	3/4	1.19	2.66	1.41	1

EQUIPMENT

HOSE/CPLG. SELECTION

GLOBALSPIRAL COUPLINGS

PCM COUPLINGS

PCS COUPLINGS

PCM/PCS FERRULES

MEGACRIMP COUPLINGS

POWER CRIMP COUPLINGS

FIELD ATTACHABLE G1 & G2 COUPLINGS

LOW PRESSURE COUPLINGS

GLX COUPLINGS

POLARSEAL COUPLINGS

POWER STEERING

PCTS THERMO-PLASTIC COUPLINGS

ADAPTERS

ACCESSORIES

QUICK DISCONNECT COUPLERS

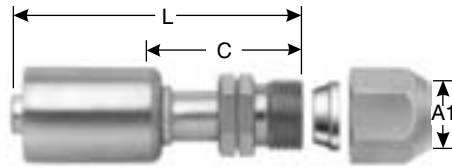
BALL VALVES

ASSEMBLY FABRICATION



Male Metric Flareless Assembly - Aluminum

Features Advantages: OEM quality couplings in 64 configurations.



Part No.	Descr.	Prod. No.	⊖		⊘ A1	L	C	Std. Pack
			"		mm			
STANDARD PACK								
G45935-0608	6ACA-8MMFA	7332-01025	5/16	5/8-18	8.0	2.77	1.52	1
G45935-0812	8ACA-12MMFA	7332-01035	13/32	3/4-16	12.0	3.00	1.75	1
G45935-1015	10ACA-14.5MMFA	7332-01045	1/2	7/8-14	14.5	3.12	1.87	1

Female Flareless Nut - Aluminum

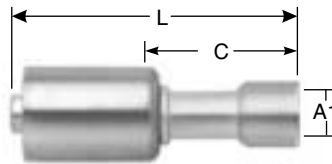
Features Advantages: OEM quality couplings in 64 configurations.



Part No.	Descr.	Prod. No.		⊘ A1	Std. Pack
				"	
STANDARD PACK					
G46050-0006	6ACFFN	7332-04135	5/8-18	3/8	5
G46050-0008	8ACFFN	7332-04145	3/4-16	1/2	5
G46050-0010	10ACFFN	7332-04155	7/8-14	5/8	5
G46050-0012	12ACFFN	7332-04165	1 1/16-14	3/4	5

Female Braze-On Stems - Aluminum

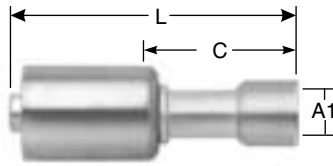
Features Advantages: OEM quality couplings in 64 configurations.



Part No.	Descr.	Prod. No.	⊖	⊘ A1	L	C	Std. Pack
			"	"			
STANDARD PACK							
G45527-0606	6ACA-6FBO	7332-02945	3/8	.38	2.10	.85	1
G45527-0808	8ACA-8FBO	7332-02955	13/32	1/2	2.10	.85	1
G45527-1010	10ACA-10FBO	7332-02965	1/2	5/8	2.10	.85	1
G45527-1210	12ACA-10FBO	7332-02975	5/8	5/8	2.10	.85	1
G45527-1212	12ACA-12FBO	7332-02985	5/8	3/4	2.10	.85	1

Female Braze-On Stems - Steel

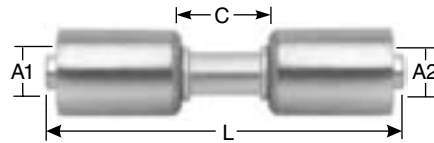
Features Advantages: OEM quality couplings in 64 configurations.



Part No.	Descr.	Prod. No.	⊖	⊘ A1	L	C	Std. Pack	
			"	"	"	"		
STANDARD PACK								
G45527-0606S	6ACA-6FBO-S	7332-01905	5/16	3/8	2.10	.85	1	
G45527-0808S	8ACA-8FBO-S	7332-01915	13/32	1/2	2.10	.85	1	
G45527-1010S	10ACA-10FBO-S	7332-01925	1/2	.68	2.10	.85	1	
G45527-1210S	12ACA-10FBO-S	7332-01945	5/8	.75	2.10	.85	1	
G45527-1212S	12ACA-12FBO-S	7332-01935	5/8	.68	2.10	.85	1	

Hose Length Extender - Aluminum

Features Advantages: OEM quality couplings in 64 configurations.



Part No.	Descr.	Prod. No.	⊘		L	C	Std. Pack
			A1	A2			
STANDARD PACK							
G45535-0606	6ACA-6HLE	7332-01385	5/16	5/16	4.00	1.50	1
G45535-0608	6ACA-8HLE	7332-01395	5/16	13/32	4.00	1.50	1
G45535-0808	8ACA-8HLE	7332-01405	13/32	13/32	4.00	1.50	1
G45535-0810	8ACA-10HLE	7332-01415	13/32	1/2	4.13	1.63	1
G45535-1010	10ACA-10HLE	7332-01425	1/2	1/2	4.13	1.63	1
G45535-1210	12ACA-10HLE	7332-02995	1/2	5/8	4.25	1.75	1
G45535-1212	12ACA-12HLE	7332-01435	5/8	5/8	4.25	1.75	1

EQUIPMENT

HOSE/CPLG. SELECTION

GLOBALSPIRAL COUPLINGS

PCM COUPLINGS

PCS COUPLINGS

PCM/PCS FERRULES

MEGACRIMP COUPLINGS

POWER CRIMP COUPLINGS

FIELD ATTACHABLE G1 & G2 COUPLINGS

LOW PRESSURE COUPLINGS

GLX COUPLINGS

POLARSEAL COUPLINGS

POWER STEERING

PCTS THERMO-PLASTIC COUPLINGS

ADAPTERS

ACCESSORIES

QUICK DISCONNECT COUPLERS

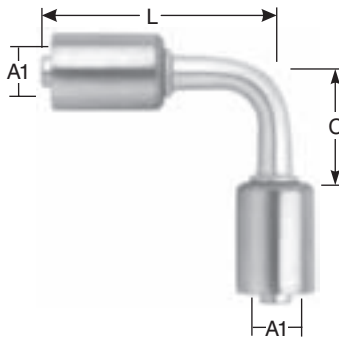
BALL VALVES

ASSEMBLY FABRICATION



Hose Length Extender - 90° Bent Tube - Aluminum

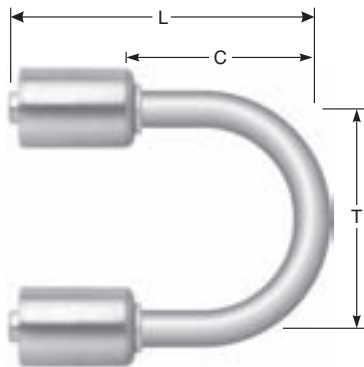
Features Advantages: OEM quality couplings in 64 configurations.



Part No.	Descr.	Prod. No.	⊙ A1	L	C	Std. Pack
			"	"	"	
STANDARD PACK						
G45537-0606	6ACA-6HLE90	7332-01445	5/16	2.50	1.25	1
G45537-0808	8ACA-8HLE90	7332-01455	13/32	2.62	1.37	1
G45537-1010	10ACA-10HLE90	7332-01465	1/2	2.88	1.63	1
G45537-1212	12ACA-12HLE90	7332-01475	5/8	3.25	2.00	1

Hose Length Extender - 180° Bent Tube - Aluminum

Features Advantages: OEM quality couplings in 64 configurations.



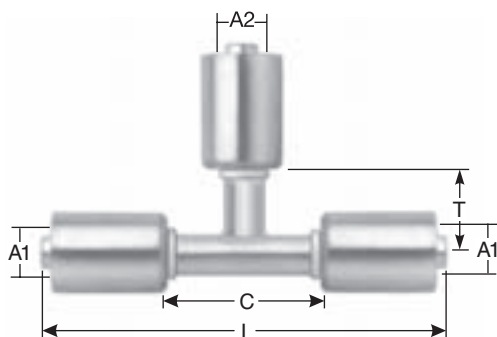
Part No.	Descr.	Prod. No.	⊖	T	L	C	Std. Pack
			"	"	"	"	
STANDARD PACK							
G45541-0606	6ACA-6HLE180	7332-02255	5/16	3.00	3.88	2.63	1
G45541-0808	8ACA-8HLE180	7332-02265	13/32	3.00	4.00	2.75	1
G45541-1010	10ACA-10HLE180	7332-02275	1/2	3.00	4.13	2.88	1
G45541-1212	12ACA-12HLE180	7332-02285	5/8	3.00	4.50	3.25	1

- EQUIPMENT
- HOSE/CPLG. SELECTION
- GLOBALSPIRAL COUPLINGS
- PCM COUPLINGS
- PCS COUPLINGS
- PCM/PCS FERRULES
- MEGACRIMP COUPLINGS
- POWER CRIMP COUPLINGS
- FIELD ATTACHABLE G1 & G2 COUPLINGS
- LOW PRESSURE COUPLINGS
- GLX COUPLINGS
- POLARSEAL COUPLINGS**
- POWER STEERING
- PCTS THERMO-PLASTIC COUPLINGS
- ADAPTERS
- ACCESSORIES
- QUICK DISCONNECT COUPLERS
- BALL VALVES
- ASSEMBLY FABRICATION



Hose Length Extender - Tee - Aluminum

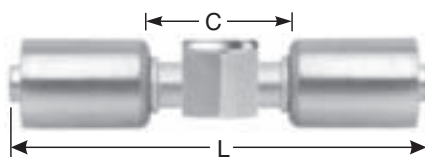
Features Advantages: OEM quality couplings in 64 configurations.



Part No.	Descr.	Prod. No.	Ø		T	L	C	Std. Pack
			A1	A2				
STANDARD PACK								
G45539-0606	6ACA-6HLET	7332-02295	5/16	5/16	1.13	4.75	2.25	1
G45539-0808	8ACA-8HLET	7332-02305	13/32	13/32	1.19	4.88	2.38	1
G45539-1010	10ACA-10HLET	7332-02315	1/2	1/2	1.25	5.00	2.50	1
G45539-1210	12ACA-10HLET	7332-03015	5/8	5/8	1.34	5.25	2.75	1
G45539-1212	12ACA-12HLET	7332-02325	5/8	5/8	1.37	5.25	2.75	1

Hose Length Extender with Sight Glass - Aluminum

Features Advantages: OEM quality couplings in 64 configurations.



Part No.	Descr.	Prod. No.	⊖	L	C	Std. Pack
			"			
STANDARD PACK						
G45538-0606	6ACA-6HLESG	7332-01485	5/16	4.12	1.62	1

EQUIPMENT

HOSE/CPLG. SELECTION

GLOBALSPIRAL COUPLINGS

PCM COUPLINGS

PCS COUPLINGS

PCM/PCS FERRULES

MEGACRIMP COUPLINGS

POWER CRIMP COUPLINGS

FIELD ATTACHABLE G1 & G2 COUPLINGS

LOW PRESSURE COUPLINGS

GLX COUPLINGS

POLARSEAL COUPLINGS

POWER STEERING

PCTS THERMO-PLASTIC COUPLINGS

ADAPTERS

ACCESSORIES

QUICK DISCONNECT COUPLERS

BALL VALVES

ASSEMBLY FABRICATION

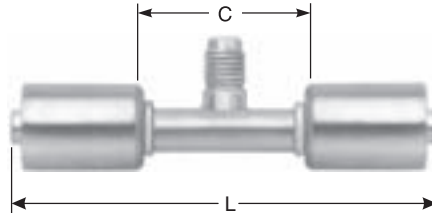


EQUIPMENT
HOSE/CPLG. SELECTION
GLOBALSPIRAL COUPLINGS
PCM COUPLINGS
PCS COUPLINGS
PCM/PCS FERRULES
MEGACRIMP COUPLINGS
POWER CRIMP COUPLINGS
FIELD ATTACHABLE G1 & G2 COUPLINGS
LOW PRESSURE COUPLINGS
GLX COUPLINGS
POLARSEAL COUPLINGS
POWER STEERING
PCTS THERMO-PLASTIC COUPLINGS
ADAPTERS
ACCESSORIES
QUICK DISCONNECT COUPLERS
BALL VALVES
ASSEMBLY FABRICATION

Hose Splicer with R12 Thread Service Port - Aluminum

Service Ports: High Side; 6-8 Hose; 3/8" Schrader Valve
 Service Ports: Low Side; 10-12 Hose; 1/4" Schrader Valve

Features Advantages: OEM quality couplings in 64 configurations.

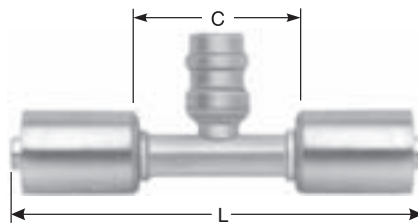


Part No.	Descr.	Prod. No.	⊖	L	C	Std. Pack
			"	"	"	
STANDARD PACK						
G45954-0606	6ACA-R12SP	7332-01135	5/16	4.50	2.00	1
G45954-0808	8ACA-R12SP	7332-01145	13/32	4.50	2.00	1
G45954-1010	10ACA-R12SP	7332-01155	1/2	4.63	2.13	1
G45954-1212	12ACA-R12SP	7332-01165	5/8	4.75	2.25	1

Hose Splicer with R134a Service Port - Aluminum

Service Ports: High Side; 6-8 Hose; 3/8" Schrader Valve
 Service Ports: Low Side; 10-12 Hose; 1/4" Schrader Valve

Features Advantages: OEM quality couplings in 64 configurations.



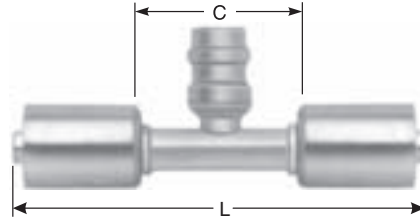
Part No.	Descr.	Prod. No.	⊖	L	C	Std. Pack
			"	"	"	
STANDARD PACK						
G45956-0606	6ACA-R134SP	7332-01175	5/16	4.50	2.00	1
G45956-0808	8ACA-R134SP	7332-01185	13/32	4.50	2.00	1
G45956-1010	10ACA-R134SP	7332-01195	1/2	4.63	2.13	1
G45956-1212	12ACA-R134SP	7332-01205	5/8	4.75	2.25	1



Hose Splicer with R134a Service Port - Steel

Pressure Ports: High Side; 6-8 Hose
 Pressure Ports: Low Side; 10-12 Hose

Features Advantages: OEM quality couplings in 64 configurations.

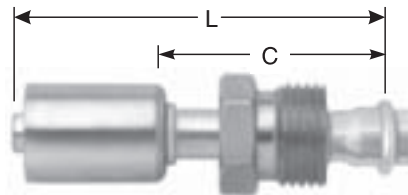



Part No.	Descr.	Prod. No.	⊖	L	C	Std. Pack
			"			
STANDARD PACK						
G45956-0606S	6ACA-R134SP-S	7332-01955	5/16	4.50	2.00	1
G45956-0808S	8ACA-R134SP-S	7332-01965	13/32	4.50	2.00	1
G45956-1010S	10ACA-R134SP-S	7332-01975	1/2	4.63	2.13	1
G45956-1212S	12ACA-R134SP-S	7332-03005	5/8	4.75	2.25	1

Male SAE Tube O-Ring Nut Swivel - Aluminum

O-Ring not included. Must be ordered separately.

Features Advantages: OEM quality couplings in 64 configurations.



Part No.	Descr.	Prod. No.	⊖		L	C	Std. Pack
			"				
STANDARD PACK							
G45583-0606	6ACA-6MTON	7332-00435	5/16	5/8-18	3.19	1.94	1
G45583-0607	6ACA-7MTON	7332-02115	5/16	11/16-16	3.00	1.75	1
G45583-0608	6ACA-8MTON	7332-03065	5/16	3/4-18	3.25	2.00	1
G45583-0806	8ACA-6MTON	7332-03075	13/16	5/8-18	3.25	2.00	1
G45583-0808	8ACA-8MTON	7332-00445	13/32	3/4-18	3.25	2.00	1
G45583-1010	10ACA-10MTON	7332-00455	1/2	7/8-18	3.38	2.13	1
G45583-1210	12ACA-10MTON	7332-03085	5/8	7/8-18	3.88	2.63	1
G45583-1212	12ACA-12MTON	7332-00465	5/8	1 1/16-12	3.88	2.63	1

EQUIPMENT

HOSE/CPLG. SELECTION

GLOBALSPIRAL COUPLINGS

PCM COUPLINGS

PCS COUPLINGS

PCM/PCS FERRULES

MEGACRIMP COUPLINGS

POWER CRIMP COUPLINGS

FIELD ATTACHABLE G1 & G2 COUPLINGS

LOW PRESSURE COUPLINGS

GLX COUPLINGS

POLARSEAL COUPLINGS

POWER STEERING

PCTS THERMO-PLASTIC COUPLINGS

ADAPTERS

ACCESSORIES

QUICK DISCONNECT COUPLERS

BALL VALVES

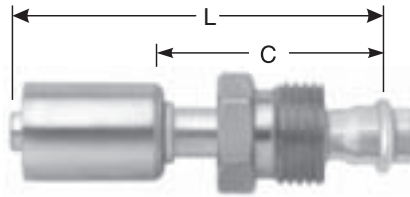
ASSEMBLY FABRICATION



Male SAE Tube O-Ring Nut Swivel - Steel

O-Ring not included. Must be ordered separately.

Features Advantages: OEM quality couplings in 64 configurations.




Part No.	Descr.	Prod. No.			L	C	Std. Pack	
			"	"	"	"		
STANDARD PACK								
G45583-0606S	6ACA-6MTON-S	7332-01285	5/16	5/8-18	3.19	1.94	1	
G45583-0607S	6ACA-7MTON-S	7332-02125	5/16	11/16-16	3.00	1.75	1	
G45583-1010S	10ACA-10MTON-S	7332-01865	1/2	7/8-18	3.38	2.13	1	

Male SAE Tube O-Ring Nut - 45° Bent Tube - Aluminum

O-Ring not included. Must be ordered separately.

Features Advantages: OEM quality couplings in 64 configurations.



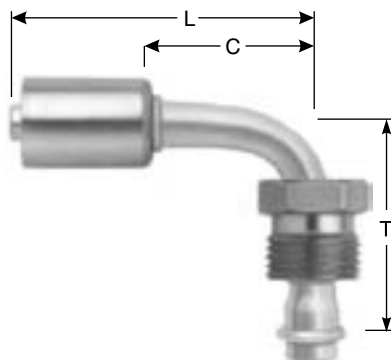
Part No.	Descr.	Prod. No.			T	L	C	Std. Pack
			"	"	"	"	"	
STANDARD PACK								
G45584-0606	6ACA-6MTON45	7332-00475	5/16	5/8-18	.88	3.19	1.94	1
G45584-0608	6ACA-8MTON45	7332-03095	5/16	3/4-18	1.00	3.47	2.22	1
G45584-0806	8ACA-6MTON45	7332-03105	13/32	5/8-18	1.00	3.47	2.22	1
G45584-0808	8ACA-8MTON45	7332-00485	13/32	3/4-18	1.00	3.44	2.19	1
G45584-1010	10ACA-10MTON45	7332-00495	1/2	7/8-18	1.06	3.81	2.56	1
G45584-1212	12ACA-12MTON45	7332-00505	5/8	1 1/16-12	1.19	4.19	2.94	1



Male SAE Tube O-Ring Nut - 90° Bent Tube - Aluminum

O-Ring not included. Must be ordered separately.

Features Advantages: OEM quality couplings in 64 configurations.

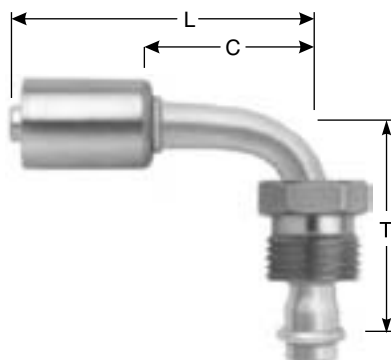


Part No.	Descr.	Prod. No.	⊖		T	L	C	Std. Pack
			"		"	"	"	
STANDARD PACK								
G45585-0606	6ACA-6MTON90	7332-00515	5/16	5/8-18	1.63	2.56	1.31	1
G45585-0607	6ACA-7MTON90	7332-03115	5/16	11/16-16	1.56	2.56	1.31	1
G45585-0608	6ACA-8MTON90	7332-03125	5/16	3/4-18	1.88	2.75	1.50	1
G45585-0806	8ACA-6MTON90	7332-03135	13/16	5/8-18	1.88	2.75	1.50	1
G45585-0808	8ACA-8MTON90	7332-00525	13/32	3/4-18	1.88	2.75	1.50	1
G45585-1010	10ACA-10MTON90	7332-00535	1/2	7/8-18	2.12	3.00	1.75	1
G45585-1210	12ACA-10MTON90	7332-03145	5/8	7/8-18	2.25	3.25	2.00	1
G45585-1212	12ACA-12MTON90	7332-00545	5/8	1 1/16-12	2.25	3.25	2.00	1

Male SAE Tube O-Ring Nut - 90° Bent Tube - Steel

O-Ring not included. Must be ordered separately.

Features Advantages: OEM quality couplings in 64 configurations.



Part No.	Descr.	Prod. No.	⊖		T	L	C	Std. Pack
			"		"	"	"	
STANDARD PACK								
G45585-0606S	6 MOR/LP-6 SB-90-STL	7332-01295	5/16	5/8-18	1.63	2.56	1.31	1
G45585-1010S	10ACA-10MTON90-S	7332-01875	1/2	7/8-18	2.12	3.00	1.75	1

EQUIPMENT

HOSE/CPLG. SELECTION

GLOBALSPIRAL COUPLINGS

PCM COUPLINGS

PCS COUPLINGS

PCM/PCS FERRULES

MEGACRIMP COUPLINGS

POWER CRIMP COUPLINGS

FIELD ATTACHABLE G1 & G2 COUPLINGS

LOW PRESSURE COUPLINGS

GLX COUPLINGS

POLARSEAL COUPLINGS

POWER STEERING

PCTS THERMO-PLASTIC COUPLINGS

ADAPTERS

ACCESSORIES

QUICK DISCONNECT COUPLERS

BALL VALVES

ASSEMBLY FABRICATION




EQUIPMENT
HOSE/CPLG. SELECTION
GLOBALSPIRAL COUPLINGS
PCM COUPLINGS
PCS COUPLINGS
PCM/PCS FERRULES
MEGACRIMP COUPLINGS
POWER CRIMP COUPLINGS
FIELD ATTACHABLE G1 & G2 COUPLINGS
LOW PRESSURE COUPLINGS
GLX COUPLINGS
POLARSEAL COUPLINGS
POWER STEERING
PCTS THERMO-PLASTIC COUPLINGS
ADAPTERS
ACCESSORIES
QUICK DISCONNECT COUPLERS
BALL VALVES
ASSEMBLY FABRICATION

Male SAE Tube O-Ring Nut Swivel with R134a Service Port - Aluminum

O-Ring not included. Must be ordered separately.

Features Advantages: OEM quality couplings in 64 configurations.




Part No.	Descr.	Prod. No.	⊖		L	C	Std. Pack	
			"	"	"	"		
STANDARD PACK								
G45580-0606	6ACA-6MTON134SP	7332-03025	5/16	5/8-18	3.35	2.10	1	
G45580-0808	8ACA-8MTON134SP	7332-03035	13/32	3/4-18	3.35	2.10	1	
G45580-1010	10ACA-10MTON134SP	7332-03045	1/2	7/8-18	3.59	2.34	1	
G45580-1212	12ACA-12MTON134SP	7332-03055	5/8	1 1/16-12	3.72	2.47	1	

Male SAE Tube O-Ring Nut Swivel with R134a Service Port - 90° Bent Tube - Aluminum

O-Ring not included. Must be ordered separately.

Features Advantages: OEM quality couplings in 64 configurations.




Part No.	Descr.	Prod. No.	⊖		T	L	C	Std. Pack
			"	"	"	"		
STANDARD PACK								
G45582-1010	10ACA-10MTON134SP90	7332-02585	1/2	7/8-18	1.50	3.85	2.60	1



Female SAE Tube O-Ring Nut Swivel - Aluminum

O-Ring not included. Must be ordered separately.

Features Advantages: OEM quality couplings in 64 configurations.




Part No.	Descr.	Prod. No.	⊖		L	C	Std. Pack	
			"		"	"		
STANDARD PACK								
G45590-0605	6ACA-5FTON*	7332-00635	5/16		9/16-18	2.81	1.56	1
G45590-0606	6ACA-6FTON	7332-00645	5/16		5/8-18	2.88	1.63	1
G45590-0608	6ACA-8FTON	7332-00655	5/16		3/4-16	3.00	1.75	1
G45590-0806	8ACA-6FTON	7332-03165	13/32		5/8-18	3.00	1.75	1
G45590-0808	8ACA-8FTON	7332-00665	13/32		3/4-16	3.00	1.75	1
G45590-1008	10ACA-8FTON	7332-01505	1/2		3/4-16	3.19	1.94	1
G45590-1010	10ACA-10FTON	7332-00675	1/2		7/8-14	3.19	1.94	1
G45590-1012	10ACA-12FTON	7332-01515	1/2		1 1/16-14	3.31	2.06	1
G45590-1210	12ACA-10FTON	7332-00685	5/8		7/8-14	3.31	2.06	1
G45590-1212	12ACA-12FTON	7332-00695	5/8		1 1/16-14	3.31	2.06	1

* Standard and Metric threads are equivalent for 6ACA-14FTOMN and 6ACA-5FTON. ^Used on Toyota Receivers/ Dryers.

Female SAE Tube O-Ring Nut Swivel - Steel

O-Ring not included. Must be ordered separately.

Features Advantages: OEM quality couplings in 64 configurations.



Part No.	Descr.	Prod. No.	⊖		L	C	Std. Pack	
			"		"	"		
STANDARD PACK								
G45590-0606S	6ACA-6FTON-S	7332-01275	5/16		5/8-18	2.88	1.63	1
G45590-0808S	8ACA-8FTON-S	7332-01645	13/32		3/4-16	3.00	1.75	1
G45590-1010S	10ACA-10FTON-S	7332-01655	1/2		7/8-14	3.19	1.94	1
G45590-1210S	12ACA-10FTON-S	7332-01815	5/8		1 1/16-14	3.31	2.06	1
G45590-1212S	12ACA-12FTON-S	7332-03175	5/8		1 1/16-14	3.31	2.06	1

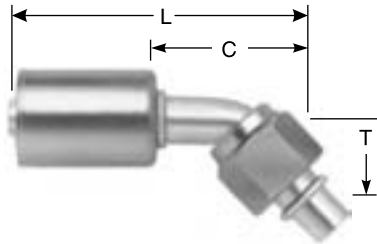
EQUIPMENT
HOSE/CPLG. SELECTION
GLOBALSPIRAL COUPLINGS
PCM COUPLINGS
PCS COUPLINGS
PCM/PCS FERRULES
MEGACRIMP COUPLINGS
POWER CRIMP COUPLINGS
FIELD ATTACHABLE G1 & G2 COUPLINGS
LOW PRESSURE COUPLINGS
GLX COUPLINGS
POLARSEAL COUPLINGS
POWER STEERING
PCTS THERMO-PLASTIC COUPLINGS
ADAPTERS
ACCESSORIES
QUICK DISCONNECT COUPLERS
BALL VALVES
ASSEMBLY FABRICATION



Female SAE Tube O-Ring Nut Swivel - 45° Bent Tube - Aluminum

O-Ring not included. Must be ordered separately.

Features Advantages: OEM quality couplings in 64 configurations.

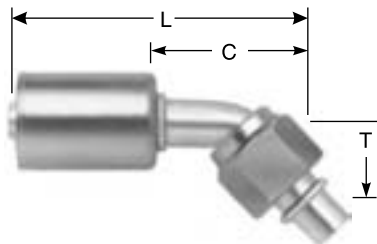


Part No.	Descr.	Prod. No.			T	L	C	Std. Pack
			"	"	"	"	"	
STANDARD PACK								
G45591-0606	6ACA-6FTON45	7332-00705	5/16	5/8-18	.56	2.87	1.52	1
G45591-0806	8ACA-6FTON45	7332-03185	13/32	5/8-18	.63	3.04	1.79	1
G45591-0808	8ACA-8FTON45	7332-00715	13/32	3/4-16	.63	3.07	1.82	1
G45591-1008	10ACA-8FTON45	7332-03195	1/2	3/4-16	.88	3.60	2.35	1
G45591-1010	10ACA-10FTON45	7332-00725	1/2	7/8-14	.88	3.63	2.38	1
G45591-1210	12ACA-10FTON45	7332-03205	5/8	7/8-14	.94	3.91	2.66	1
G45591-1212	12ACA-12FTON45	7332-00735	5/8	1 1/16-14	.94	3.94	2.69	1

Female SAE Tube O-Ring Nut Swivel - 45° Bent Tube - Steel

O-Ring not included. Must be ordered separately.

Features Advantages: OEM quality couplings in 64 configurations.



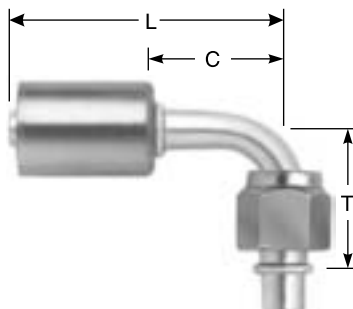
Part No.	Descr.	Prod. No.			T	L	C	Std. Pack
			"	"	"	"	"	
STANDARD PACK								
G45591-0606S	6ACA-6FTON45-S	7332-01665	5/16	5/8-18	.56	2.87	1.52	1
G45591-0808S	8ACA-8FTON45-S	7332-02055	13/32	3/4-16	.63	3.07	1.82	1
G45591-1010S	10ACA-10FTON45-S	7332-01675	1/2	7/8-14	.88	3.63	2.38	1




Female SAE Tube O-Ring Nut Swivel - 90° Bent Tube - Aluminum

O-Ring not included. Must be ordered separately.

Features Advantages: OEM quality couplings in 64 configurations.



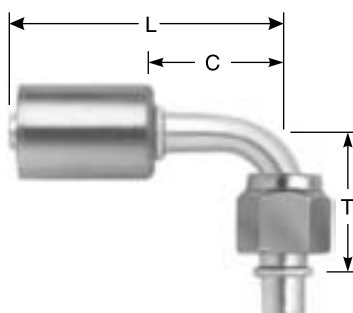
Part No.	Descr.	Prod. No.	⊖		T	L	C	Std. Pack
			"	"	"	"	"	
STANDARD PACK								
G45592-0605	6ACA-5FTON90*	7332-00745	5/16	9/16-18	1.12	2.75	1.63	1
G45592-0606	6ACA-6FTON90	7332-00755	5/16	5/8-18	1.12	2.56	1.31	1
G45592-0608	6ACA-8FTON90	7332-00765	5/16	3/4-16	1.31	2.75	1.50	1
G45592-0806	8ACA-6FTON90	7332-03155	13/32	5/8-18	1.31	2.75	1.50	1
G45592-0808	8ACA-8FTON90	7332-00775	13/32	3/4-16	1.31	2.75	1.50	1
G45592-1008	10ACA-8FTON90	7332-01545	1/2	3/4-16	1.50	3.00	1.75	1
G45592-1010	10ACA-10FTON90	7332-00785	1/2	7/8-14	1.50	3.00	1.75	1
G45592-1012	10ACA-12FTON90	7332-01555	1/2	1 1/16-14	1.75	3.25	2.00	1
G45592-1210	12ACA-10FTON90	7332-00795	5/8	7/8-14	1.75	3.25	2.00	1
G45592-1212	12ACA-12FTON90	7332-00805	5/8	1 1/16-14	1.75	3.25	2.00	1


* Used on Toyota Receivers/ Dryers.

Female SAE Tube O-Ring Nut Swivel - 90° Bent Tube - Steel

O-Ring not included. Must be ordered separately.

Features Advantages: OEM quality couplings in 64 configurations.



Part No.	Descr.	Prod. No.	⊖		T	L	C	Std. Pack
			"	"	"	"	"	
STANDARD PACK								
G45592-0606S	6ACA-6FTON90-S	7332-01305	5/16	5/8-18	1.12	2.56	1.31	1
G45592-0808S	8ACA-8FTON90-S	7332-01685	13/32	3/4-16	1.31	2.75	1.50	1
G45592-1010S	10ACA-10FTON90-S	7332-01695	1/2	7/8-14	1.50	3.00	1.75	1
G45592-1210S	12ACA-10FTON90-S	7332-01825	1/2	1 1/16-14	1.50	3.25	2.00	1

EQUIPMENT

HOSE/CPLG. SELECTION

GLOBALSPIRAL COUPLINGS

PCM COUPLINGS

PCS COUPLINGS

PCM/PCS FERRULES

MEGACRIMP COUPLINGS

POWER CRIMP COUPLINGS

FIELD ATTACHABLE G1 & G2 COUPLINGS

LOW PRESSURE COUPLINGS

GLX COUPLINGS

POLARSEAL COUPLINGS

POWER STEERING

PCTS THERMO-PLASTIC COUPLINGS

ADAPTERS

ACCESSORIES

QUICK DISCONNECT COUPLERS

BALL VALVES

ASSEMBLY FABRICATION

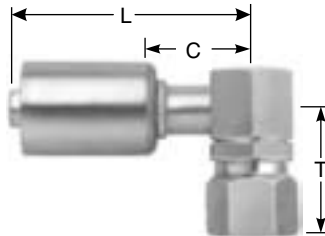


EQUIPMENT
HOSE/CPLG. SELECTION
GLOBALSPIRAL COUPLINGS
PCM COUPLINGS
PCS COUPLINGS
PCM/PCS FERRULES
MEGACRIMP COUPLINGS
POWER CRIMP COUPLINGS
FIELD ATTACHABLE G1 & G2 COUPLINGS
LOW PRESSURE COUPLINGS
GLX COUPLINGS
POLARSEAL COUPLINGS
POWER STEERING
PCTS THERMO-PLASTIC COUPLINGS
ADAPTERS
ACCESSORIES
QUICK DISCONNECT COUPLERS
BALL VALVES
ASSEMBLY FABRICATION

Female SAE Tube O-Ring Nut Swivel - 90° Block - Steel

O-Ring not included. Must be ordered separately.

Features Advantages: OEM quality couplings in 64 configurations.

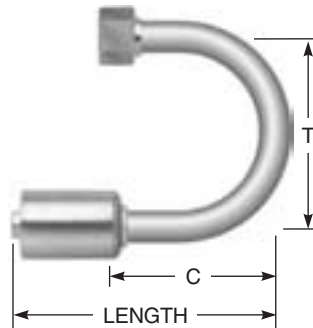


Part No.	Descr.	Prod. No.	⊖		T	L	C	Std. Pack
			"	"	"	"	"	
STANDARD PACK								
G45596-0808S	8ACA-8FTON90BL-S	7332-01835	13/32	3/4-16	.71	2.44	1.19	1
G45596-1010S	10ACA-10FTON90BL-S	7332-01845	1/2	7/8-14	.71	2.50	1.25	1
G45596-1210S	12ACA-10FTON90BL-S	7332-01855	1/2	1 1/16-14	.71	2.62	1.37	1

Female SAE Tube O-Ring Nut - 180° Bent Tube - Aluminum

O-Ring not included. Must be ordered separately.

Features Advantages: OEM quality couplings in 64 configurations.




Part No.	Descr.	Prod. No.	⊖		T	L	C	Std. Pack
			"	"	"	"	"	
STANDARD PACK								
G45610-0606	6ACA-6FTON180	7332-03575	5/16	5/8-18	1.63	3.50	2.25	1
G45610-0808	8ACA-8FTON180	7332-03585	13/16	3/4-16	1.75	3.50	2.25	1
G45610-1212	12ACA-12FTON180	7332-03595	5/8	1 1/16-14	2.12	4.50	3.25	1

Female SAE Tube O-Ring Nut Swivel with R12 Service Port - Aluminum

O-Ring not included. Must be ordered separately.
 Service Ports: High Side; 6-8 Hose; 3/8" Schrader Valve
 Service Ports: Low Side; 10-12 Hose; 1/4" Schrader Valve

Features Advantages: OEM quality couplings in 64 configurations.

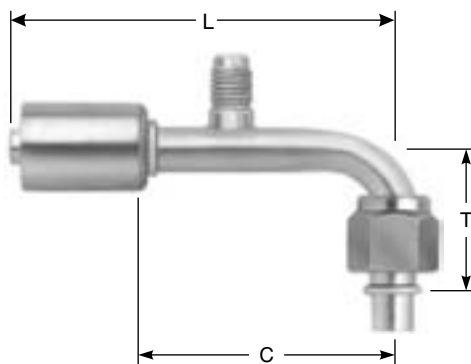


Part No.	Descr.	Prod. No.	⊖		L	C	Std. Pack	
			"		"	"		
STANDARD PACK								
G45586-0606	6ACA-6FTONR12SP	7332-01985	5/16	5/8-18	3.38	2.13	1	
G45586-0808	8ACA-8FTONR12SP	7332-01995	13/32	3/4-16	3.38	2.13	1	
G45586-1010	10ACA-10FTONR12SP	7332-02005	1/2	7/8-14	3.62	2.37	1	

Female SAE Tube O-Ring Nut Swivel with R12 Service Port - 90° Bent Tube - Aluminum

O-Ring not included. Must be ordered separately.

Features Advantages: OEM quality couplings in 64 configurations.



Part No.	Descr.	Prod. No.	⊖		T	L	C	Std. Pack
			"		"	"	"	
STANDARD PACK								
G45587-0606	6ACA-6FTONR12SP90	7332-02015	5/16	5/8-18	1.12	3.62	2.37	1
G45587-0808	8ACA-8FTONR12SP90	7332-02025	13/32	3/4-16	1.31	3.62	2.37	1
G45587-1010	10ACA-10FTONR12SP90	7332-02035	1/2	7/8-14	1.50	3.88	2.63	1
G45587-1210	12ACA-10FTONR12SP90	7332-02045	1/2	1 1/16-14	1.75	4.19	2.94	1

- EQUIPMENT
- HOSE/CPLG. SELECTION
- GLOBALSPIRAL COUPLINGS
- PCM COUPLINGS
- PCS COUPLINGS
- PCM/PCS FERRULES
- MEGACRIMP COUPLINGS
- POWER CRIMP COUPLINGS
- FIELD ATTACHABLE G1 & G2 COUPLINGS
- LOW PRESSURE COUPLINGS
- GLX COUPLINGS
- POLARSEAL COUPLINGS**
- POWER STEERING
- PCTS THERMO-PLASTIC COUPLINGS
- ADAPTERS
- ACCESSORIES
- QUICK DISCONNECT COUPLERS
- BALL VALVES
- ASSEMBLY FABRICATION

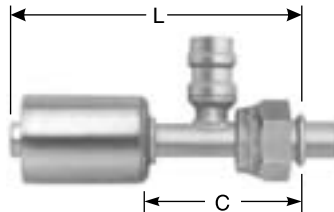



EQUIPMENT
HOSE/CPLG. SELECTION
GLOBALSPIRAL COUPLINGS
PCM COUPLINGS
PCS COUPLINGS
PCM/PCS FERRULES
MEGACRIMP COUPLINGS
POWER CRIMP COUPLINGS
FIELD ATTACHABLE G1 & G2 COUPLINGS
LOW PRESSURE COUPLINGS
GLX COUPLINGS
POLARSEAL COUPLINGS
POWER STEERING
PCTS THERMO-PLASTIC COUPLINGS
ADAPTERS
ACCESSORIES
QUICK DISCONNECT COUPLERS
BALL VALVES
ASSEMBLY FABRICATION

Female SAE Tube O-Ring Nut Swivel with R134a Service Port - Aluminum

O-Ring not included. Must be ordered separately.

Features Advantages: OEM quality couplings in 64 configurations.

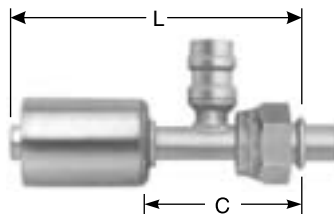



Part No.	Descr.	Prod. No.	⊖		L	C	Std. Pack
			"	"	"	"	
STANDARD PACK							
G45588-0606	6ACA-6FTON134SP	7332-00555	5/16	5/8-18	3.38	2.13	1
G45588-0808	8ACA-8FTON134SP	7332-00565	13/32	3/4-16	3.38	2.13	1
G45588-1010	10ACA-10FTON134SP	7332-00575	1/2	7/8-14	3.62	2.37	1
G45588-1210	12ACA-10FTON134SP	7332-00585	5/8	7/8-14	3.75	2.50	1

Female SAE Tube O-Ring Nut Swivel with R134a Service Port - Steel

O-Ring not included. Must be ordered separately.

Features Advantages: OEM quality couplings in 64 configurations.

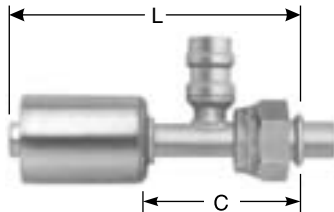


Part No.	Descr.	Prod. No.	⊖		L	C	Std. Pack
			"	"	"	"	
STANDARD PACK							
G45588-0808S	8ACA-8FTON134SP-S	7332-02685	13/16	3/4-16	3.30	2.05	1
G45588-1010S	10ACA-10FTON134SP-S	7332-02695	1/2	7/8-14	3.62	2.37	1

Female SAE Tube O-Ring Nut Swivel with R134a High Pressure Service Port - Aluminum

O-Ring not included. Must be ordered separately.

Features Advantages: OEM quality couplings in 64 configurations.

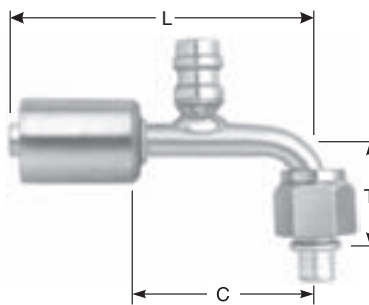


Part No.	Descr.	Prod. No.	⊖		L	C	Std. Pack	
			"		"	"		
STANDARD PACK								
G45688-1010	10ACA-10FTON134SPH	7332-04245	1/2	7/8-14	3.62	2.37	1	

Female SAE Tube O-Ring Nut Swivel with R134a Service Port - 90° Bent Tube - Aluminum

O-Ring not included. Must be ordered separately.

Features Advantages: OEM quality couplings in 64 configurations.



Part No.	Descr.	Prod. No.	⊖		T	L	C	Std. Pack
			"		"	"	"	
STANDARD PACK								
G45589-0606	6ACA-6FTON134SP90	7332-00595	5/16	5/8-18	1.12	3.62	2.37	1
G45589-0808	8ACA-8FTON134SP90	7332-00605	13/32	3/4-14	1.31	3.62	2.37	1
G45589-1010	10ACA-10FTON134SP90	7332-00615	1/2	7/8-14	1.50	3.88	2.63	1
G45589-1210	12ACA-10FTON134SP90	7332-00625	5/8	7/8-14	1.75	4.19	2.94	1

EQUIPMENT

HOSE/CPLG. SELECTION

GLOBALSPIRAL COUPLINGS

PCM COUPLINGS

PCS COUPLINGS

PCM/PCS FERRULES

MEGACRIMP COUPLINGS

POWER CRIMP COUPLINGS

FIELD ATTACHABLE G1 & G2 COUPLINGS

LOW PRESSURE COUPLINGS

GLX COUPLINGS

POLARSEAL COUPLINGS

POWER STEERING

PCTS THERMO-PLASTIC COUPLINGS

ADAPTERS

ACCESSORIES

QUICK DISCONNECT COUPLERS

BALL VALVES

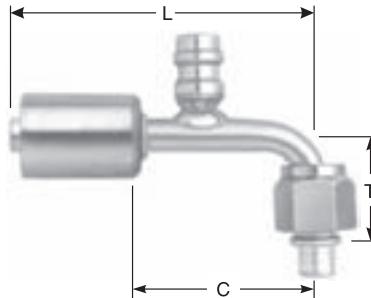
ASSEMBLY FABRICATION



Female SAE Tube O-Ring Nut Swivel with R134a Service Port - 90° Bent Tube - Steel

O-Ring not included. Must be ordered separately.

Features Advantages: OEM quality couplings in 64 configurations.




Part No.	Descr.	Prod. No.	⊖		T	L	C	Std. Pack
			"	"	"	"	"	
STANDARD PACK								
G45589-0606S	6ACA-6FTON134SP90-S	7332-02075	5/16	5/8-18	1.12	3.62	2.37	1
G45589-0808S	8ACA-8FTON134SP90-S	7332-01705	13/32	3/4-16	1.50	3.62	2.37	1
G45589-1010S	10ACA-10FTON134SP90-S	7332-01715	1/2	7/8-14	1.75	3.88	2.63	1
G45589-1210S	12ACA-10FTON134SP90-S	7332-02085	5/8	7/8-14	1.75	4.19	2.94	1

Female SAE Tube Dual O-Ring Nut - Aluminum

O-Ring not included. Must be ordered separately.

Features Advantages: OEM quality couplings in 64 configurations.



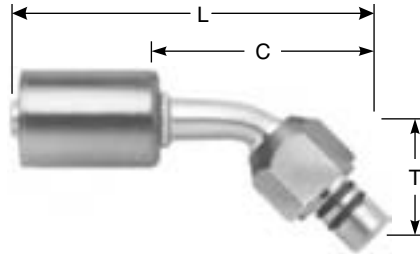
Part No.	Descr.	Prod. No.	⊖		L	C	Std. Pack
			"	"	"	"	
STANDARD PACK							
G45604-0808	8ACA-8FTDON	7332-03395	13/32	13/16-16	3.55	2.30	1
G45604-1010	10ACA-10FTDON	7332-03405	1/2	15/16-16	3.79	2.54	1
G45604-1212	12ACA-12FTDON	7332-03415	5/8	1 1/16-14	3.96	2.71	1

- EQUIPMENT
- HOSE/CPLG. SELECTION
- GLOBALSPIRAL COUPLINGS
- PCM COUPLINGS
- PCS COUPLINGS
- PCM/PCS FERRULES
- MEGACRIMP COUPLINGS
- POWER CRIMP COUPLINGS
- FIELD ATTACHABLE G1 & G2 COUPLINGS
- LOW PRESSURE COUPLINGS
- GLX COUPLINGS
- POLARSEAL COUPLINGS
- POWER STEERING
- PCTS THERMO-PLASTIC COUPLINGS
- ADAPTERS
- ACCESSORIES
- QUICK DISCONNECT COUPLERS
- BALL VALVES
- ASSEMBLY FABRICATION

Female SAE Tube Dual O-Ring Nut - 45° Bent Tube - Aluminum

O-Ring not included. Must be ordered separately.

Features Advantages: OEM quality couplings in 64 configurations.

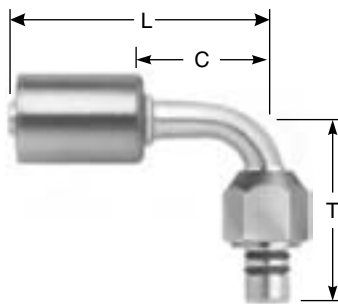


Part No.	Descr.	Prod. No.	⊖		T	L	C	Std. Pack
			"		"	"	"	
STANDARD PACK								
G45605-0808	8ACA-8FTDON45	7332-03425	13/32	13/16-16	1.02	3.43	2.18	1
G45605-1010	10ACA-10FTDON45	7332-03435	1/2	15/16-16	1.30	4.02	2.77	1
G45605-1212	12ACA-12FTDON45	7332-03445	5/8	1 1/16-14	1.40	4.37	3.12	1

Female SAE Tube Dual O-Ring Nut - 90° Bent Tube - Aluminum

O-Ring not included. Must be ordered separately.

Features Advantages: OEM quality couplings in 64 configurations.



Part No.	Descr.	Prod. No.	⊖		T	L	C	Std. Pack
			"		"	"	"	
STANDARD PACK								
G45606-0808	8ACA-8FTDON90	7332-03455	13/32	13/16-16	1.86	2.75	1.50	1
G45606-1010	10ACA-10FTDON90	7332-03465	1/2	15/16-16	1.91	3.00	1.75	1
G45606-1212	12ACA-12FTDON90	7332-03475	5/8	1 1/16-14	2.40	3.25	2.00	1

EQUIPMENT

HOSE/CPLG. SELECTION

GLOBALSPIRAL COUPLINGS

PCM COUPLINGS

PCS COUPLINGS

PCM/PCS FERRULES

MEGACRIMP COUPLINGS

POWER CRIMP COUPLINGS

FIELD ATTACHABLE G1 & G2 COUPLINGS

LOW PRESSURE COUPLINGS

GLX COUPLINGS

POLARSEAL COUPLINGS

POWER STEERING

PCTS THERMO-PLASTIC COUPLINGS

ADAPTERS

ACCESSORIES

QUICK DISCONNECT COUPLERS

BALL VALVES

ASSEMBLY FABRICATION





EQUIPMENT
HOSE/CPLG. SELECTION
GLOBALSPIRAL COUPLINGS
PCM COUPLINGS
PCS COUPLINGS
PCM/PCS FERRULES
MEGACRIMP COUPLINGS
POWER CRIMP COUPLINGS
FIELD ATTACHABLE G1 & G2 COUPLINGS
LOW PRESSURE COUPLINGS
GLX COUPLINGS
POLARSEAL COUPLINGS
POWER STEERING
PCTS THERMO-PLASTIC COUPLINGS
ADAPTERS
ACCESSORIES
QUICK DISCONNECT COUPLERS
BALL VALVES
ASSEMBLY FABRICATION

Female SAE Tube O-Ring Metric Nut Swivel - Aluminum

O-Ring not included. Must be ordered separately.

Features Advantages: OEM quality couplings in 64 configurations.

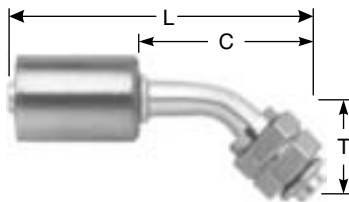



Part No.	Descr.	Prod. No.	⊖		L	C	Std. Pack
			"	"	"	"	
STANDARD PACK							
G45593-0616	6ACA-16FTOMN	7332-00815	5/16	M16X1.5	2.81	1.56	1
G45593-0618	6ACA-18FTOMN	7332-03215	5/16	M18X1.5	2.87	1.62	1
G45593-0620	6ACA-20FTOMN	7332-03225	5/16	M20X1.5	2.94	1.69	1
G45593-0820	8ACA-20FTOMN	7332-03235	13/32	M20X1.5	2.94	1.69	1
G45593-1022	10ACA-22FTOMN	7332-00825	1/2	M22X1.5	3.19	1.94	1
G45593-1024	10ACA-24FTOMN	7332-00835	1/2	M24X2.0	3.19	1.94	1
G45593-1227	12ACA-27FTOMN	7332-00845	5/8	M27X2.0	3.31	2.06	1

Female SAE Tube O-Ring Metric Nut Swivel - 45° Bent Tube - Aluminum

O-Ring not included. Must be ordered separately.

Features Advantages: OEM quality couplings in 64 configurations.

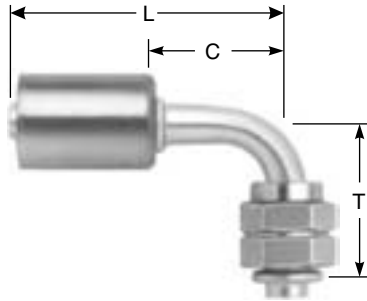


Part No.	Descr.	Prod. No.	⊖		T	L	C	Std. Pack
			"	"	"	"	"	
STANDARD PACK								
G45594-0614	6ACA-14FTOMN45	7332-03245	5/16	M14X1.5	.63	3.47	2.22	1
G45594-0616	6ACA-16FTOMN45	7332-03255	5/16	M16X1.5	.63	3.47	2.22	1
G45594-0618	6ACA-18FTOMN45	7332-03265	5/16	M18X1.5	.69	3.53	2.28	1
G45594-0620	6ACA-20FTOMN45	7332-03275	5/16	M20X1.5	.75	3.72	2.47	1
G45594-0820	8ACA-20FTOMN45	7332-03285	13/32	M20X1.5	.75	3.72	2.47	1
G45594-1022	10ACA-22FTOMN45	7332-03295	1/2	M22X1.5	.88	3.60	2.35	1
G45594-1024	10ACA-24FTOMN45	7332-03305	1/2	M24X2.0	.88	3.60	2.35	1
G45594-1227	12ACA-27FTOMN45	7332-03315	5/8	M27X2.0	1.00	4.59	3.34	1

Female SAE Tube O-Ring Metric Nut Swivel - 90° Bent Tube - Aluminum

O-Ring not included. Must be ordered separately.

Features Advantages: OEM quality couplings in 64 configurations.




Part No.	Descr.	Prod. No.	⊖		T	L	C	Std. Pack
			"		"	"	"	
STANDARD PACK								
G45595-0616	6ACA-16FTOMN90	7332-00855	5/16	M16X1.5	1.12	2.75	1.50	1
G45595-0618	6ACA-18FTOMN90	7332-03325	5/16	M18X1.5	1.12	2.75	1.50	1
G45595-0620	6ACA-20FTOMN90	7332-03335	5/16	M20X1.5	1.25	2.75	1.50	1
G45595-0820	8ACA-20FTOMN90	7332-03345	13/32	M20X1.5	1.37	2.94	1.69	1
G45595-1022	10ACA-22FTOMN90	7332-00865	1/2	M22X1.5	1.63	3.13	1.88	1
G45595-1024	10ACA-24FTOMN90	7332-00875	1/2	M24X2.0	1.50	3.13	1.88	1
G45595-1227	12ACA-27FTOMN90	7332-00885	5/8	M27X2.0	1.75	3.38	2.13	1

Female SAE Tube Dual O-Ring Metric Nut - Aluminum

O-Ring not included. Must be ordered separately.

Features Advantages: OEM quality couplings in 64 configurations.



Part No.	Descr.	Prod. No.	⊖		L	C	Std. Pack
			"		"	"	
STANDARD PACK							
G45607-0824	8ACA-24FTDOMN	7332-03485	13/32	M24X2.0	3.55	2.30	1
G45607-1024	10ACA-24FTDOMN	7332-03495	1/2	M24X2.0	3.79	2.54	1
G45607-1227	12ACA-27FTDOMN	7332-03505	5/8	M27X2.0	3.96	2.71	1

EQUIPMENT

HOSE/CPLG. SELECTION

GLOBALSPIRAL COUPLINGS

PCM COUPLINGS

PCS COUPLINGS

PCM/PCS FERRULES

MEGACRIMP COUPLINGS

POWER CRIMP COUPLINGS

FIELD ATTACHABLE G1 & G2 COUPLINGS

LOW PRESSURE COUPLINGS

GLX COUPLINGS

POLARSEAL COUPLINGS

POWER STEERING

PCTS THERMO-PLASTIC COUPLINGS

ADAPTERS

ACCESSORIES

QUICK DISCONNECT COUPLERS

BALL VALVES

ASSEMBLY FABRICATION




EQUIPMENT
HOSE/CPLG. SELECTION
GLOBALSPIRAL COUPLINGS
PCM COUPLINGS
PCS COUPLINGS
PCM/PCS FERRULES
MEGACRIMP COUPLINGS
POWER CRIMP COUPLINGS
FIELD ATTACHABLE G1 & G2 COUPLINGS
LOW PRESSURE COUPLINGS
GLX COUPLINGS
POLARSEAL COUPLINGS
POWER STEERING
PCTS THERMO-PLASTIC COUPLINGS
ADAPTERS
ACCESSORIES
QUICK DISCONNECT COUPLERS
BALL VALVES
ASSEMBLY FABRICATION

Female SAE Tube Dual O-Ring Metric Nut - 45° Bent Tube - Aluminum

O-Ring not included. Must be ordered separately.

Features Advantages: OEM quality couplings in 64 configurations.

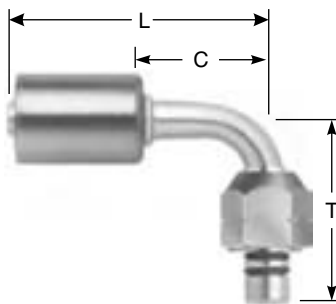


Part No.	Descr.	Prod. No.	⊖		T	L	C	Std. Pack
			"		"	"	"	
STANDARD PACK								
G45608-0824	8ACA-24FTDOMN45	7332-03515	13/32	M24X2.0	1.02	3.43	2.18	1
G45608-1024	10ACA-24FTDOMN45	7332-03525	1/2	M24X2.0	1.30	4.02	2.77	1
G45608-1227	12ACA-27FTDOMN45	7332-03535	5/8	M27X2.0	1.40	4.37	3.12	1

Female SAE Tube Dual O-Ring Metric Nut - 90° Bent Tube - Aluminum

O-Ring not included. Must be ordered separately.

Features Advantages: OEM quality couplings in 64 configurations.

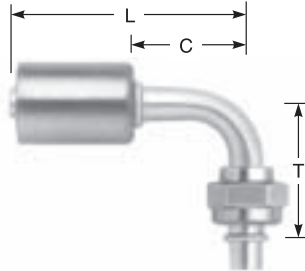


Part No.	Descr.	Prod. No.	⊖		T	L	C	Std. Pack
			"		"	"	"	
STANDARD PACK								
G45609-0824	8ACA-24FTDOMN90	7332-03545	13/16	M24X2.0	1.86	2.75	1.50	1
G45609-1024	10ACA-24FTDOMN90	7332-03555	1/2	M24X2.0	1.91	3.00	1.75	1
G45609-1227	12ACA-27FTDOMN90	7332-03565	5/8	M27X2.0	2.40	3.25	2.00	1

Compressor Female SAE Tube O-Ring Nut Swivel - 90° Bent Tube - Steel

O-Ring not included. Must be ordered separately.

Features Advantages: OEM quality couplings in 64 configurations.

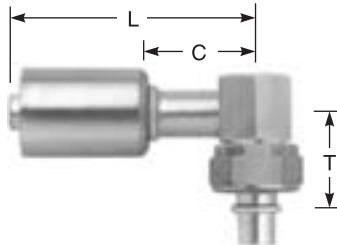


Part No.	Descr.	Prod. No.	⊖		T	L	C	Std. Pack
			"		"	"	"	
STANDARD PACK								
G45958-0810S	8ACA-10CFTON90-S	7332-02335	13/32	1-14	1.50	3.01	1.42	1
G45958-1210S	12ACA-10CFTON90-S	7332-02065	5/8	1 1/16-14	1.63	3.18	1.60	1

Compressor Female SAE Tube O-Ring Nut Swivel - 90° Block - Steel

O-Ring not included. Must be ordered separately.

Features Advantages: OEM quality couplings in 64 configurations.



Part No.	Descr.	Prod. No.	⊖		T	L	C	Std. Pack
			"		"	"	"	
STANDARD PACK								
G45959-0810S	8ACA-10CFTON90BL-S	7332-02095	13/32	1-14	.80	3.02	1.43	1
G45959-1210S	12ACA-10CFTON90BL-S	7332-02105	5/8	1 1/16-14	.80	3.14	1.55	1

EQUIPMENT

HOSE/CPLG. SELECTION

GLOBALSPIRAL COUPLINGS

PCM COUPLINGS

PCS COUPLINGS

PCM/PCS FERRULES

MEGACRIMP COUPLINGS

POWER CRIMP COUPLINGS

FIELD ATTACHABLE G1 & G2 COUPLINGS

LOW PRESSURE COUPLINGS

GLX COUPLINGS

POLARSEAL COUPLINGS

POWER STEERING

PCTS THERMO-PLASTIC COUPLINGS

ADAPTERS

ACCESSORIES

QUICK DISCONNECT COUPLERS

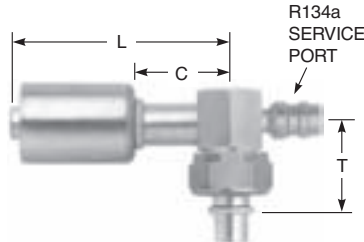
BALL VALVES

ASSEMBLY FABRICATION



Compressor Female Tube O-Ring Nut with 134a Service Port - 90° Block - Steel

O-Ring not included. Must be ordered separately.



Features Advantages: OEM quality couplings in 64 configurations.

Part No.	Descr.	Prod. No.	⊖		T	L	C	Std. Pack
			"		"	"	"	
STANDARD PACK								
G45960-0810S	8ACA-10CFTON134SP90BL-S	7332-03865	13/32	1-14	.78	2.45	1.20	1
G45960-1010S	10ACA-10CFTON134SP90BL-S	7332-03875	1/2	1-14	.78	2.51	1.26	1
G45960-1210S	12ACA-10CFTON134SP90BL-S	7332-02755	5/8	1-14	.78	2.67	1.42	1

Compressor Block - Single w/Switch or Service Port - 90° Bent Tube

Features Advantages: OEM quality couplings in 64 configurations.

Part No.	Descr.	Prod. No.	⊖		T	L	C	Std. Pack
			"		"	"	"	
STANDARD PACK								
G45961-0808	8ACA-8CBSR12SP90	7332-03935	13/32	3/4-16	1.31	3.62	2.37	1
G45961-1008	10ACA-8CBSR12SP90	7332-03945	1/2	3/4-16	1.31	3.88	2.63	1
G45961-1208	12ACA-8CBSR12SP90	7332-03955	5/8	3/4-16	1.31	4.17	2.94	1

Compressor Block - Single Reverse w/Switch or Service Port - 90° Bent Tube

Features Advantages: OEM quality couplings in 64 configurations.

Part No.	Descr.	Prod. No.	⊖		T	L	C	Std. Pack
			"		"	"	"	
STANDARD PACK								
G45962-0808	8ACA-8CBSRR12SP90	7332-03965	13/32	3/4-16	1.31	3.62	2.37	1
G45962-1008	10ACA-8CBSRR12SP90	7332-03975	1/2	3/4-16	1.31	3.88	2.63	1
G45962-1208	12ACA-8CBSRR12SP90	7332-03985	5/8	3/4-16	1.31	4.17	2.94	1

EQUIPMENT

HOSE/CPLG. SELECTION

GLOBALSPIRAL COUPLINGS

PCM COUPLINGS

PCS COUPLINGS

PCM/PCS FERRULES

MEGACRIMP COUPLINGS

POWER CRIMP COUPLINGS

FIELD ATTACHABLE G1 & G2 COUPLINGS

LOW PRESSURE COUPLINGS

GLX COUPLINGS

POLARSEAL COUPLINGS

POWER STEERING

PCTS THERMO-PLASTIC COUPLINGS

ADAPTERS

ACCESSORIES

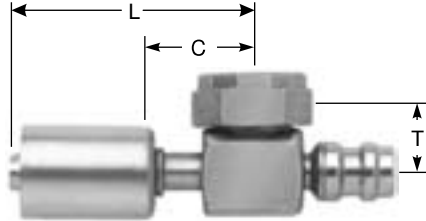
QUICK DISCONNECT COUPLERS

BALL VALVES

ASSEMBLY FABRICATION

Female Rotalok (Compressor Connection) with R134a Service Port - 90° Block - Aluminum

Features Advantages: OEM quality couplings in 64 configurations.

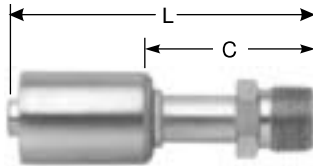


Part No.	Descr.	Prod. No.	⊖		T	L	C	Std. Pack
			"		"	"	"	
STANDARD PACK								
G45957-0816	8ACA-R134SP-RL	7332-01215	13/32	1-14	.78	2.45	1.20	1
G45957-1016	10ACA-R134SP-RL	7332-01225	1/2	1-14	.78	2.51	1.26	1

Male Inverted O-Ring - Aluminum

O-Ring not included. Must be ordered separately.

Features Advantages: OEM quality couplings in 64 configurations.



Part No.	Descr.	Prod. No.	⊖		L	C	Std. Pack
			"		"	"	
STANDARD PACK							
G45597-0606	6ACA-6MIO	7332-00895	5/16	5/8-18	2.94	1.69	1
G45597-0808	8ACA-8MIO	7332-00905	13/32	3/4-18	3.13	1.88	1
G45597-1010	10ACA-10MIO	7332-00915	1/2	7/8-14	3.62	2.37	1
G45597-1212	12ACA-12MIO	7332-00925	5/8	1 1/16-14	3.88	2.63	1

EQUIPMENT

HOSE/CPLG. SELECTION

GLOBALSPIRAL COUPLINGS

PCM COUPLINGS

PCS COUPLINGS

PCM/PCS FERRULES

MEGACRIMP COUPLINGS

POWER CRIMP COUPLINGS

FIELD ATTACHABLE G1 & G2 COUPLINGS

LOW PRESSURE COUPLINGS

GLX COUPLINGS

POLARSEAL COUPLINGS

POWER STEERING

PCTS THERMO-PLASTIC COUPLINGS

ADAPTERS

ACCESSORIES

QUICK DISCONNECT COUPLERS

BALL VALVES

ASSEMBLY FABRICATION

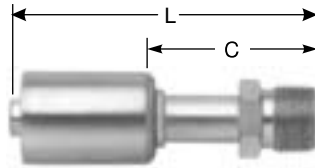



EQUIPMENT
HOSE/CPLG. SELECTION
GLOBALSPIRAL COUPLINGS
PCM COUPLINGS
PCS COUPLINGS
PCM/PCS FERRULES
MEGACRIMP COUPLINGS
POWER CRIMP COUPLINGS
FIELD ATTACHABLE G1 & G2 COUPLINGS
LOW PRESSURE COUPLINGS
GLX COUPLINGS
POLARSEAL COUPLINGS
POWER STEERING
PCTS THERMO-PLASTIC COUPLINGS
ADAPTERS
ACCESSORIES
QUICK DISCONNECT COUPLERS
BALL VALVES
ASSEMBLY FABRICATION

Male Inverted O-Ring - Steel

O-Ring not included. Must be ordered separately.

Features Advantages: OEM quality couplings in 64 configurations.

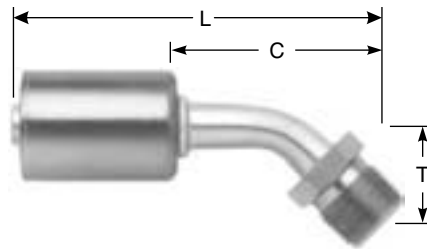



Part No.	Descr.	Prod. No.	⊖		L	C	Std. Pack
			"	"	"	"	
STANDARD PACK							
G45597-0606S	6ACA-6MIO-S	7332-01885	5/16	5/8-18	2.94	1.69	1
G45597-0808S	8ACA-8MIO-S	7332-01895	13/32	3/4-18	3.13	1.88	1
G45597-1010S	10ACA-10MIO-S	7332-03355	1/2	7/8-14	3.62	2.37	1

Male Inverted O-Ring - 45° Bent Tube - Aluminum

O-Ring not included. Must be ordered separately.

Features Advantages: OEM quality couplings in 64 configurations.

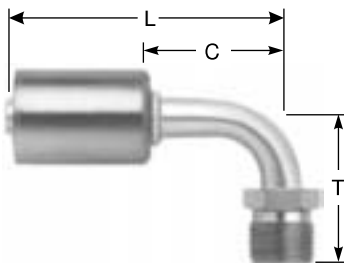


Part No.	Descr.	Prod. No.	⊖		T	L	C	Std. Pack
			"	"	"	"	"	
STANDARD PACK								
G45598-0606	6ACA-6MIO45	7332-03365	5/16	5/8-18	.75	3.03	1.78	1
G45598-0808	8ACA-8MIO45	7332-03375	13/32	3/4-18	1.00	3.41	2.16	1
G45598-1010	10ACA-10MIO45	7332-03385	1/2	7/8-14	1.25	3.97	2.72	1

Male Inverted O-Ring - 90° Bent Tube - Aluminum

O-Ring not included. Must be ordered separately.

Features Advantages: OEM quality couplings in 64 configurations.

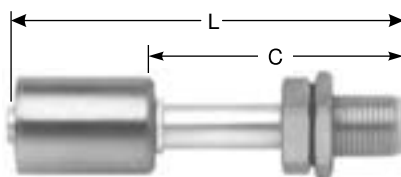


Part No.	Descr.	Prod. No.	⊖		T	L	C	Std. Pack
			"		"	"	"	
STANDARD PACK								
G45599-0606	6ACA-6MIO90	7332-00935	5/16	5/8-18	1.50	2.56	1.31	1
G45599-0808	8ACA-8MIO90	7332-00945	13/32	3/4-18	1.75	2.75	1.50	1
G45599-1010	10ACA-10MIO90	7332-00955	1/2	7/8-14	2.00	3.00	1.75	1

Male Inverted O-Ring Bulkhead - Aluminum

O-Ring not included. Must be ordered separately.

Features Advantages: OEM quality couplings in 64 configurations.



Part No.	Descr.	Prod. No.	⊖		L	C	Std. Pack
			"		"	"	
STANDARD PACK							
G45600-0606	6ACA-6MIOBKHD	7332-00965	5/16	5/8-18	4.00	2.75	1
G45600-0808	8ACA-8MIOBKHD	7332-00975	13/32	3/4-18	4.25	3.00	1
G45600-1010	10ACA-10MIOBKHD	7332-00985	1/2	7/8-14	4.44	3.19	1

EQUIPMENT

HOSE/CPLG. SELECTION

GLOBALSPIRAL COUPLINGS

PCM COUPLINGS

PCS COUPLINGS

PCM/PCS FERRULES

MEGACRIMP COUPLINGS

POWER CRIMP COUPLINGS

FIELD ATTACHABLE G1 & G2 COUPLINGS

LOW PRESSURE COUPLINGS

GLX COUPLINGS

POLARSEAL COUPLINGS

POWER STEERING

PCTS THERMO-PLASTIC COUPLINGS

ADAPTERS

ACCESSORIES

QUICK DISCONNECT COUPLERS

BALL VALVES

ASSEMBLY FABRICATION

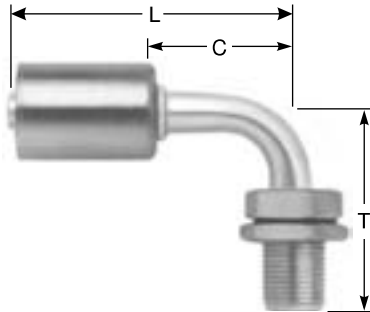



EQUIPMENT
HOSE/CPLG. SELECTION
GLOBALSPIRAL COUPLINGS
PCM COUPLINGS
PCS COUPLINGS
PCM/PCS FERRULES
MEGACRIMP COUPLINGS
POWER CRIMP COUPLINGS
FIELD ATTACHABLE G1 & G2 COUPLINGS
LOW PRESSURE COUPLINGS
GLX COUPLINGS
POLARSEAL COUPLINGS
POWER STEERING
PCTS THERMO-PLASTIC COUPLINGS
ADAPTERS
ACCESSORIES
QUICK DISCONNECT COUPLERS
BALL VALVES
ASSEMBLY FABRICATION

Male Inverted O-Ring Bulkhead - 90° Bent Tube - Aluminum

O-Ring not included. Must be ordered separately.

Features Advantages: OEM quality couplings in 64 configurations.





Part No.	Descr.	Prod. No.	⊖		T	L	C	Std. Pack
			"	"	"	"	"	
STANDARD PACK								
G45602-0606	6ACA-6MIOBKHD90	7332-00995	5/16	5/8-18	2.12	3.13	1.88	1
G45602-0808	8ACA-8MIOBKHD90	7332-01005	13/32	3/4-18	2.44	3.25	2.00	1
G45602-1010	10ACA-10MIOBKHD90	7332-01015	1/2	7/8-14	2.50	3.50	2.25	1

Male Inverted O-Ring with R134a Service Port - Aluminum

O-Ring not included. Must be ordered separately.

Features Advantages: OEM quality couplings in 64 configurations.

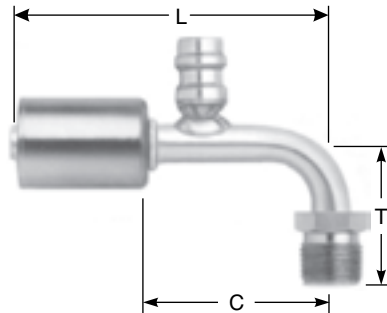


Part No.	Descr.	Prod. No.	⊖		L	C	Std. Pack
			"	"	"	"	
STANDARD PACK							
G45611-0606	6ACA-6MIO134SP	7332-03605	5/16	5/8-18	3.47	2.22	1
G45611-0808	8ACA-8MIO134SP	7332-03615	13/32	3/4-18	4.22	2.97	1
G45611-1010	10ACA-10MIO134SP	7332-03625	1/2	7/8-14	4.22	2.97	1
G45611-1212	12ACA-12MIO134SP	7332-03635	5/8	1 1/16-14	4.47	3.22	1

Male Inverted O-Ring with R134a Service Port - 90° Bent Tube - Aluminum

O-Ring not included. Must be ordered separately.

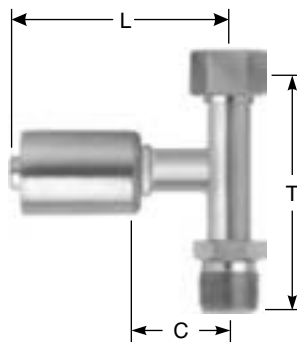
Features Advantages: OEM quality couplings in 64 configurations.



Part No.	Descr.	Prod. No.	⊖		T	L	C	Std. Pack
			"	"	"	"	"	
STANDARD PACK								
G45613-0606	6ACA-6MIO134SP90	7332-03645	5/16	5/8-18	1.50	3.59	2.34	1
G45613-0808	8ACA-8MIO134SP90	7332-03655	13/32	3/4-16	1.80	3.59	2.34	1
G45613-1010	10ACA-10MIO134SP90	7332-03665	1/2	7/8-14	2.00	3.85	2.60	1

Universal Tee O-Ring Splicer English Threads - Aluminum

Features Advantages: OEM quality couplings in 64 configurations.



Part No.	Descr.	Prod. No.	⊖		T	L	C	Std. Pack
			"	"	"	"	"	
STANDARD PACK								
G45614-0606	6ACA-6TORSP	7332-03675	5/16	5/8-18	2.47	2.50	1.25	1
G45614-0608	6ACA-8TORSP	7332-03685	5/16	3/4-16	2.97	2.62	1.37	1
G45614-1010	10ACA-10TORSP	7332-03695	1/2	7/8-14	3.53	2.75	1.50	1
G45614-1012	10ACA-12TORSP	7332-03705	1/2	1 1/16-14	4.10	2.94	1.69	1

EQUIPMENT

HOSE/CPLG. SELECTION

GLOBALSPIRAL COUPLINGS

PCM COUPLINGS

PCS COUPLINGS

PCM/PCS FERRULES

MEGACRIMP COUPLINGS

POWER CRIMP COUPLINGS

FIELD ATTACHABLE G1 & G2 COUPLINGS

LOW PRESSURE COUPLINGS

GLX COUPLINGS

POLARSEAL COUPLINGS

POWER STEERING

PCTS THERMO-PLASTIC COUPLINGS

ADAPTERS

ACCESSORIES

QUICK DISCONNECT COUPLERS

BALL VALVES


ASSEMBLY FABRICATION



EQUIPMENT
HOSE/CPLG. SELECTION
GLOBALSPIRAL COUPLINGS
PCM COUPLINGS
PCS COUPLINGS
PCM/PCS FERRULES
MEGACRIMP COUPLINGS
POWER CRIMP COUPLINGS
FIELD ATTACHABLE G1 & G2 COUPLINGS
LOW PRESSURE COUPLINGS
GLX COUPLINGS
POLARSEAL COUPLINGS
POWER STEERING
PCTS THERMO-PLASTIC COUPLINGS
ADAPTERS
ACCESSORIES
QUICK DISCONNECT COUPLERS
BALL VALVES
ASSEMBLY FABRICATION

Female (Ford) Spring Lock Tee O-Ring Splicer - Aluminum

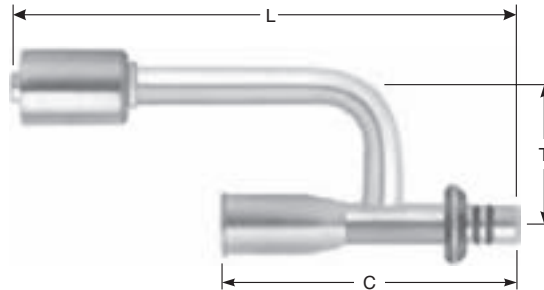
Features Advantages: OEM quality couplings in 64 configurations.



Part No.	Descr.	Prod. No.	⊖	T	L	C	Std. Pack
			"	"	"	"	
STANDARD PACK							
G45947-0608	6ACA-8FSLTORSP	7332-03735	5/16	1.72	5.13	3.88	1
G45947-1012	10ACA-12FSLTORSP	7332-03775	1/2	1.97	5.62	4.37	1

Female (Ford) Spring Lock Liquid Line Splicer - Aluminum

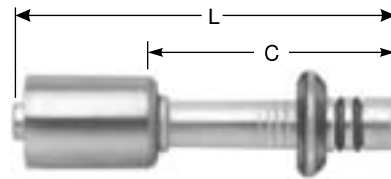
Features Advantages: OEM quality couplings in 64 configurations.



Part No.	Descr.	Prod. No.	⊖	T	L	C	Std. Pack
			"	"	"	"	
STANDARD PACK							
G45948-0608	6ACA-8FSLSP	7332-03715	5/16	1.75	5.13	3.88	1

Male (Ford) Spring Lock - Aluminum

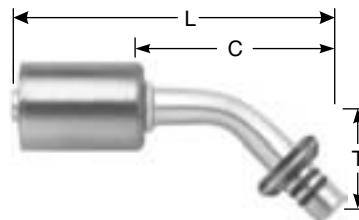
Features Advantages: OEM quality couplings in 64 configurations.



Part No.	Descr.	Prod. No.	⊖	L	C	Std. Pack
			"	"	"	
STANDARD PACK						
G45950-0606	6ACA-6MSL	7332-01055	5/16	3.81	2.56	1
G45950-0608	6ACA-8MSL	7332-01575	5/16	3.88	2.63	1
G45950-0808	8ACA-8MSL	7332-01065	13/32	3.88	2.63	1
G45950-1010	10ACA-10MSL	7332-01075	1/2	4.00	2.75	1
G45950-1210	12ACA-10MSL	7332-01585	5/8	4.00	2.75	1
G45950-1212	12ACA-12MSL	7332-01085	5/8	4.25	3.00	1

Male (Ford) Spring Lock - 45° Bent Tube - Aluminum

Features Advantages: OEM quality couplings in 64 configurations.



Part No.	Descr.	Prod. No.	⊖	T	L	C	Std. Pack
			"	"	"	"	
STANDARD PACK							
G45949-0606	6ACA-6MSL45	7332-03725	5/16	1.25	3.97	2.72	1
G45949-0608	6ACA-8MSL45	7332-03745	5/16	1.31	4.09	2.84	1
G45949-0808	8ACA-8MSL45	7332-03755	13/32	1.31	4.09	2.84	1
G45949-1010	10ACA-10MSL45	7332-03765	1/2	1.63	4.48	3.23	1
G45949-1210	12ACA-10MSL45	7332-03785	5/8	1.63	4.48	3.23	1
G45949-1212	12ACA-12MSL45	7332-03795	5/8	1.75	4.72	3.47	1

EQUIPMENT

HOSE/CPLG. SELECTION

GLOBALSPIRAL COUPLINGS

PCM COUPLINGS

PCS COUPLINGS

PCM/PCS FERRULES

MEGACRIMP COUPLINGS

POWER CRIMP COUPLINGS

FIELD ATTACHABLE G1 & G2 COUPLINGS

LOW PRESSURE COUPLINGS

GLX COUPLINGS

POLARSEAL COUPLINGS

POWER STEERING

PCTS THERMO-PLASTIC COUPLINGS

ADAPTERS

ACCESSORIES

QUICK DISCONNECT COUPLERS

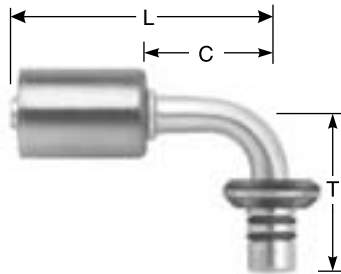
BALL VALVES

ASSEMBLY FABRICATION



Male (Ford) Spring Lock - 90° Bent Tube - Aluminum


Features Advantages: OEM quality couplings in 64 configurations.



Part No.	Descr.	Prod. No.	⊖	T	L	C	Std. Pack
			"	"	"	"	
STANDARD PACK							
G45951-0606	6ACA-6MSL90	7332-02135	5/16	2.19	2.88	1.63	1
G45951-0608	6ACA-8MSL90	7332-02185	5/16	2.38	3.12	1.88	1
G45951-0808	8ACA-8MSL90	7332-02145	13/32	2.38	2.94	1.69	1
G45951-1010	10ACA-10MSL90	7332-02155	1/2	2.50	1.95	1.89	1
G45951-1210	12ACA-10MSL90	7332-02175	5/8	2.50	3.13	1.89	1
G45951-1212	12ACA-12MSL90	7332-02165	5/8	2.38	3.69	2.44	1

Female (Ford) Spring Lock - Aluminum

Features Advantages: OEM quality couplings in 64 configurations.

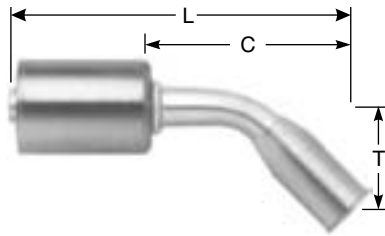


Part No.	Descr.	Prod. No.	⊖	L	C	Std. Pack
			"	"	"	
STANDARD PACK						
G45952-0606	6ACA-6FSL	7332-01095	5/16	3.81	2.56	1
G45952-0608	6ACA-8FSL	7332-01595	5/16	3.85	2.59	1
G45952-0808	8ACA-8FSL	7332-01105	13/32	3.88	2.63	1
G45952-1010	10ACA-10FSL	7332-01115	1/2	4.13	2.88	1
G45952-1210	12ACA-10FSL	7332-01605	5/8	4.28	3.10	1
G45952-1212	12ACA-12FSL	7332-01125	5/8	4.25	3.00	1

- EQUIPMENT
- HOSE/CPLG. SELECTION
- GLOBALSPIRAL COUPLINGS
- PCM COUPLINGS
- PCS COUPLINGS
- PCM/PCS FERRULES
- MEGACRIMP COUPLINGS
- POWER CRIMP COUPLINGS
- FIELD ATTACHABLE G1 & G2 COUPLINGS
- LOW PRESSURE COUPLINGS
- GLX COUPLINGS
- POLARSEAL COUPLINGS
- POWER STEERING
- PCTS THERMO-PLASTIC COUPLINGS
- ADAPTERS
- ACCESSORIES
- QUICK DISCONNECT COUPLERS
- BALL VALVES
- ASSEMBLY FABRICATION

Female (Ford) Spring Lock - 45° Bent Tube - Aluminum

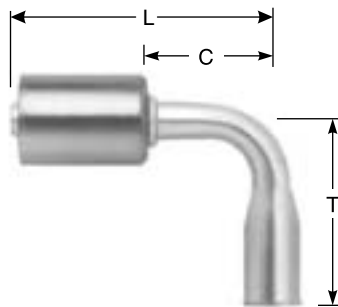
Features Advantages: OEM quality couplings in 64 configurations.



Part No.	Descr.	Prod. No.	⊖	T	L	C	Std. Pack
			"	"	"	"	
STANDARD PACK							
G45955-0606	6ACA-6FSL45	7332-03805	5/16	1.31	4.03	2.78	1
G45955-0608	6ACA-8FSL45	7332-03815	5/16	1.37	4.15	2.90	1
G45955-0808	8ACA-8FSL45	7332-03825	13/32	1.37	4.15	2.90	1
G45955-1010	10ACA-10FSL45	7332-03835	1/2	1.69	4.54	3.29	1
G45955-1210	12ACA-10FSL45	7332-03845	5/8	1.75	4.60	3.35	1
G45955-1212	12ACA-12FSL45	7332-03855	5/8	1.75	4.72	3.47	1

Female (Ford) Spring Lock - 90° Bent Tube - Aluminum

Features Advantages: OEM quality couplings in 64 configurations.



Part No.	Descr.	Prod. No.	⊖	T	L	C	Std. Pack
			"	"	"	"	
STANDARD PACK							
G45953-0606	6ACA-6FSL90	7332-02195	5/16	2.19	2.88	1.63	1
G45953-0608	6ACA-8FSL90	7332-02245	5/16	2.38	3.12	1.88	1
G45953-0808	8ACA-8FSL90	7332-02205	13/32	2.38	2.94	1.69	1
G45953-1010	10ACA-10FSL90	7332-02215	1/2	2.50	3.13	1.89	1
G45953-1210	12ACA-10FSL90	7332-02235	5/8	2.50	3.13	1.89	1
G45953-1212	12ACA-12FSL90	7332-02225	5/8	3.20	3.69	2.44	1

EQUIPMENT
HOSE/CPLG. SELECTION
GLOBALSPIRAL COUPLINGS
PCM COUPLINGS
PCS COUPLINGS
PCM/PCS FERRULES
MEGACRIMP COUPLINGS
POWER CRIMP COUPLINGS
FIELD ATTACHABLE G1 & G2 COUPLINGS
LOW PRESSURE COUPLINGS
GLX COUPLINGS
POLARSEAL COUPLINGS
POWER STEERING
PCTS THERMO-PLASTIC COUPLINGS
ADAPTERS
ACCESSORIES
QUICK DISCONNECT COUPLERS
BALL VALVES
ASSEMBLY FABRICATION



EQUIPMENT
HOSE/CPLG. SELECTION
GLOBALSPIRAL COUPLINGS
PCM COUPLINGS
PCS COUPLINGS
PCM/PCS FERRULES
MEGACRIMP COUPLINGS
POWER CRIMP COUPLINGS
FIELD ATTACHABLE G1 & G2 COUPLINGS
LOW PRESSURE COUPLINGS
GLX COUPLINGS
POLARSEAL COUPLINGS
POWER STEERING
PCTS THERMO-PLASTIC COUPLINGS
ADAPTERS
ACCESSORIES
QUICK DISCONNECT COUPLERS
BALL VALVES
ASSEMBLY FABRICATION

R12 Ferrules

Features Advantages: OEM quality couplings in 64 configurations.

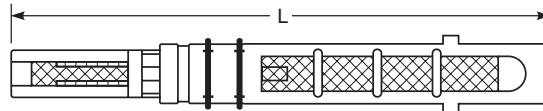


Part No.	Descr.	Prod. No.	Std. Pack
STANDARD PACK			
83930	6PCACF	7334-71305	1
83931	8PCACF	7334-71315	1
83932	10PCACF	7334-71325	1
83933	12PCACF	7334-71335	1

Inline Orifice Tube

Description: The orifice tube is found on an accumulator air conditioning system. It is the dividing point between high and low pressure sides of the refrigeration system. The orifice tube filters and restricts high-pressure refrigerant in the liquid line and meters refrigerant flow as a low-pressure liquid. It is located in the refrigerant line between the condenser outlet and the evaporator inlet. The tube should be replaced any time the air conditioning system is opened for service.

Features Advantages: OEM quality couplings in 64 configurations.



Part No.	Descr.	Prod. No.	L			Std. Pack
			"	"	mm	
STANDARD PACK						
G46010-1072	IOT-BLACK	7332-02815	.072	3.50	88.9	1
G46011-0072	IOT-BLUE	7332-02785	.072	3.50	88.9	1
G46011-0057	IOT-ORANGE	7332-02795	.057	3.50	88.9	1
G46011-0062	IOT-RED	7332-02805	.062	3.50	88.9	1
G46010-0072	IOT-WHITE	7332-02775	.072	3.50	88.9	1

O-Rings for PolarSeal® Couplings

Features Advantages: OEM quality couplings in 64 configurations.



Part No.	Descr.	Prod. No.	W		Std. Pack
			"	"	
STANDARD PACK					
G46098-0006	6ACOR	7332-01235	.30	.07	5
G46098-0008	8ACOR	7332-01245	.43	.07	5
G46098-0010	10ACOR	7332-01255	.55	.07	5



O-Rings for PolarSeal® Couplings - Cont'd

Part No.	Descr.	Prod. No.	⊖	W	Std. Pack
			"	"	
G46098-0012	12ACOR	7332-01265	.68	.07	5

Female Flareless Sleeve

Features Advantages: OEM quality couplings in 64 configurations.



Part No.	Descr.	Prod. No.	⊖ A1	Std. Pack
			"	
STANDARD PACK				
G46051-0006	6ACFFS	7332-04175	3/8	5
G46051-0008	8ACFFS	7332-04185	1/2	5
G46051-0010	10ACFFS	7332-04195	5/8	5
G46051-0012	12ACFFS	7332-04205	3/4	5

Metric Female Flareless Sleeve

Features Advantages: OEM quality couplings in 64 configurations.



Part No.	Descr.	Prod. No.	⊖	Std. Pack
			mm	
STANDARD PACK				
G46052-0008	8ACMFFS	7332-04215	8.0	5
G46052-0012	12ACMFFS	7332-04225	12.0	5
G46052-0014	14.5ACMFFS	7332-04235	14.5	5

EQUIPMENT

HOSE/CPLG. SELECTION

GLOBALSPIRAL COUPLINGS

PCM COUPLINGS

PCS COUPLINGS

PCM/PCS FERRULES

MEGACRIMP COUPLINGS

POWER CRIMP COUPLINGS

FIELD ATTACHABLE G1 & G2 COUPLINGS

LOW PRESSURE COUPLINGS

GLX COUPLINGS

POLARSEAL COUPLINGS

POWER STEERING

PCTS THERMO-PLASTIC COUPLINGS

ADAPTERS

ACCESSORIES

QUICK DISCONNECT COUPLERS

BALL VALVES

ASSEMBLY FABRICATION



Accumulator/Compressor Sealing Washer

Features Advantages: OEM quality couplings in 64 configurations.



Part No.	Descr.	Prod. No.		Std. Pack
			"	
STANDARD PACK				
G46092-0010	10CPWTK	7332-04035	5/8	1
G46091-0010	10CPWTN	7332-04015	5/8	1
G46090-0012	12ACMW	7332-04005	3/4	1
G46091-0012	12CPWTN	7332-04025	3/4	1

Valve Core

Features Advantages: OEM quality couplings in 64 configurations.



Part No.	Descr.	Prod. No.		Std. Pack
STANDARD PACK				
G46093-0000	.210VC	7332-04045	.210x36	1

Valve Cap for R12 Service Port



Features Advantages: OEM quality couplings in 64 configurations.

Part No.	Descr.	Prod. No.		Std. Pack
STANDARD PACK				
G46094-0004	4R12CAP	7332-04055	7/16-20	5


- EQUIPMENT
- HOSE/CPLG. SELECTION
- GLOBALSPIRAL COUPLINGS
- PCM COUPLINGS
- PCS COUPLINGS
- PCM/PCS FERRULES
- MEGACRIMP COUPLINGS
- POWER CRIMP COUPLINGS
- FIELD ATTACHABLE G1 & G2 COUPLINGS
- LOW PRESSURE COUPLINGS
- GLX COUPLINGS
- POLARSEAL COUPLINGS
- POWER STEERING
- PCTS THERMO-PLASTIC COUPLINGS
- ADAPTERS
- ACCESSORIES
- QUICK DISCONNECT COUPLERS
- BALL VALVES
- ASSEMBLY FABRICATION



Red High Side Cap R134a Port




Features Advantages: OEM quality couplings in 64 configurations.

Part No.	Descr.	Prod. No.		Std. Pack
STANDARD PACK				
G46095-0008	8HS134CAP	7332-04115	8	5

Blue Low Side Cap R314a Port




Features Advantages: OEM quality couplings in 64 configurations.

Part No.	Descr.	Prod. No.		Std. Pack
STANDARD PACK				
G46096-0008	8LS134CAP	7332-04125	8	1

O-Ring for Switch



Features Advantages: OEM quality couplings in 64 configurations.

Part No.	Descr.	Prod. No.		Std. Pack
STANDARD PACK				
G46097-0006	6SWOR	7332-04065	3/8	1

EQUIPMENT

HOSE/CPLG. SELECTION

GLOBALSPIRAL COUPLINGS

PCM COUPLINGS

PCS COUPLINGS

PCM/PCS FERRULES

MEGACRIMP COUPLINGS

POWER CRIMP COUPLINGS

FIELD ATTACHABLE G1 & G2 COUPLINGS

LOW PRESSURE COUPLINGS

GLX COUPLINGS

POLARSEAL COUPLINGS

POWER STEERING

PECTS THERMO-PLASTIC COUPLINGS

ADAPTERS

ACCESSORIES

QUICK DISCONNECT COUPLERS

BALL VALVES

ASSEMBLY FABRICATION



O-Ring for Ford Spring Lock

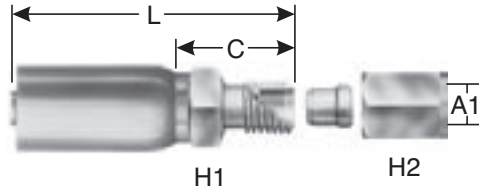
Features Advantages: OEM quality couplings in 64 configurations.



EQUIPMENT
HOSE/CPLG. SELECTION
GLOBALSPIRAL COUPLINGS
PCM COUPLINGS
PCS COUPLINGS
PCM/PCS FERRULES
MEGACRIMP COUPLINGS
POWER CRIMP COUPLINGS
FIELD ATTACHABLE G1 & G2 COUPLINGS
LOW PRESSURE COUPLINGS
GLX COUPLINGS
POLARSEAL COUPLINGS
POWER STEERING
PCTS THERMO-PLASTIC COUPLINGS
ADAPTERS
ACCESSORIES
QUICK DISCONNECT COUPLERS
BALL VALVES
ASSEMBLY FABRICATION

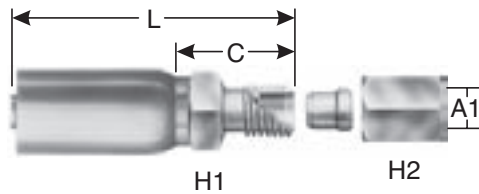
Part No.	Descr.	Prod. No.	⊖	Std. Pack
			"	
STANDARD PACK				
G46099-0006	6FSLOR	7332-04075	3/8	1
G46099-0008	8FSLOR	7332-04085	1/2	1
G46099-0010	10FSLOR	7332-04095	5/8	1
G46099-0012	12FSLOR	7332-04105	3/4	1

SAE Male Flareless (includes Sleeve and Nut)



Part No.	Descr.	Prod. No.	⊖		🌀	H1	H2	L		C		⊘ A1	Std. Pack
			"	mm				"	mm	"	mm		
STANDARD PACK													
G50510-0604	6PS-4MFA	7334-28615	3/8	9.5	7/16-20	11/16	9/16	2.37	60.2	1.00	25.3	1/4	1
G50510-0605	6PS-5MFA	7334-28625	3/8	9.5	1/2-20	11/16	5/8	2.37	60.2	1.00	25.3	5/16	1
G50510-0606	6PS-6MFA	7334-28635	3/8	9.5	5/8-18	11/16	11/16	2.39	60.7	1.01	25.7	3/8	5

SAE Metric Male Flareless (includes Sleeve and Nut)



Part No.	Descr.	Prod. No.	⊖		🌀	H1	H2	L		C		⊘ A1	Std. Pack
			"	mm				"	mm	"	mm		
STANDARD PACK													
G50510-0610	6PS-M10MFA	7334-28945	3/8	9.5	7/8-14	11/16	3/4	2.35	59.7	.97	24.7	10.0	1
G50510-0612	6PS-M12MFA	7334-28955	3/8	9.5	1 1/16-12	3/4	7/8	2.35	59.7	.97	24.7	12.0	1
G50510-0608	6PS-M8MFA	7334-28935	3/8	9.5	3/4-16	11/16	11/16	2.31	58.7	.93	23.7	8.0	1

EQUIPMENT

HOSE/CPLG. SELECTION

GLOBALSPIRAL COUPLINGS

PCM COUPLINGS

PCS COUPLINGS

PCM/PCS FERRULES

MEGACRIMP COUPLINGS

POWER CRIMP COUPLINGS

FIELD ATTACHABLE G1 & G2 COUPLINGS

LOW PRESSURE COUPLINGS

GLX COUPLINGS

POLARSEAL COUPLINGS

POWER STEERING

PCTS THERMO-PLASTIC COUPLINGS

ADAPTERS

ACCESSORIES

QUICK DISCONNECT COUPLERS

BALL VALVES


ASSEMBLY FABRICATION



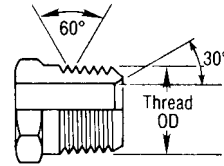
PCTS Thermoplastic Couplings (One-Piece)



Male Pipe (NPTF - 30° Cone Seat)



H1



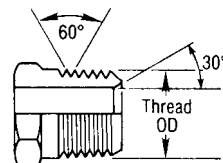
Part No.	Descr.	Prod. No.	⊖		🌀	H1	H2	L		C		Std. Pack
			"	mm				"	mm	"	mm	
STANDARD PACK												
G51100-0202	2PCTS-2MP	7336-11985	1/8	3.2	1/8-27	1/2	—	1.34	34.0	.74	18.8	1
G51100-0204	2PCTS-4MP	7336-11995	1/8	3.2	1/4-18	1/2	—	1.53	38.9	.93	23.6	1
G51100-0302	3PCTS-2MP	7336-12005	3/16	4.8	1/8-27	9/16	—	1.94	49.3	1.08	27.4	1
G51100-0304	3PCTS-4MP	7336-12015	3/16	4.8	1/4-18	11/16	—	2.13	54.1	1.27	32.2	1
G51100-0402	4PCTS-2MP	7336-12025	1/4	6.3	1/8-27	5/8	—	2.15	54.6	1.06	26.9	1
G51100-0404	4PCTS-4MP	7336-12035	1/4	6.3	1/4-18	11/16	—	2.34	59.4	1.25	31.8	1
G51100-0406	4PCTS-6MP	7336-12045	1/4	6.3	3/8-18	3/4	—	2.44	62.0	1.35	34.3	1
G51100-0504	5PCTS-4MP	7336-12055	5/16	7.9	1/4-18	11/16	—	2.36	59.9	1.07	27.2	1
G51100-0604	6PCTS-4MP	7336-12075	3/8	9.5	1/4-18	3/4	—	2.66	67.6	1.37	34.8	1
G51100-0606	6PCTS-6MP	7336-12085	3/8	9.5	3/8-18	3/4	—	2.66	67.6	1.37	34.8	1
G51100-0608	6PCTS-8MP	7336-12095	3/8	9.5	1/2-14	15/16	—	2.92	74.2	1.63	41.4	1
G51100-0808	8PCTS-8MP	7336-12105	1/2	12.7	1/2-14	15/16	—	3.13	79.5	1.48	37.6	1
G51100-1212	12PCTS-12MP	7336-00335	3/4	19.0	3/4-14	1 1/8	—	3.30	83.8	1.42	36.1	1
G51100-1616	16PCTS-16MP	7336-00365	1	25.4	1-11 1/2	1 3/8	—	3.94	—	1.60	40.6	1
BULK PACK												
G51100-0202X	2PCTS-2MPXBULK	7336-1198	1/8	3.2	1/8-27	1/2	—	1.34	34.0	.74	18.8	100
G51100-0302X	3PCTS-2MPXBULK	7336-1200	3/16	4.8	1/8-27	9/16	—	1.94	49.3	1.08	27.4	150
G51100-0304X	3PCTS-4MPXBULK	7336-1201	3/16	4.8	1/4-18	11/16	—	2.13	54.1	1.27	32.2	100
G51100-0402X	4PCTS-2MPXBULK	7336-1202	1/4	6.3	1/8-27	5/8	—	2.15	54.6	1.06	26.9	100
G51100-0404X	4PCTS-4MPXBULK	7336-1203	1/4	6.3	1/4-18	11/16	—	2.34	59.4	1.25	31.8	100
G51100-0406X	4PCTS-6MPXBULK	7336-1204	1/4	6.3	3/8-18	3/4	—	2.44	62.0	1.35	34.3	100
G51100-0606X	6PCTS-6MPXBULK	7336-1208	3/8	9.5	3/8-18	3/4	—	2.66	67.6	1.37	34.8	100
G51100-0608X	6PCTS-8MPXBULK	7336-1209	3/8	9.5	1/2-14	15/16	—	2.92	74.2	1.63	41.4	100
G51100-0808X	8PCTS-8MPXBULK	7336-1210	1/2	12.7	1/2-14	15/16	—	3.13	79.5	1.48	37.6	100
G51100-1212X	12PCTS-12MPXBULK	7336-0033	3/4	19.0	3/4-14	1 1/8	—	3.30	83.8	1.42	36.1	50

Male Pipe Swivel (NPTF - Without 30° Cone Seat)

NOT TO BE USED AS A LIVE SWIVEL.



H1 H2



Part No.	Descr.	Prod. No.	⊖		🌀	H1	H2	L		C		Std. Pack
			"	mm				"	mm	"	mm	
STANDARD PACK												
G51105-0202	2PCTS-2MPX	7337-11985	1/8	3.2	1/8-27	1/2	23/32	1.93	49.0	1.33	33.8	1

- EQUIPMENT
- HOSE/CPLG. SELECTION
- GLOBALSPIRAL COUPLINGS
- PCM COUPLINGS
- PCS COUPLINGS
- PCM/PCS FERRULES
- MEGACRIMP COUPLINGS
- POWER CRIMP COUPLINGS
- FIELD ATTACHABLE G1 & G2 COUPLINGS
- LOW PRESSURE COUPLINGS
- GLX COUPLINGS
- POLARSEAL COUPLINGS
- POWER STEERING
- PCTS THERMO-PLASTIC COUPLINGS**
- ADAPTERS
- ACCESSORIES
- QUICK DISCONNECT COUPLERS
- BALL VALVES
- ASSEMBLY FABRICATION

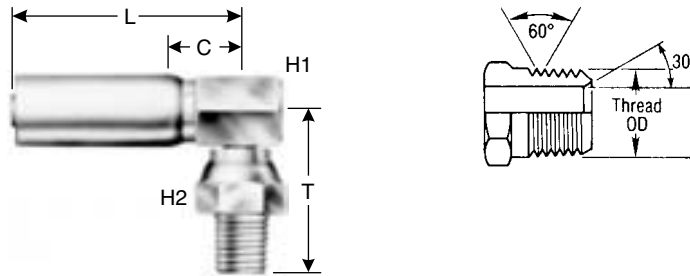


PCTS Thermoplastic Couplings (One-Piece)

Male Pipe Swivel (NPTF - Without 30° Cone Seat) - Cont'd

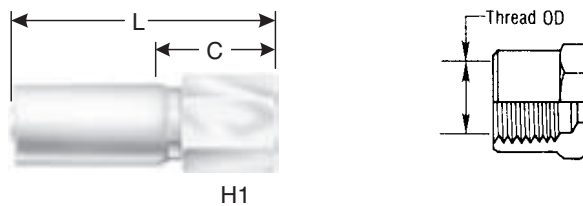
Part No.	Descr.	Prod. No.	⊖			H1		H2		L		C		Std. Pack
			"	mm		"	"	"	mm	"	mm			
G51105-0302	3PCTS-2MPX	7337-12005	3/16	4.8	1/8-27	23/32	23/32	2.50	63.5	1.50	38.1	1		
G51105-0304	3PCTS-4MPX	7337-12015	3/16	4.8	1/4-18	23/32	23/32	2.72	69.1	1.86	47.2	1		
G51105-0404	4PCTS-4MPX	7337-12025	1/4	6.3	1/4-18	5/8	23/32	2.84	72.1	1.78	45.2	1		
G51105-0504	5PCTS-4MPX	7337-12035	5/16	7.9	1/4-18	5/8	23/32	2.95	74.9	1.65	41.9	1		
G51105-0606	6PCTS-6MPX	7337-12045	3/8	9.5	3/8-18	3/4	3/4	3.20	81.3	1.91	48.5	1		
G51105-0808	8PCTS-8MPX	7337-12055	1/2	12.7	1/2-14	7/8	15/16	3.66	93.0	2.01	51.0	1		
G51105-1212	12PCTS-12MPX	7337-00915	3/4	19.0	3/4-14	1 1/8	1 1/8	3.90	99.1	2.02	51.3	1		
BULK PACK														
G51105-0302X	3PCTS-2MPX XBULK	7337-1200	3/16	4.8	1/8-27	23/32	23/32	2.50	63.5	1.50	38.1	150		

Male Pipe Swivel - 90° Block (NPTF - Without 30° Cone Seat)



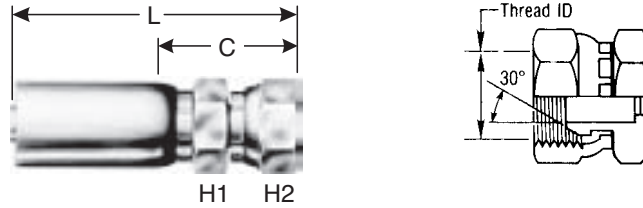
Part No.	Descr.	Prod. No.	⊖			H1		H2		T		L		C		Std. Pack
			"	mm		"	"	"	mm	"	mm	"	mm			
STANDARD PACK																
G51106-0404	4PCTS-4MPX90	7337-12105	1/4	6.3	1/4-18	5/8	11/16	1.67	42.4	2.31	58.8	.84	21.3	1		

Female Pipe (NPTF - Without 30° Cone Seat)



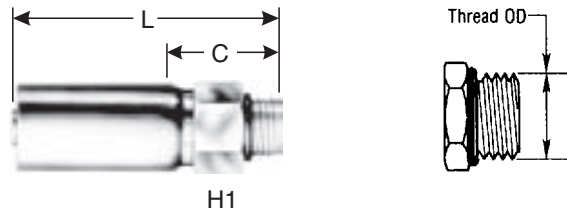
Part No.	Descr.	Prod. No.	⊖			H1		H2		L		C		Std. Pack
			"	mm		"	"	"	mm	"	mm			
STANDARD PACK														
G51110-0606	6PCTS-6FP	7337-01035	3/8	9.5	3/8-18	7/8	—	2.70	68.6	1.41	35.8	1		

Female Pipe Swivel (NPTF - 30° Cone Seat)



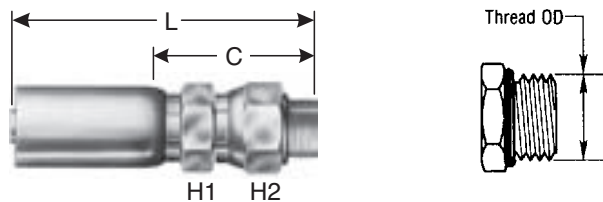
Part No.	Descr.	Prod. No.	⊖			H1	H2	L		C		Std. Pack
			"	mm		"	"	"	mm	"	mm	
STANDARD PACK												
G51111-0404	4PCTS-4FPX	7338-13305	1/4	6.3	1/4-18	5/8	3/4	2.38	60.5	1.32	33.5	1

Male O-Ring Boss



Part No.	Descr.	Prod. No.	⊖			H1	H2	L		C		Std. Pack
			"	mm		"	"	"	mm	"	mm	
STANDARD PACK												
G51120-0406	4PCTS-6MB	7336-12475	1/4	6.3	9/16-18	11/16	—	2.13	54.1	1.08	27.4	1
G51120-0606	6PCTS-6MB	7336-12505	3/8	9.5	9/16-18	3/4	—	2.49	63.2	1.20	30.5	1
G51120-0808	8PCTS-8MB	7336-12525	1/2	12.7	3/4-16	15/16	—	2.81	71.4	1.17	29.7	1

Male O-Ring Boss Swivel



Part No.	Descr.	Prod. No.	⊖			H1	H2	L		C		Std. Pack
			"	mm		"	"	"	mm	"	mm	
STANDARD PACK												
G51121-0606	6PCTS-6MBX	7337-12145	3/8	9.5	9/16-18	3/4	3/4	3.28	83.3	1.99	50.5	1
G51121-0808	8PCTS-8MBX	7337-12155	1/2	12.7	3/4-16	7/8	15/16	3.40	86.4	1.78	45.2	1

EQUIPMENT

HOSE/CPLG. SELECTION

GLOBALSPIRAL COUPLINGS

PCM COUPLINGS

PCS COUPLINGS

PCM/PCS FERRULES

MEGACRIMP COUPLINGS

POWER CRIMP COUPLINGS

FIELD ATTACHABLE G1 & G2 COUPLINGS

LOW PRESSURE COUPLINGS

GLX COUPLINGS

POLARSEAL COUPLINGS

POWER STEERING

PCTS THERMO-PLASTIC COUPLINGS

ADAPTERS

ACCESSORIES

QUICK DISCONNECT COUPLERS

BALL VALVES

ASSEMBLY FABRICATION



PCTS Thermoplastic Couplings (One-Piece)

EQUIPMENT

HOSE/CPLG. SELECTION

GLOBALSPIRAL COUPLINGS

PCM COUPLINGS

PCS COUPLINGS

PCM/PCS FERRULES

MEGACRIMP COUPLINGS

POWER CRIMP COUPLINGS

FIELD ATTACHABLE G1 & G2 COUPLINGS

LOW PRESSURE COUPLINGS

GLX COUPLINGS

POLARSEAL COUPLINGS

POWER STEERING

PCTS THERMO-PLASTIC COUPLINGS

ADAPTERS

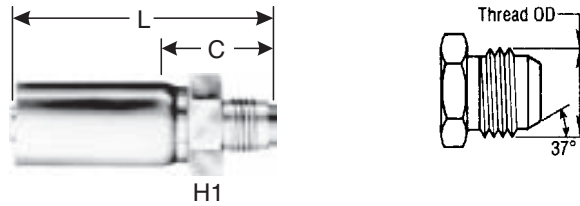
ACCESSORIES

QUICK DISCONNECT COUPLERS

BALL VALVES

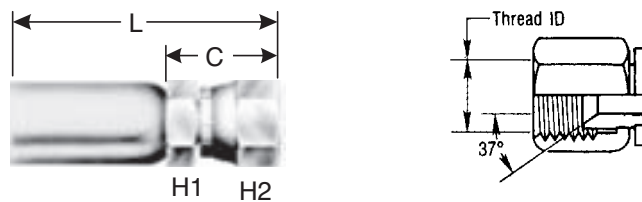
ASSEMBLY FABRICATION

Male JIC 37° Flare



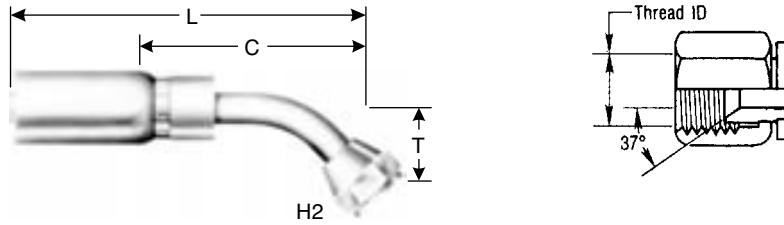
Part No.	Descr.	Prod. No.	⊖		🌀	H1	H2	L		C		Std. Pack
			"	mm		"	"	"	mm	"	mm	
STANDARD PACK												
G51165-0404	4PCTS-4MJ	7336-12315	1/4	6.3	7/16-20	5/8	—	2.29	58.2	1.23	31.2	1
G51165-0406	4PCTS-6MJ	7336-12335	1/4	6.3	9/16-18	11/16	—	2.30	58.4	1.24	31.5	1
G51165-0506	5PCTS-6MJ	7336-12355	5/16	7.9	9/16-18	11/16	—	2.36	59.9	1.06	26.9	1
G51165-0606	6PCTS-6MJ	7336-12365	3/8	9.5	9/16-18	3/4	—	2.66	67.6	1.36	34.5	1
G51165-0608	6PCTS-8MJ	7336-12375	3/8	9.5	3/4-16	13/16	—	2.75	69.8	1.46	37.1	1
G51165-0808	8PCTS-8MJ	7336-12385	1/2	12.7	3/4-16	7/8	—	3.02	76.7	1.32	33.5	1
G51165-1212	12PCTS-12MJ	7336-00345	3/4	19.0	1 1/16-12	1 1/8	—	3.43	87.1	1.54	39.1	1
BULK PACK												
G51165-0404X	4PCTS-4MJXBULK	7336-1231	1/4	6.3	7/16-20	5/8	—	2.29	58.2	1.23	31.2	100

Female JIC 37° Flare Swivel



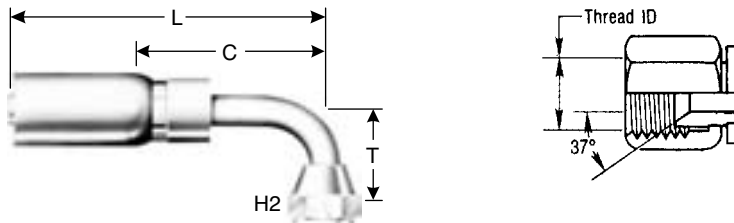
Part No.	Descr.	Prod. No.	⊖		🌀	H1	H2	L		C		Std. Pack
			"	mm		"	"	"	mm	"	mm	
STANDARD PACK												
G51170-0203	2PCTS-3FJX	7338-11985	1/8	3.2	3/8-24	1/2	9/16	1.65	41.9	1.05	26.7	1
G51170-0406	4PCTS-6FJX	7338-12045	1/4	6.3	9/16-18	5/8	3/4	2.55	64.8	1.50	38.1	1
G51170-0506	5PCTS-6FJX	7338-12065	5/16	7.9	9/16-18	5/8	3/4	2.61	66.3	1.32	33.5	1
G51170-0606	6PCTS-6FJX	7338-12075	3/8	9.5	9/16-18	3/4	3/4	2.91	73.9	1.62	41.1	1
G51170-0812	8PCTS-12FJX	7338-12175	1/2	12.7	1 1/16-12	1 1/8	1 1/4	3.34	84.8	1.70	43.2	1
G51170-1210	12PCTS-10FJX	7338-12185	3/4	19.0	7/8-14	1 1/8	1	3.55	90.2	1.66	42.2	1
G51170-1212	12PCTS-12FJX	7338-01605	3/4	19.0	1 1/16-12	1 1/8	1 1/4	3.48	88.4	1.60	40.6	1
G51170-1616	16PCTS-16FJX	7338-01615	1	25.4	1 5/16-12	1 3/8	1 1/2	4.00	101.6	1.66	42.2	1
BULK PACK												
G51170-0406X	4PCTS-6FJX XBULK	7338-1204	1/4	6.3	9/16-18	5/8	3/4	2.55	64.8	1.50	38.1	100
G51170-0506X	5PCTS-6FJX XBULK	7338-1206	5/16	7.9	9/16-18	5/8	3/4	2.61	66.3	1.32	33.5	100
G51170-0606X	6PCTS-6FJX XBULK	7338-1207	3/8	9.5	9/16-18	3/4	3/4	2.91	73.9	1.62	41.1	100
G51170-1212X	12PCTS-12FJX XBULK	7338-0160	3/4	19.0	1 1/16-12	1 1/8	1 1/4	3.48	88.4	1.60	40.6	75

Female JIC 37° Flare Swivel - 45° Bent Tube



Part No.	Descr.	Prod. No.	⊖		🌀	H1	H2	T		L		C		Std. Pack
			"	mm		"	"	"	mm	"	mm	"	mm	
STANDARD PACK														
G51175-0404	4PCTS-4FJX45	7338-12515	1/4	6.3	7/16-20	—	9/16	.33	8.4	2.61	66.3	1.55	39.4	1
G51175-0606	6PCTS-6FJX45	7338-12455	3/8	9.5	11/16-16	—	11/16	.39	9.9	3.12	79.2	1.82	46.2	1
G51176-0606	6PCTS-6FJX45M	7338-12505	3/8	9.5	11/16-16	—	11/16	.56	14.2	3.28	83.3	1.98	50.3	1
G51175-0608	6PCTS-8FJX45	7338-12465	3/8	9.5	3/4-16	—	7/8	.55	14.0	3.47	88.1	2.17	55.1	1
G51176-0608	6PCTS-8FJX45L	7338-12495	3/8	9.5	3/4-16	—	7/8	.69	17.5	3.61	91.7	2.31	58.7	1
G51175-1212	12PCTS-12FJX45	7338-01555	3/4	19.0	1 1/16-12	—	1 1/4	1.12	28.4	4.42	112.3	2.54	64.5	1

Female JIC 37° Flare Swivel - 90° Bent Tube



Part No.	Descr.	Prod. No.	⊖		🌀	H1	H2	T		L		C		Std. Pack
			"	mm		"	"	"	mm	"	mm	"	mm	
STANDARD PACK														
G51179-0304	3PCTS-4FJX90S	7338-12695	3/16	4.8	7/16-20	—	9/16	.78	19.8	2.45	62.2	1.58	40.1	1
G51179-0404	4PCTS-4FJX90S	7338-12725	1/4	6.3	7/16-20	—	9/16	.68	17.3	2.62	66.5	1.56	39.6	1
G51181-0506	5PCTS-6FJX90L	7338-12775	5/16	7.9	9/16-18	—	11/16	2.18	55.4	3.04	77.2	1.75	44.5	1
G51179-0506	5PCTS-6FJX90S	7338-12765	5/16	7.9	9/16-18	—	11/16	.85	21.6	2.86	72.6	1.56	39.6	1
G51181-0606	6PCTS-6FJX90L	7338-12795	3/8	9.5	11/16-16	—	11/16	2.18	55.4	3.25	82.5	1.95	49.5	1
G51179-0606	6PCTS-6FJX90S	7338-12785	3/8	9.5	11/16-16	—	11/16	.85	21.6	3.25	82.5	1.95	49.5	1
G51181-0608	6PCTS-8FJX90L	7338-12815	3/8	9.5	3/4-16	—	7/8	2.43	61.7	3.63	92.2	2.34	59.4	1
G51179-0608	6PCTS-8FJX90S	7338-12805	3/8	9.5	3/4-16	—	7/8	1.09	27.7	3.63	92.2	2.33	59.2	1
G51181-0808	8PCTS-8FJX90L	7338-12835	1/2	12.7	13/16-16	—	7/8	2.43	61.7	3.83	97.3	2.19	55.6	1
G51179-0808	8PCTS-8FJX90S	7338-12825	1/2	12.7	13/16-16	—	7/8	1.09	27.7	3.83	97.3	2.19	55.6	1
G51181-1212	12PCTS-12FJX90L	7338-01515	3/4	19.0	1 1/16-12	—	1 1/4	3.73	94.7	3.96	100.6	2.07	52.6	1
G51179-1212	12PCTS-12FJX90S	7338-01505	3/4	19.0	1 1/16-12	—	1 1/4	2.31	58.7	3.96	100.6	2.07	52.6	1
BULK PACK														
G51179-0304X	3PCTS-4FJX90SXBULK	7338-1269	3/16	4.8	7/16-20	—	9/16	.78	19.8	2.45	62.2	1.58	40.1	350

EQUIPMENT
HOSE/CPLG. SELECTION
GLOBALSPIRAL COUPLINGS
PCM COUPLINGS
PCS COUPLINGS
PCM/PCS FERRULES
MEGACRIMP COUPLINGS
POWER CRIMP COUPLINGS
FIELD ATTACHABLE G1 & G2 COUPLINGS
LOW PRESSURE COUPLINGS
GLX COUPLINGS
POLARSEAL COUPLINGS
POWER STEERING
PCTS THERMO-PLASTIC COUPLINGS
ADAPTERS
ACCESSORIES
QUICK DISCONNECT COUPLERS
BALL VALVES
ASSEMBLY FABRICATION



PCTS Thermoplastic Couplings (One-Piece)

EQUIPMENT

HOSE/CPLG. SELECTION

GLOBALSPIRAL COUPLINGS

PCM COUPLINGS

PCS COUPLINGS

PCM/PCS FERRULES

MEGACRIMP COUPLINGS

POWER CRIMP COUPLINGS

FIELD ATTACHABLE G1 & G2 COUPLINGS

LOW PRESSURE COUPLINGS

GLX COUPLINGS

POLARSEAL COUPLINGS

POWER STEERING

PCTS THERMO-PLASTIC COUPLINGS

ADAPTERS

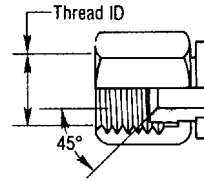
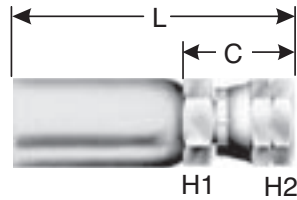
ACCESSORIES

QUICK DISCONNECT COUPLERS

BALL VALVES

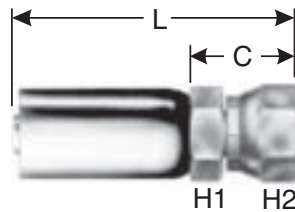
ASSEMBLY FABRICATION

Female SAE 45° Flare Swivel



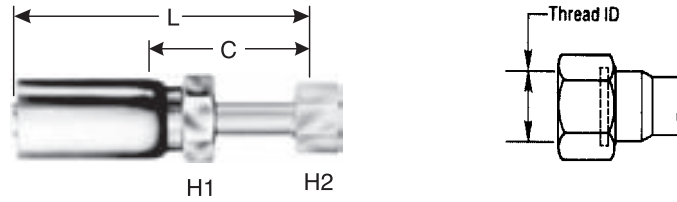
Part No.	Descr.	Prod. No.	⊖		🌀	H1	H2	L		C		Std. Pack
			"	mm		"	"	"	mm	"	mm	
STANDARD PACK												
G51200-0606	6PCTS-6FSX	7338-12145	3/8	9.5	5/8-18	3/4	13/16	2.92	74.2	1.62	41.1	1
G51200-1212	12PCTS-12FSX	7338-01705	3/4	19.0	1 1/16-14	1 1/8	1 1/4	3.48	88.4	1.60	40.6	1

Dual Seat Female JIC 37°/SAE 45° Flare Swivel - 45° Bent Tube



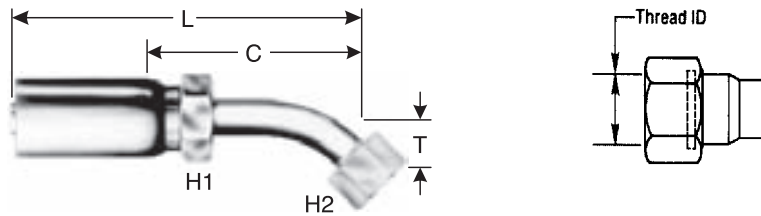
Part No.	Descr.	Prod. No.	⊖		🌀	H1	H2	L		C		Std. Pack
			"	mm		"	"	"	mm	"	mm	
STANDARD PACK												
G51210-0204	2PCTS-4FJSX	7338-11995	1/8	3.2	7/16-20	1/2	5/8	1.73	43.9	1.12	28.4	1
G51210-0304	3PCTS-4FJSX	7338-12005	3/16	4.8	7/16-20	9/16	5/8	2.23	56.6	1.16	29.5	1
G51210-0404	4PCTS-4FJSX	7338-12025	1/4	6.3	7/16-20	5/8	5/8	2.53	64.3	1.47	37.3	1
G51210-0405	4PCTS-5FJSX	7338-12035	1/4	—	1/2-20	5/8	3/4	2.56	65.0	1.51	38.4	1
G51210-0505	5PCTS-5FJSX	7338-12055	5/16	7.9	1/2-20	5/8	3/4	2.62	66.5	1.33	33.8	1
G51210-0608	6PCTS-8FJSX	7338-12085	3/8	9.5	3/4-16	3/4	15/16	2.89	73.4	1.60	40.6	1
G51210-0808	8PCTS-8FJSX	7338-12095	1/2	12.7	3/4-16	7/8	15/16	3.25	82.5	1.61	40.9	1
G51210-0810	8PCTS-10FJSX	7338-12105	1/2	—	7/8-14	7/8	1	3.24	82.3	1.60	40.6	1
BULK PACK												
G51210-0204X	2PCTS-4FJSX XBULK	7338-1199	1/8	3.2	7/16-20	1/2	5/8	1.73	43.9	1.12	28.4	300
G51210-0304X	3PCTS-4FJSX XBULK	7338-1200	3/16	4.8	7/16-20	9/16	5/8	2.23	56.6	1.16	29.5	300
G51210-0404X	4PCTS-4FJSX XBULK	7338-1202	1/4	6.3	7/16-20	5/8	5/8	2.53	64.3	1.47	37.3	100
G51210-0608X	6PCTS-8FJSX XBULK	7338-1208	3/8	9.5	3/4-16	3/4	15/16	2.89	73.4	1.60	40.6	100
G51210-0808X	8PCTS-8FJSX XBULK	7338-1209	1/2	12.7	3/4-16	7/8	15/16	3.25	82.5	1.61	40.9	100
G51210-0810X	8PCTS-10FJSX XBULK	7338-1210	1/2	—	7/8-14	7/8	1	3.24	82.3	1.60	40.6	100

Female Flat-Face Swivel



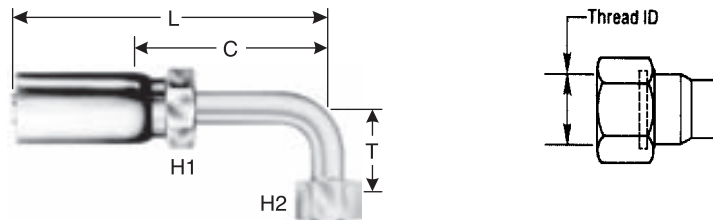
Part No.	Descr.	Prod. No.	⊖			H1	H2	L		C		Std. Pack
			"	mm				"	mm	"	mm	
STANDARD PACK												
G51230-0404	4PCTS-4FFORX	7338-12995	1/4	6.3	9/16-18	5/8	11/16	2.52	64.0	1.45	36.8	1
G51230-0406	4PCTS-6FFORX	7338-12985	1/4	6.3	11/16-16	3/4	13/16	2.68	68.1	1.62	41.1	1
G51230-0606	6PCTS-6FFORX	7338-13005	3/8	9.5	11/16-16	3/4	13/16	2.87	72.9	1.58	40.1	1
G51230-0808	8PCTS-8FFORX	7338-13015	1/2	12.7	13/16-16	7/8	15/16	3.23	82.0	1.59	40.4	1

Female Flat-Face Swivel - 45° Bent Tube



Part No.	Descr.	Prod. No.	⊖			H1	H2	T		L		C		Std. Pack
			"	mm				"	mm	"	mm	"	mm	
STANDARD PACK														
G51235-0404	4PCTS-4FFORX45	7338-13045	1/4	6.3	9/16-18	5/8	11/16	.41	10.4	2.87	72.9	1.81	46.0	1
G51235-0606	6PCTS-6FFORX45	7338-13055	3/8	9.5	11/16-16	3/4	13/16	.43	10.9	3.35	85.1	2.06	52.3	1
G51235-0808	8PCTS-8FFORX45	7338-13065	1/2	12.7	13/16-16	7/8	15/16	.59	15.0	4.03	102.4	2.39	60.7	1

Female Flat-Face Swivel - 90° Bent Tube




Part No.	Descr.	Prod. No.	⊖			H1	H2	T		L		C		Std. Pack
			"	mm				"	mm	"	mm	"	mm	
STANDARD PACK														
G51241-0404	4PCTS-4FFORX90L	7338-13205	1/4	6.3	9/16-18	5/8	11/16	1.80	45.7	2.62	66.5	1.56	39.6	1
G51239-0404	4PCTS-4FFORX90S	7338-13105	1/4	6.3	9/16-18	5/8	11/16	.82	20.8	2.62	66.5	1.56	39.6	1
G51239-0606	6PCTS-6FFORX90S	7338-13115	3/8	9.5	11/16-16	3/4	13/16	.90	22.9	3.18	80.8	1.88	47.8	1
G51241-0808	8PCTS-8FFORX90L	7338-13245	1/2	12.7	13/16-16	7/8	15/16	2.51	63.8	3.75	95.2	2.11	53.6	1

EQUIPMENT
HOSE/CPLG. SELECTION
GLOBALSPIRAL COUPLINGS
PCM COUPLINGS
PCS COUPLINGS
PCM/PCS FERRULES
MEGACRIMP COUPLINGS
POWER CRIMP COUPLINGS
FIELD ATTACHABLE G1 & G2 COUPLINGS
LOW PRESSURE COUPLINGS
GLX COUPLINGS
POLARSEAL COUPLINGS
POWER STEERING
PCTS THERMO-PLASTIC COUPLINGS
ADAPTERS
ACCESSORIES
QUICK DISCONNECT COUPLERS
BALL VALVES
ASSEMBLY FABRICATION

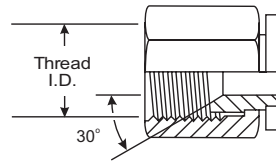
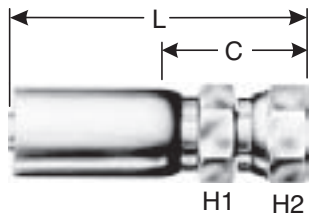



PCTS Thermoplastic Couplings (One-Piece)

Female Flat-Face Swivel - 90° Bent Tube - Cont'd

Part No.	Descr.	Prod. No.	⊖			H1	H2	T		L		C		Std. Pack
			"	mm		"	"	"	mm	"	mm	"	mm	
G51239-0808	8PCTS-8FFORX90S	7338-13125	1/2	12.7	13/16-16	7/8	15/16	1.15	29.2	3.69	93.7	2.05	52.1	1

Female Japanese Industrial Standard Swivel



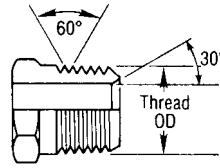
Part No.	Descr.	Prod. No.	⊖			H1	H2	L		C		Std. Pack
			"	mm		"	"	"	mm	"	mm	
STANDARD PACK												
G51930-0404	4PCTS-4FJISX	7338-01645	1/4	6.3	1/4-19	5/8	3/4	2.57	65.3	1.52	38.6	1
G51930-0606	6PCTS-6FJISX	7338-01655	3/8	9.5	3/8-19	3/4	7/8	2.75	69.8	1.46	37.1	1
G51930-0808	8PCTS-8FJISX	7338-01665	1/2	12.7	1/2-14	7/8	1 1/16	3.27	83.0	1.62	41.1	1


- EQUIPMENT
- HOSE/CPLG. SELECTION
- GLOBALSPIRAL COUPLINGS
- PCM COUPLINGS
- PCS COUPLINGS
- PCM/PCS FERRULES
- MEGACRIMP COUPLINGS
- POWER CRIMP COUPLINGS
- FIELD ATTACHABLE G1 & G2 COUPLINGS
- LOW PRESSURE COUPLINGS
- GLX COUPLINGS
- POLARSEAL COUPLINGS
- POWER STEERING
- PCTS THERMO-PLASTIC COUPLINGS**
- ADAPTERS
- ACCESSORIES
- QUICK DISCONNECT COUPLERS
- BALL VALVES
- ASSEMBLY FABRICATION



Male Pipe NPTF Plug

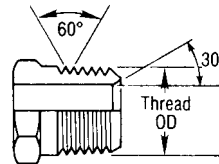
For use up to SAE 100R2 maximum working pressure.




Part No.	Descr.	Prod. No.		Std. Pack
G60102-0002	2MP-PLUG	7259-22815	1/8-27	1
G60102-0004	4MP-PLUG	7259-22825	1/4-18	1
G60102-0006	6MP-PLUG	7259-22835	3/8-18	1
G60102-0008	8MP-PLUG	7259-22845	1/2-14	1
G60102-0012	12MP-PLUG	7259-22855	3/4-14	1
G60102-0016	16MP-PLUG	7259-22865	1-11 1/2	1
G60102-0020	20MP-PLUG	7259-22875	1 1/4-11 1/2	1
G60102-0024	24MP-PLUG	7259-24395	1 1/2-11 1/2	1
G60102-0032	32MP-PLUG	7259-32765	2-11 1/2	1

Male Pipe NPTF to Male Pipe NPTF

For use up to SAE 100R2 maximum working pressure.



Part No.	Descr.	Prod. No.			Std. Pack
			"	"	
G60110-0202	2MP-2MP	7259-23695	1/8-27	1/8-27	1
G60110-0402	4MP-2MP	7259-23705	1/4-18	1/8-27	1
G60110-0404	4MP-4MP	7259-23715	1/4-18	1/4-18	1
G60110-0602	6MP-2MP	7259-06455	3/8-18	1/8-27	1
G60110-0604	6MP-4MP	7259-23725	3/8-18	1/4-18	1
G60110-0606	6MP-6MP	7259-23735	3/8-18	3/8-18	1
G60110-0804	8MP-4MP	7259-23745	1/2-14	1/4-18	1
G60110-0806	8MP-6MP	7259-23755	1/2-14	3/8-18	1
G60110-0808	8MP-8MP	7259-23765	1/2-14	1/2-14	1
G60110-1204	12MP-4MP	7259-07405	3/4-14	1/4-18	1
G60110-1206	12MP-6MP	7259-06395	3/4-14	3/8-18	1
G60110-1208	12MP-8MP	7259-23775	3/4-14	1/2-14	1
G60110-1212	12MP-12MP	7259-23785	3/4-14	3/4-14	1
G60110-1606	16MP-6MP	7259-07325	1-11 1/2	3/8-18	1
G60110-1608	16MP-8MP	7259-06235	1-11 1/2	1/2-14	1
G60110-1612	16MP-12MP	7259-23795	1-11 1/2	3/4-14	1
G60110-1616	16MP-16MP	7259-23805	1-11 1/2	1-11 1/2	1
G60110-2012	20MP-12MP	7259-08015	1 1/4-11 1/2	3/4-14	1
G60110-2016	20MP-16MP	7259-05875	1 1/4-11 1/2	1-11 1/2	1
G60110-2020	20MP-20MP	7259-23815	1 1/4-11 1/2	1 1/4-11 1/2	1
G60110-2412	24MP-12MP	7259-08545	1 1/2-11 1/2	3/4-14	1
G60110-2416	24MP-16MP	7259-08025	1 1/2-11 1/2	1-11 1/2	1

EQUIPMENT

HOSE/CPLG. SELECTION

GLOBALSPIRAL COUPLINGS

PCM COUPLINGS

PCS COUPLINGS

PCM/PCS FERRULES

MEGACRIMP COUPLINGS

POWER CRIMP COUPLINGS

FIELD ATTACHABLE G1 & G2 COUPLINGS

LOW PRESSURE COUPLINGS

GLX COUPLINGS

POLARSEAL COUPLINGS

POWER STEERING

PCTS THERMO-PLASTIC COUPLINGS

ADAPTERS

ACCESSORIES


QUICK DISCONNECT COUPLERS

BALL VALVES

ASSEMBLY FABRICATION

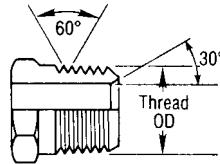



Male Pipe NPTF to Male Pipe NPTF - Cont'd

Part No.	Descr.	Prod. No.			Std. Pack
			"	"	
G60110-2420	24MP-20MP	7259-08125	1 1/2-11 1/2	1 1/4-11 1/2	1
G60110-2424	24MP-24MP	7259-23825	1 1/2-11 1/2	1 1/2-11 1/2	1
G60110-3224	32MP-24MP	7259-08555	2-11 1/2	1 1/2-11 1/2	1
G60110-3232	32MP-32MP	7259-23835	2-11 1/2	2-11 1/2	1

Male Pipe NPTF to Male Pipe NPTF - 90°

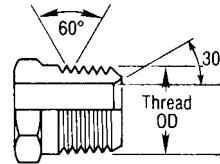
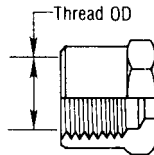
For use up to SAE 100R2 maximum working pressure.




Part No.	Descr.	Prod. No.		Std. Pack
G60115-0202	2MP-2MP90	7259-25205	1/8-27	1
G60115-0404	4MP-4MP90	7259-25215	1/4-18	1
G60115-0604	6MP-4MP90	7259-70755	3/8-18	1
G60115-0606	6MP-6MP90	7259-25225	3/8-18	1
G60115-0804	8MP-4MP90	7259-08565	1/2-14	1
G60115-0806	8MP-6MP90	7259-70855	1/2-14	1
G60115-0808	8MP-8MP90	7259-25235	1/2-14	1
G60115-1208	12MP-8MP90	7259-05725	3/4-14	1
G60115-1212	12MP-12MP90	7259-25245	3/4-14	1
G60115-1612	16MP-12MP90	7259-09835	1-11 1/2	1
G60115-1616	16MP-16MP90	7259-25255	1-11 1/2	1
G60115-2020	20MP-20MP90	7259-08575	1 1/4-11 1/2	1
G60115-2424	24MP-24MP90	7259-07155	1 1/2-11 1/2	1

Male Pipe NPTF to Female Pipe NPTF Reducer Bushing - Short


For use up to SAE 100R2 maximum working pressure.



Part No.	Descr.	Prod. No.		Std. Pack
G60130-0402	4MP-2FPS	7259-22595	1/4-18	1
G60130-0602	6MP-2FPS	7259-22605	3/8-18	1
G60130-0604	6MP-4FPS	7259-22615	3/8-18	1
G60130-0802	8MP-2FPS	7259-05815	1/2-14	1
G60130-0804	8MP-4FPS	7259-22635	1/2-14	1
G60130-0806	8MP-6FPS	7259-22645	1/2-14	1

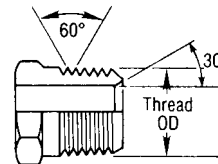
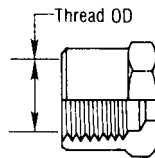



Male Pipe NPTF to Female Pipe NPTF Reducer Bushing - Short - Cont'd

Part No.	Descr.	Prod. No.		Std. Pack
G60130-1202	12MP-2FPS	7259-07335	3/4-14	1
G60130-1204	12MP-4FPS	7259-22665	3/4-14	1
G60130-1206	12MP-6FPS	7259-22675	3/4-14	1
G60130-1208	12MP-8FPS	7259-22685	3/4-14	1
G60130-1602	16MP-2FPS	7259-08585	1-11 1/2	1
G60130-1604	16MP-4FPS	7259-05355	1-11 1/2	1
G60130-1606	16MP-6FPS	7259-06665	1-11 1/2	1
G60130-1608	16MP-8FPS	7259-22725	1-11 1/2	1
G60130-1612	16MP-12FPS	7259-22735	1-11 1/2	1
G60130-2004	20MP-4FPS	7259-07475	1 1/4-11 1/2	1
G60130-2006	20MP-6FPS	7259-08595	1 1/4-11 1/2	1
G60130-2008	20MP-8FPS	7259-05525	1 1/4-11 1/2	1
G60130-2012	20MP-12FPS	7259-22755	1 1/4-11 1/2	1
G60130-2016	20MP-16FPS	7259-22765	1 1/4-11 1/2	1
G60130-2412	24MP-12FPS	7259-22785	1 1/2-11 1/2	1
G60130-2416	24MP-16FPS	7259-22795	1 1/2-11 1/2	1
G60130-2420	24MP-20FPS	7259-22805	1 1/2-11 1/2	1
G60130-3220	32MP-20FPS	7259-05425	2-11 1/2	1
G60130-3224	32MP-24FPS	7259-32825	2-11 1/2	1

Male Pipe NPTF to Female Pipe NPTF Increasing Bushing - Long

For use up to SAE 100R2 maximum working pressure.



Part No.	Descr.	Prod. No.			Std. Pack
			"	"	
G60132-0204	2MP-4FPL	7259-25365	1/8-27	1/4-18	1
G60132-0206	2MP-6FPL	7259-08365	1/8-27	3/8-18	1
G60132-0402	4MP-2FPL	7259-08615	1/4-18	1/8-27	1
G60132-0404	4MP-4FPL	7259-00475	1/4-18	1/4-18	1
G60132-0406	4MP-6FPL	7259-25385	1/4-18	3/8-18	1
G60132-0408	4MP-8FPL	7259-05515	1/4-18	1/2-14	1
G60132-0604	6MP-4FPL	7259-05025	3/8-18	1/4-18	1
G60132-0606	6MP-6FPL	7259-00535	3/8-18	3/8-18	1
G60132-0608	6MP-8FPL	7259-25415	3/8-18	1/2-14	1
G60132-0612	6MP-12FPL	7259-07745	3/8-18	3/4-14	1
G60132-0808	8MP-8FPL	7259-05175	1/2-14	1/2-14	1
G60132-0812	8MP-12FPL	7259-25435	1/2-14	3/4-14	1
G60132-0816	8MP-16FPL	7259-07755	1/2-14	1-11 1/2	1
G60132-1208	12MP-8FPL	7259-00315	3/4-14	1/2-14	1
G60132-1212	12MP-12FPL	7259-06545	3/4-14	3/4-14	1
G60132-1216	12MP-16FPL	7259-25455	3/4-14	1-11 1/2	1
G60132-1612	16MP-12FPL	7259-05735	1-11 1/2	3/4-14	1
G60132-1616	16MP-16FPL	7259-08635	1-11 1/2	1-11 1/2	1

EQUIPMENT

HOSE/CPLG. SELECTION

GLOBALSPIRAL COUPLINGS

PCM COUPLINGS

PCS COUPLINGS

PCM/PCS FERRULES

MEGACRIMP COUPLINGS

POWER CRIMP COUPLINGS

FIELD ATTACHABLE G1 & G2 COUPLINGS

LOW PRESSURE COUPLINGS

GLX COUPLINGS

POLARSEAL COUPLINGS

POWER STEERING

PCTS THERMO-PLASTIC COUPLINGS

ADAPTERS

ACCESSORIES

QUICK DISCONNECT COUPLERS


BALL VALVES

ASSEMBLY FABRICATION



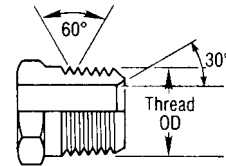
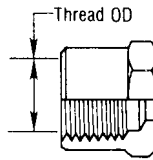
EQUIPMENT
HOSE/CPLG. SELECTION
GLOBALSPIRAL COUPLINGS
PCM COUPLINGS
PCS COUPLINGS
PCM/PCS FERRULES
MEGACRIMP COUPLINGS
POWER CRIMP COUPLINGS
FIELD ATTACHABLE G1 & G2 COUPLINGS
LOW PRESSURE COUPLINGS
GLX COUPLINGS
POLARSEAL COUPLINGS
POWER STEERING
PCTS THERMO-PLASTIC COUPLINGS
ADAPTERS
ACCESSORIES
QUICK DISCONNECT COUPLERS
BALL VALVES
ASSEMBLY FABRICATION


Male Pipe NPTF to Female Pipe NPTF Increasing Bushing - Long - Cont'd

Part No.	Descr.	Prod. No.			Std. Pack
			"	"	
G60132-1620	16MP-20FPL	7259-25475	1-11 1/2	1 1/4-11 1/2	1
G60132-1624	16MP-24FPL	7259-08645	1-11 1/2	1 1/2-11 1/2	1
G60132-2020	20MP-20FPL	7259-07345	1 1/4-1 1/2	1 1/4-1 1/2	1
G60132-2024	20MP-24FPL	7259-25495	1 1/4-11 1/2	1 1/2-11 1/2	1
G60132-2432	24MP-32FPL	7259-07765	1 1/2-11 1/2	2-11 1/2	1

Male Pipe NPTF to Female Pipe NPTF - 90°

For use up to SAE 100R2 maximum working pressure.

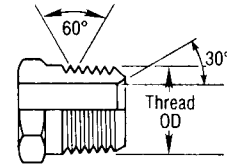
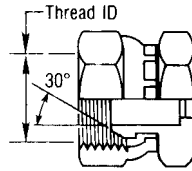



Part No.	Descr.	Prod. No.			Std. Pack
			"	"	
G60136-0202	2MP-2FP90	7259-24105	1/8-27	1/8-27	1
G60136-0204	2MP-4FP90	7259-32835	1/8-27	1/4-18	1
G60136-0402	4MP-2FP90	7259-32845	1/4-18	1/8-27	1
G60136-0404	4MP-4FP90	7259-24115	1/4-18	1/4-18	1
G60136-0406	4MP-6FP90	7259-32855	1/4-18	3/8-18	1
G60136-0604	6MP-4FP90	7259-32865	3/8-18	1/4-18	1
G60136-0606	6MP-6FP90	7259-24125	3/8-18	3/8-18	1
G60136-0608	6MP-8FP90	7259-32875	3/8-18	1/2-14	1
G60136-0804	8MP-4FP90	7259-08655	1/2-14	1/4-18	1
G60136-0806	8MP-6FP90	7259-32885	1/2-14	3/8-18	1
G60136-0808	8MP-8FP90	7259-24135	1/2-14	1/2-14	1
G60136-0812	8MP-12FP90	7259-32895	1/2-14	3/4-14	1
G60136-1208	12MP-8FP90	7259-32905	3/4-14	1/2-14	1
G60136-1212	12MP-12FP90	7259-24145	3/4-14	3/4-14	1
G60136-1216	12MP-16FP90	7259-08375	3/4-14	1-11 1/2	1
G60136-1612	16MP-12FP90	7259-08155	1-11 1/2	3/4-14	1
G60136-1616	16MP-16FP90	7259-24155	1-11 1/2	1-11 1/2	1
G60136-2016	20MP-16FP90	7259-08665	1 1/4-11 1/2	1-11 1/2	1
G60136-2020	20MP-20FP90	7259-24165	1 1/4-11 1/2	1 1/4-11 1/2	1
G60136-2424	24MP-24FP90	7259-24175	1 1/2-11 1/2	1 1/2-11 1/2	1
G60136-3232	32MP-32FP90	7259-24185	2-11 1/2	2-11 1/2	1



Male Pipe NPTF to Female Pipe Swivel NPSM

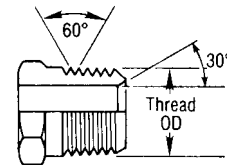
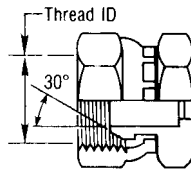
For use up to SAE 100R2 maximum working pressure.




Part No.	Descr.	Prod. No.			Std. Pack
			"	"	
G60140-0202	2MP-2FPX	7259-00735	1/8-27	1/8-27	1
G60140-0204	2MP-4FPX	7259-10635	1/8-27	1/4-18	1
G60140-0402	4MP-2FPX	7259-05095	1/4-18	1/8-27	1
G60140-0404	4MP-4FPX	7259-00775	1/4-18	1/4-18	1
G60140-0406	4MP-6FPX	7259-10455	1/4-18	3/8-18	1
G60140-0408	4MP-8FPX	7259-07355	1/4-18	1/2-14	1
G60140-0604	6MP-4FPX	7259-10625	3/8-18	1/4-18	1
G60140-0606	6MP-6FPX	7259-00815	3/8-18	3/8-18	1
G60140-0608	6MP-8FPX	7259-10375	3/8-18	1/2-14	1
G60140-0806	8MP-6FPX	7259-10365	1/2-14	3/8-18	1
G60140-0808	8MP-8FPX	7259-00895	1/2-14	1/2-14	1
G60140-0812	8MP-12FPX	7259-10865	1/2-14	3/4-14	1
G60140-1206	12MP-6FPX	7259-06345	3/4-14	3/8-18	1
G60140-1208	12MP-8FPX	7259-10645	3/4-14	1/2-14	1
G60140-1212	12MP-12FPX	7259-00255	3/4-14	3/4-14	1
G60140-1216	12MP-16FPX	7259-32935	3/4-14	1-11 1/2	1
G60140-1220	12MP-20FPX	7259-08675	3/4-14	1 1/4-11 1/2	1
G60140-1612	16MP-12FPX	7259-10935	1-11 1/2	3/4-14	1
G60140-1616	16MP-16FPX	7259-00275	1-11 1/2	1-11 1/2	1
G60140-1620	16MP-20FPX	7259-11285	1-11 1/2	1 1/4-11 1/2	1
G60140-2016	20MP-16FPX	7259-05595	1 1/4-11 1/2	1-11 1/2	1
G60140-2020	20MP-20FPX	7259-10745	1 1/4-11 1/2	1 1/4-11 1/2	1
G60140-2024	20MP-24FPX	7259-06375	1 1/4-11 1/2	1 1/2-11 1/2	1
G60140-2420	24MP-20FPX	7259-06305	1 1/2-11 1/2	1 1/4-11 1/2	1
G60140-2424	24MP-24FPX	7259-11345	1 1/2-11 1/2	1 1/2-11 1/2	1
G60140-3232	32MP-32FPX	7259-11435	2-11 1/2	2-11 1/2	1

Male Pipe NPTF to Female Pipe Swivel NPSM - 45°

For use up to SAE 100R2 maximum working pressure.



Part No.	Descr.	Prod. No.			Std. Pack
			"	"	
G60142-0202	2MP-2FPX45	7259-32945	1/8-27	1/8-27	1
G60142-0204	2MP-4FPX45	7259-00505	1/8-27	1/4-18	1

EQUIPMENT

HOSE/CPLG. SELECTION

GLOBALSPIRAL COUPLINGS

PCM COUPLINGS

PCS COUPLINGS

PCM/PCS FERRULES

MEGACRIMP COUPLINGS

POWER CRIMP COUPLINGS

FIELD ATTACHABLE G1 & G2 COUPLINGS

LOW PRESSURE COUPLINGS

GLX COUPLINGS

POLARSEAL COUPLINGS

POWER STEERING

PCTS THERMO-PLASTIC COUPLINGS

ADAPTERS

ACCESSORIES

QUICK DISCONNECT COUPLERS


BALL VALVES

ASSEMBLY FABRICATION



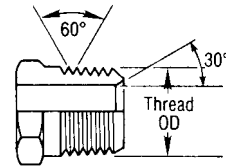
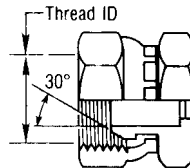
EQUIPMENT
HOSE/CPLG. SELECTION
GLOBALSPIRAL COUPLINGS
PCM COUPLINGS
PCS COUPLINGS
PCM/PCS FERRULES
MEGACRIMP COUPLINGS
POWER CRIMP COUPLINGS
FIELD ATTACHABLE G1 & G2 COUPLINGS
LOW PRESSURE COUPLINGS
GLX COUPLINGS
POLARSEAL COUPLINGS
POWER STEERING
PCTS THERMO-PLASTIC COUPLINGS
ADAPTERS
ACCESSORIES
QUICK DISCONNECT COUPLERS
BALL VALVES
ASSEMBLY FABRICATION


Male Pipe NPTF to Female Pipe Swivel NPSM - 45° - Cont'd

Part No.	Descr.	Prod. No.			Std. Pack
			"	"	
G60142-0402	4MP-2FPX45	7259-05985	1/4-18	1/8-27	1
G60142-0404	4MP-4FPX45	7259-02115	1/4-18	1/4-18	1
G60142-0406	4MP-6FPX45	7259-05265	1/4-18	3/8-18	1
G60142-0604	6MP-4FPX45	7259-05555	3/8-18	1/4-18	1
G60142-0606	6MP-6FPX45	7259-02155	3/8-18	3/8-18	1
G60142-0608	6MP-8FPX45	7259-32955	3/8-18	1/2-14	1
G60142-0804	8MP-4FPX45	7259-06465	1/2-14	1/4-18	1
G60142-0806	8MP-6FPX45	7259-32965	1/2-14	3/8-18	1
G60142-0808	8MP-8FPX45	7259-02125	1/2-14	1/2-14	1
G60142-0812	8MP-12FPX45	7259-06115	1/2-14	3/4-14	1
G60142-1208	12MP-8FPX45	7259-11535	3/4-14	1/2-14	1
G60142-1212	12MP-12FPX45	7259-02235	3/4-14	3/4-14	1
G60142-1216	12MP-16FPX45	7259-06125	3/4-14	1-11 1/2	1
G60142-1612	16MP-12FPX45	7259-11625	1-11 1/2	3/4-14	1
G60142-1616	16MP-16FPX45	7259-10765	1-11 1/2	1-11 1/2	1
G60142-1620	16MP-20FPX45	7259-07855	1-11 1/2	1 1/4-11 1/2	1
G60142-2016	20MP-16FPX45	7259-06685	1 1/4-11 1/2	1-11 1/2	1
G60142-2020	20MP-20FPX45	7259-11355	1 1/4-11 1/2	1 1/4-11 1/2	1
G60142-2424	24MP-24FPX45	7259-11745	1 1/2-11 1/2	1 1/2-11 1/2	1
G60142-3232	32MP-32FPX45	7259-32975	2-11 1/2	2-11 1/2	1

Male Pipe NPTF to Female Pipe Swivel NPSM - 90°


For use up to SAE 100R2 maximum working pressure.



Part No.	Descr.	Prod. No.			Std. Pack
			"	"	
G60144-0202	2MP-2FPX90	7259-08305	1/8-27	1/8-27	1
G60144-0204	2MP-4FPX90	7259-00415	1/8-27	1/4-18	1
G60144-0402	4MP-2FPX90	7259-05565	1/4-18	1/8-27	1
G60144-0404	4MP-4FPX90	7259-02135	1/4-18	1/4-18	1
G60144-0406	4MP-6FPX90	7259-10705	1/4-18	3/8-18	1
G60144-0408	4MP-8FPX90	7259-08685	1/4-18	1/2-14	1
G60144-0604	6MP-4FPX90	7259-10525	3/8-18	1/4-18	1
G60144-0606	6MP-6FPX90	7259-02165	3/8-18	3/8-18	1
G60144-0608	6MP-8FPX90	7259-10325	3/8-18	1/2-14	1
G60144-0804	8MP-4FPX90	7259-11175	1/2-14	1/4-18	1
G60144-0806	8MP-6FPX90	7259-10265	1/2-14	3/8-18	1
G60144-0808	8MP-8FPX90	7259-02205	1/2-14	1/2-14	1
G60144-0812	8MP-12FPX90	7259-11075	1/2-14	3/4-14	1
G60144-1204	12MP-4FPX90	7259-08695	3/4-14	1/4-18	1
G60144-1206	12MP-6FPX90	7259-06045	3/4-14	3/8-18	1
G60144-1208	12MP-8FPX90	7259-02245	3/4-14	1/2-14	1
G60144-1212	12MP-12FPX90	7259-02265	3/4-14	3/4-14	1

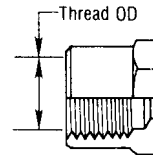




Male Pipe NPTF to Female Pipe Swivel NPSM - 90° - Cont'd

Part No.	Descr.	Prod. No.			Std. Pack
			"	"	
G60144-1216	12MP-16FPX90	7259-05195	3/4-14	1-11 1/2	1
G60144-1220	12MP-20FPX90	7259-08705	3/4-14	3/4-14	1
G60144-1608	16MP-8FPX90	7259-06775	1-11 1/2	1/2-14	1
G60144-1612	16MP-12FPX90	7259-11275	1-11 1/2	3/4-14	1
G60144-1616	16MP-16FPX90	7259-10335	1-11 1/2	1-11 1/2	1
G60144-1620	16MP-20FPX90	7259-11475	1-11 1/2	1 1/4-11 1/2	1
G60144-2012	20MP-12FPX90	7259-08165	1 1/4-11 1/2	3/4-14	1
G60144-2016	20MP-16FPX90	7259-05435	1 1/4-11 1/2	1-11 1/2	1
G60144-2020	20MP-20FPX90	7259-11055	1 1/4-11 1/2	1 1/4-11 1/2	1
G60144-2024	20MP-24FPX90	7259-07865	1 1/4-11 1/2	1 1/2-11 1/2	1
G60144-2420	24MP-20FPX90	7259-06355	1 1/2-11 1/2	1 1/4-11 1/2	1
G60144-2424	24MP-24FPX90	7259-11655	1 1/2-11 1/2	1 1/2-11 1/2	1
G60144-3232	32MP-32FPX90	7259-32995	2-11 1/2	2-11 1/2	1

Female Pipe NPTF to Female Pipe NPTF

For use up to SAE 100R2 maximum working pressure.



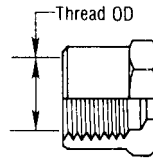
Part No.	Descr.	Prod. No.			Std. Pack
			"	"	
G60152-0202	2FP-2FP	7259-24415	1/8-27	1/8-27	1
G60152-0402	4FP-2FP	7259-05035	1/4-18	1/8-27	1
G60152-0404	4FP-4FP	7259-24425	1/4-18	1/4-18	1
G60152-0602	6FP-2FP	7259-08385	3/8-18	1/8-27	1
G60152-0604	6FP-4FP	7259-00495	3/8-18	1/4-18	1
G60152-0606	6FP-6FP	7259-24435	3/8-18	3/8-18	1
G60152-0804	8FP-4FP	7259-05575	1/2-14	1/4-18	1
G60152-0806	8FP-6FP	7259-00715	1/2-14	3/8-18	1
G60152-0808	8FP-8FP	7259-24445	1/2-14	1/2-14	1
G60152-1208	12FP-8FP	7259-00525	3/4-14	1/2-14	1
G60152-1212	12FP-12FP	7259-24455	3/4-14	3/4-14	1
G60152-1608	16FP-8FP	7259-08715	1-11 1/2	1/2-14	1
G60152-1612	16FP-12FP	7259-05745	1-11 1/2	3/4-14	1
G60152-1616	16FP-16FP	7259-24465	1-11 1/2	1-11 1/2	1
G60152-2016	20FP-16FP	7259-08395	1 1/4-11 1/2	1-11 1/2	1
G60152-2020	20FP-20FP	7259-24475	1 1/4-11 1/2	1 1/4-11 1/2	1
G60152-2424	24FP-24FP	7259-24885	1 1/2-11 1/2	1 1/2-11 1/2	1
G60152-3232	32FP-32FP	7259-24895	2-11 1/2	2-11 1/2	1


- EQUIPMENT
- HOSE/CPLG. SELECTION
- GLOBALSPIRAL COUPLINGS
- PCM COUPLINGS
- PCS COUPLINGS
- PCM/PCS FERRULES
- MEGACRIMP COUPLINGS
- POWER CRIMP COUPLINGS
- FIELD ATTACHABLE G1 & G2 COUPLINGS
- LOW PRESSURE COUPLINGS
- GLX COUPLINGS
- POLARSEAL COUPLINGS
- POWER STEERING
- PCTS THERMO-PLASTIC COUPLINGS
- ADAPTERS
- ACCESSORIES
- QUICK DISCONNECT COUPLERS
- BALL VALVES
- ASSEMBLY FABRICATION



Female Pipe NPTF to Female Pipe NPTF - 90°

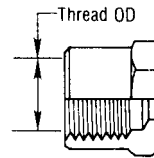
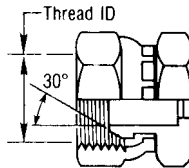
For use up to SAE 100R2 maximum working pressure.




Part No.	Descr.	Prod. No.			Std. Pack
			"	"	
G60156-0202	2FP-2FP90	7259-25015	1/8-27	1/8-27	1
G60156-0402	4FP-2FP90	7259-33005	1/4-18	1/8-27	1
G60156-0404	4FP-4FP90	7259-25025	1/4-18	1/4-18	1
G60156-0604	6FP-4FP90	7259-33015	3/8-18	1/4-18	1
G60156-0606	6FP-6FP90	7259-25035	3/8-18	3/8-18	1
G60156-0804	8FP-4FP90	7259-08725	1/2-14	1/4-18	1
G60156-0806	8FP-6FP90	7259-33025	1/2-14	3/8-18	1
G60156-0808	8FP-8FP90	7259-25045	1/2-14	1/2-14	1
G60156-1208	12FP-8FP90	7259-33035	3/4-14	1/2-14	1
G60156-1212	12FP-12FP90	7259-25055	3/4-14	3/4-14	1
G60156-1612	16FP-12FP90	7259-08175	1-11 1/2	3/4-14	1
G60156-1616	16FP-16FP90	7259-25065	1-11 1/2	1-11 1/2	1
G60156-2020	20FP-20FP90	7259-25075	1 1/4-11 1/2	1 1/4-11 1/2	1
G60156-2424	24FP-24FP90	7259-33055	1 1/2-11 1/2	1 1/2-11 1/2	1
G60156-3232	32FP-32FP90	7259-07485	2-11 1/2	2-11 1/2	1

Female Pipe NPTF to Female Pipe Swivel NPSM


For use up to SAE 100R2 maximum working pressure.



Part No.	Descr.	Prod. No.			Std. Pack
			"	"	
G60160-0202	2FP-2FPX	7259-33065	1/8-27	1/8-27	1
G60160-0204	2FP-4FPX	7259-00435	1/8-27	1/4-18	1
G60160-0402	4FP-2FPX	7259-07515	1/4-18	1/8-27	1
G60160-0404	4FP-4FPX	7259-00795	1/4-18	1/4-18	1
G60160-0406	4FP-6FPX	7259-05205	1/4-18	3/8-18	1
G60160-0604	6FP-4FPX	7259-33085	3/8-18	1/4-18	1
G60160-0606	6FP-6FPX	7259-00835	3/8-18	3/8-18	1
G60160-0608	6FP-8FPX	7259-05105	3/8-18	1/2-14	1
G60160-0804	8FP-4FPX	7259-08735	1/2-14	1/4-18	1
G60160-0806	8FP-6FPX	7259-33095	1/2-14	3/8-18	1
G60160-0808	8FP-8FPX	7259-00915	1/2-14	1/2-14	1
G60160-0812	8FP-12FPX	7259-06695	1/2-14	3/4-14	1
G60160-1208	12FP-8FPX	7259-07165	3/4-14	1/2-14	1

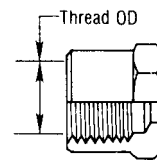
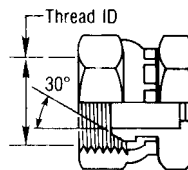



Female Pipe NPTF to Female Pipe Swivel NPSM - Cont'd

Part No.	Descr.	Prod. No.			Std. Pack
			"	"	
G60160-1212	12FP-12FPX	7259-00925	3/4-14	3/4-14	1
G60160-1216	12FP-16FPX	7259-07775	3/4-14	1-11 1/2	1
G60160-1612	16FP-12FPX	7259-11595	1-11 1/2	3/4-14	1
G60160-1616	16FP-16FPX	7259-00905	1-11 1/2	1-11 1/2	1
G60160-2020	20FP-20FPX	7259-11015	1 1/4-11 1/2	1 1/4-11 1/2	1
G60160-2424	24FP-24FPX	7259-11545	1 1/2-11 1/2	1 1/2-11 1/2	1
G60160-3232	32FP-32FPX	7259-11725	2-11 1/2	2-11 1/2	1

Female Pipe NPTF to Female Pipe Swivel NPSM - 45°

For use up to SAE 100R2 maximum working pressure.



Part No.	Descr.	Prod. No.			Std. Pack
			"	"	
G60162-0202	2FP-2FPX45	7259-06145	1/8-27	1/8-27	1
G60162-0204	2FP-4FPX45	7259-08745	1/8-27	1/4-18	1
G60162-0404	4FP-4FPX45	7259-11575	1/4-18	1/4-18	1
G60162-0604	6FP-4FPX45	7259-06785	3/8-18	1/4-18	1
G60162-0606	6FP-6FPX45	7259-11455	3/8-18	3/8-18	1
G60162-0608	6FP-8FPX45	7259-08185	3/8-18	1/2-14	1
G60162-0806	8FP-6FPX45	7259-06415	1/2-14	3/8-18	1
G60162-0808	8FP-8FPX45	7259-11305	1/2-14	1/2-14	1
G60162-1212	12FP-12FPX45	7259-11325	3/4-14	3/4-14	1
G60162-1612	16FP-12FPX45	7259-06565	1-11 1/2	3/4-14	1
G60162-1616	16FP-16FPX45	7259-11515	1-11 1/2	1-11 1/2	1
G60162-2020	20FP-20FPX45	7259-33105	1 1/4-11 1/2	1 1/4-11 1/2	1
G60162-2424	24FP-24FPX45	7259-07785	1 1/2-11 1/2	1 1/2-11 1/2	1

EQUIPMENT

HOSE/CPLG. SELECTION

GLOBALSPIRAL COUPLINGS

PCM COUPLINGS

PCS COUPLINGS

PCM/PCS FERRULES

MEGACRIMP COUPLINGS

POWER CRIMP COUPLINGS

FIELD ATTACHABLE G1 & G2 COUPLINGS

LOW PRESSURE COUPLINGS

GLX COUPLINGS

POLARSEAL COUPLINGS

POWER STEERING

PCTS THERMO-PLASTIC COUPLINGS

ADAPTERS

ACCESSORIES

QUICK DISCONNECT COUPLERS

BALL VALVES

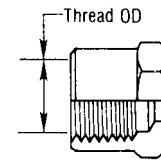
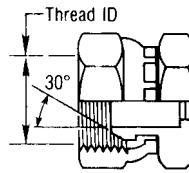
ASSEMBLY FABRICATION



- EQUIPMENT
- HOSE/CPLG. SELECTION
- GLOBALSPIRAL COUPLINGS
- PCM COUPLINGS
- PCS COUPLINGS
- PCM/PCS FERRULES
- MEGACRIMP COUPLINGS
- POWER CRIMP COUPLINGS
- FIELD ATTACHABLE G1 & G2 COUPLINGS
- LOW PRESSURE COUPLINGS
- GLX COUPLINGS
- POLARSEAL COUPLINGS
- POWER STEERING
- PCTS THERMO-PLASTIC COUPLINGS
- ADAPTERS
- ACCESSORIES
- QUICK DISCONNECT COUPLERS
- BALL VALVES
- ASSEMBLY FABRICATION

Female Pipe NPTF to Female Pipe Swivel NPSM - 90°

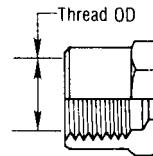
For use up to SAE 100R2 maximum working pressure.



Part No.	Descr.	Prod. No.			Std. Pack
			"	"	
G60164-0202	2FP-2FPX90	7259-05475	1/8-27	1/8-27	1
G60164-0204	2FP-4FPX90	7259-08755	1/8-27	1/4-18	1
G60164-0402	4FP-2FPX90	7259-06285	1/4-18	1/8-27	1
G60164-0404	4FP-4FPX90	7259-11005	1/4-18	1/4-18	1
G60164-0406	4FP-6FPX90	7259-06245	1/4-18	3/8-18	1
G60164-0604	6FP-4FPX90	7259-06825	3/8-18	1/4-18	1
G60164-0606	6FP-6FPX90	7259-10955	3/8-18	3/8-18	1
G60164-0608	6FP-8FPX90	7259-06965	3/8-18	1/2-14	1
G60164-0806	8FP-6FPX90	7259-06855	1/2-14	3/8-18	1
G60164-0808	8FP-8FPX90	7259-10615	1/2-14	1/2-14	1
G60164-0812	8FP-12FPX90	7259-06485	1/2-14	3/4-14	1
G60164-1208	12FP-8FPX90	7259-06585	3/4-14	1/2-14	1
G60164-1212	12FP-12FPX90	7259-11095	3/4-14	3/4-14	1
G60164-1612	16FP-12FPX90	7259-06595	1-11 1/2	3/4-14	1
G60164-1616	16FP-16FPX90	7259-11765	1-11 1/2	1-11 1/2	1
G60164-2016	20FP-16FPX90	7259-08405	1 1/4-11 1/2	1-11 1/2	1
G60164-2020	20FP-20FPX90	7259-33115	1 1/4-11 1/2	1 1/4-11 1/2	1
G60164-2424	24FP-24FPX90	7259-33125	1 1/2-11 1/2	1 1/2-11 1/2	1
G60164-3232	32FP-32FPX90	7259-33135	2-11 1/2	2-11 1/2	1

Female Pipe NPTF - Tee


For use up to SAE 100R2 maximum working pressure.



Part No.	Descr.	Prod. No.		Std. Pack
G60181-0202	2FP-2FP-2FP	7259-23145	1/8-27	1
G60181-0404	4FP-4FP-4FP	7259-23155	1/4-18	1
G60181-0606	6FP-6FP-6FP	7259-23165	3/8-18	1
G60181-0808	8FP-8FP-8FP	7259-23175	1/2-14	1
G60181-1212	12FP-12FP-12FP	7259-23185	3/4-14	1
G60181-1616	16FP-16FP-16FP	7259-23195	1-11 1/2	1
G60181-2020	20FP-20FP-20FP	7259-33145	1 1/4-11 1/2	1

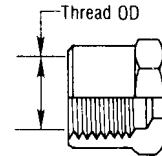
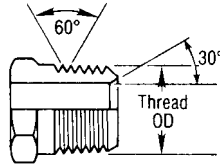



Female Pipe NPTF - Tee - Cont'd

Part No.	Descr.	Prod. No.		Std. Pack
G60181-2424	24FP-24FP-24FP	7259-33155	1 1/2-11 1/2	1
G60181-3232	32FP-32FP-32FP	7259-07245	2-11 1/2	1

Female Pipe NPTF on Run to Male Pipe NPTF - Tee

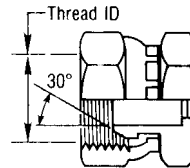
For use up to SAE 100R2 maximum working pressure.




Part No.	Descr.	Prod. No.		Std. Pack
G60183-0202	2FP-2FP-2MP	7259-24905	1/8-27	1
G60183-0404	4FP-4FP-4MP	7259-24915	1/4-18	1
G60183-0606	6FP-6FP-6MP	7259-24925	3/8-18	1
G60183-0808	8FP-8FP-8MP	7259-24935	1/2-14	1
G60183-1212	12FP-12FP-12MP	7259-24945	3/4-14	1
G60183-1616	16FP-16FP-16MP	7259-24955	1-11 1/2	1
G60183-2020	20FP-20FP-20MP	7259-07875	1 1/4-11 1/2	1
G60183-2424	24FP-24FP-24MP	7259-08765	1 1/2-11 1/2	1

Female Pipe Swivel NPSM - Tee

For use up to SAE 100R2 maximum working pressure.



Part No.	Descr.	Prod. No.		Std. Pack
G60184-0202	2FPX-2FPX-2FPX	7253-33165	1/8-27	1
G60184-0404	4FPX-4FPX-4FPX	7253-33175	1/4-18	1
G60184-0606	6FPX-6FPX-6FPX	7253-33185	3/8-18	1
G60184-0808	8FPX-8FPX-8FPX	7259-33195	1/2-14	1
G60184-1212	12FPX-12FPX-12FPX	7259-33205	3/4-14	1
G60184-1616	16FPX-16FPX-16FPX	7253-33215	1-11 1/2	1
G60184-2020	20FPX-20FPX-20FPX	7253-33225	1 1/4-11 1/2	1

- EQUIPMENT
- HOSE/CPLG. SELECTION
- GLOBALSPIRAL COUPLINGS
- PCM COUPLINGS
- PCS COUPLINGS
- PCM/PCS FERRULES
- MEGACRIMP COUPLINGS
- POWER CRIMP COUPLINGS
- FIELD ATTACHABLE G1 & G2 COUPLINGS
- LOW PRESSURE COUPLINGS
- GLX COUPLINGS
- POLARSEAL COUPLINGS
- POWER STEERING
- PCTS THERMO-PLASTIC COUPLINGS
- ADAPTERS
- ACCESSORIES
- QUICK DISCONNECT COUPLERS
- BALL VALVES
- ASSEMBLY FABRICATION



EQUIPMENT

HOSE/CPLG. SELECTION

GLOBALSPIRAL COUPLINGS

PCM COUPLINGS

PCS COUPLINGS

PCM/PCS FERRULES

MEGACRIMP COUPLINGS

POWER CRIMP COUPLINGS

FIELD ATTACHABLE G1 & G2 COUPLINGS

LOW PRESSURE COUPLINGS

GLX COUPLINGS

POLARSEAL COUPLINGS

POWER STEERING

PCTS THERMO-PLASTIC COUPLINGS

ADAPTERS

ACCESSORIES

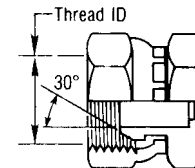
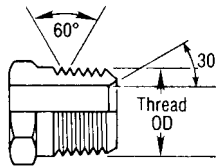
QUICK DISCONNECT COUPLERS


BALL VALVES

ASSEMBLY FABRICATION

Female Pipe Swivel NPSM on Run to Male Pipe NPTF - Tee

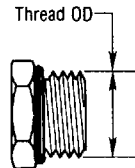
For use up to SAE 100R2 maximum working pressure.




Part No.	Descr.	Prod. No.		Std. Pack
G60186-0202	2FPX-2FPX-2MP	7253-86585	1/8-27	1
G60186-0404	4FPX-4FPX-4MP	7253-86586	1/4-18	1
G60186-0606	6FPX-6FPX-6MP	7253-86587	3/8-18	1
G60186-0808	8FPX-8FPX-8MP	7253-86588	1/2-14	1
G60186-1212	12FPX-12FPX-12MP	7253-86589	3/4-14	1
G60186-1616	16FPX-16FPX-16MP	7253-86591	1-11 1/2	1
G60186-2020	20FPX-20FPX-20MP	7253-33235	1 1/4-11 1/2	1
G60186-2424	24FPX-24FPX-24MP	7259-07605	1 1/2-11 1/2	1

Male O-Ring Boss Plug

For use up to SAE 100R2 maximum working pressure.

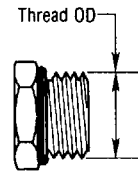
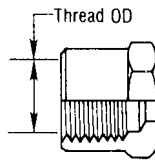



Part No.	Descr.	Prod. No.		Std. Pack
G60250-0002	2MB-PLUG	7259-05415	5/16-24	1
G60250-0003	3MB-PLUG	7259-05255	3/8-24	1
G60250-0004	4MB-PLUG	7259-22975	7/16-20	1
G60250-0005	5MB-PLUG	7259-22985	1/2-20	1
G60250-0006	6MB-PLUG	7259-22995	9/16-18	1
G60250-0008	8MB-PLUG	7259-23005	3/4-16	1
G60250-0010	10MB-PLUG	7259-23015	7/8-14	1
G60250-0012	12MB-PLUG	7259-23025	1 1/16-12	1
G60250-0014	14MB-PLUG	7259-23035	1 3/16-12	1
G60250-0016	16MB-PLUG	7259-23045	1 5/16-12	1
G60250-0020	20MB-PLUG	7259-23055	1 5/8-12	1
G60250-0024	24MB-PLUG	7259-05185	1 7/8-12	1
G60250-0032	32MB-PLUG	7259-07615	2 1/2-12	1



Male O-Ring Boss to Female JIC 37° Flare Swivel

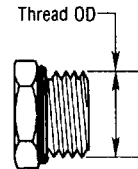
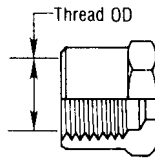
For use up to SAE 100R2 maximum working pressure.




Part No.	Descr.	Prod. No.		Std. Pack
G60320-0606	6MB-6FJX	7259-42155	9/16-18	1
G60320-0808	8MB-8FJX	7259-42185	3/4-16	1

Male O-Ring Boss to Female Pipe NPTF

For use up to SAE 100R2 maximum working pressure.



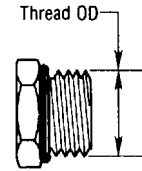
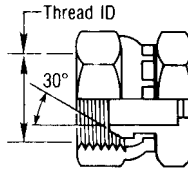
Part No.	Descr.	Prod. No.			Std. Pack
			"	"	
G60275-0302	3MB-2FP	7259-08785	3/8-24	1/8-27	1
G60275-0402	4MB-2FP	7259-24205	7/16-20	1/8-27	1
G60275-0404	4MB-4FP	7259-00395	7/16-20	1/4-18	1
G60275-0406	4MB-6FP	7259-05145	7/16-20	3/8-18	1
G60275-0502	5MB-2FP	7259-05945	1/2-20	1/8-27	1
G60275-0504	5MB-4FP	7259-05755	1/2-20	1/4-18	1
G60275-0602	6MB-2FP	7259-08805	9/16-18	1/8-27	1
G60275-0604	6MB-4FP	7259-24215	9/16-18	1/4-18	1
G60275-0606	6MB-6FP	7259-00205	9/16-18	3/8-18	1
G60275-0608	6MB-8FP	7259-06605	9/16-18	1/2-14	1
G60275-0804	8MB-4FP	7259-00245	3/4-16	1/4-18	1
G60275-0806	8MB-6FP	7259-24225	3/4-16	3/8-18	1
G60275-0808	8MB-8FP	7259-33255	3/4-16	1/2-14	1
G60275-0812	8MB-12FP	7259-06715	3/4-16	3/4-14	1
G60275-1004	10MB-4FP	7259-07255	7/8-14	1/4-18	1
G60275-1006	10MB-6FP	7259-00335	7/8-14	3/8-18	1
G60275-1008	10MB-8FP	7259-24235	7/8-14	1/2-14	1
G60275-1012	10MB-12FP	7259-05315	7/8-14	3/4-14	1
G60275-1208	12MB-8FP	7259-24245	1 1/16-12	1/2-14	1
G60275-1212	12MB-12FP	7259-24255	1 1/16-12	3/4-14	1
G60275-1216	12MB-16FP	7259-06155	1 1/16-12	1-11 1/2	1
G60275-1412	14MB-12FP	7259-24265	1 3/16-12	3/4-14	1
G60275-1608	16MB-8FP	7259-05495	1 5/16-12	7/8-14	1
G60275-1612	16MB-12FP	7259-33265	1 5/16-12	3/4-14	1
G60275-1616	16MB-16FP	7259-24275	1 5/16-12	1-11 1/2	1
G60275-2016	20MB-16FP	7259-05445	1 5/8-12	1-11 1/2	1


- EQUIPMENT
- HOSE/CPLG. SELECTION
- GLOBALSPIRAL COUPLINGS
- PCM COUPLINGS
- PCS COUPLINGS
- PCM/PCS FERRULES
- MEGACRIMP COUPLINGS
- POWER CRIMP COUPLINGS
- FIELD ATTACHABLE G1 & G2 COUPLINGS
- LOW PRESSURE COUPLINGS
- GLX COUPLINGS
- POLARSEAL COUPLINGS
- POWER STEERING
- PCTS THERMO-PLASTIC COUPLINGS
- ADAPTERS
- ACCESSORIES
- QUICK DISCONNECT COUPLERS
- BALL VALVES
- ASSEMBLY FABRICATION



Male O-Ring Boss to Female Pipe Swivel NPSM

For use up to SAE 100R2 maximum working pressure.



	Part No.	Descr.	Prod. No.			Std. Pack
				"	"	
	G60285-0402	4MB-2FPX	7259-06725	7/16-20	1/8-27	1
	G60285-0404	4MB-4FPX	7259-10475	7/16-20	1/4-18	1
	G60285-0406	4MB-6FPX	7259-05395	7/16-20	3/8-18	1
	G60285-0504	5MB-4FPX	7259-11065	1/2-20	1/4-18	1
	G60285-0508	5MB-8FPX	7259-11735	1/2-20	1/2-14	1
	G60285-0604	6MB-4FPX	7259-10585	9/16-18	1/4-18	1
	G60285-0606	6MB-6FPX	7259-10445	9/16-18	3/8-18	1
	G60285-0608	6MB-8FPX	7259-07495	9/16-18	1/2-24	1
	G60285-0804	8MB-4FPX	7259-11115	3/4-16	1/4-18	1
	G60285-0806	8MB-6FPX	7259-10535	3/4-16	3/8-18	1
	G60285-0808	8MB-8FPX	7259-00295	3/4-16	1/2-14	1
	G60285-0812	8MB-12FPX	7259-11105	3/4-16	3/4-14	1
	G60285-1006	10MB-6FPX	7259-11155	7/8-14	3/8-18	1
	G60285-1008	10MB-8FPX	7259-10215	7/8-14	1/2-14	1
	G60285-1012	10MB-12FPX	7259-10665	7/8-14	3/4-14	1
	G60285-1208	12MB-8FPX	7259-10725	1 1/16-12	1/2-14	1
	G60285-1212	12MB-12FPX	7259-10315	1 1/16-12	3/4-14	1
	G60285-1216	12MB-16FPX	7259-05535	1 1/16-12	1-11 1/2	1
	G60285-1412	14MB-12FPX	7259-33275	1 3/16-12	3/4-14	1
	G60285-1612	16MB-12FPX	7259-05115	1 5/16-12	3/4-14	1
	G60285-1616	16MB-16FPX	7259-33285	1 5/16-12	1-11 1/2	1
	G60285-1620	16MB-20FPX	7259-08035	1 5/16-12	1 1/4-11 1/2	1
	G60285-2012	20MB-12FPX	7259-08815	1 5/8-12	3/4-14	1
	G60285-2016	20MB-16FPX	7259-06925	1 5/8-12	1-11 1/2	1
	G60285-2020	20MB-20FPX	7259-05605	1 5/8-12	1 1/4-11 1/2	1
	G60285-2420	24MB-20FPX	7259-08825	1 7/8-12	1 1/4-11 1/2	1
	G60285-2424	24MB-24FPX	7259-07625	1 7/8-12	1 1/2-11 1/2	1
	G60285-3232	32MB-32FPX	7259-07885	2 1/2-12	2-11 1/2	1

ADAPTERS

ACCESSORIES

QUICK DISCONNECT COUPLERS

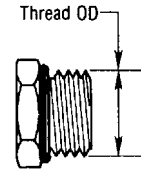
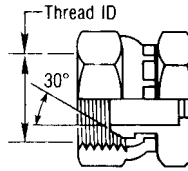
BALL VALVES


ASSEMBLY FABRICATION



Male O-Ring Boss to Female Pipe Swivel NPSM - 45°

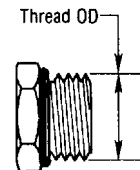
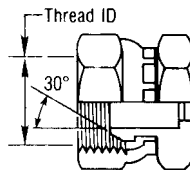
For use up to SAE 100R2 maximum working pressure.




Part No.	Descr.	Prod. No.			Std. Pack
			"	"	
G60287-0402	4MB-2FPX45	7259-08835	7/16-20	1/8-27	1
G60287-0404	4MB-4FPX45	7259-05015	7/16-20	1/4-18	1
G60287-0406	4MB-6FPX45	7259-07795	7/16-20	3/8-18	1
G60287-0604	6MB-4FPX45	7259-05825	9/16-18	1/4-18	1
G60287-0606	6MB-6FPX45	7259-10915	9/16-18	3/8-18	1
G60287-0608	6MB-8FPX45	7259-06365	9/16-18	1/2-14	1
G60287-0804	8MB-4FPX45	7259-08845	3/4-16	1/4-18	1
G60287-0806	8MB-6FPX45	7259-11495	3/4-16	3/8-18	1
G60287-0808	8MB-8FPX45	7259-10875	3/4-16	1/2-14	1
G60287-0812	8MB-12FPX45	7259-33295	3/4-16	3/4-14	1
G60287-1006	10MB-6FPX45	7259-11645	7/8-14	3/8-18	1
G60287-1008	10MB-8FPX45	7259-10815	7/8-14	1/2-14	1
G60287-1012	10MB-12FPX45	7259-06575	7/8-14	3/4-14	1
G60287-1208	12MB-8FPX45	7259-08205	1 1/16-12	1/2-14	1
G60287-1212	12MB-12FPX45	7259-11315	1 1/16-12	3/4-14	1
G60287-1216	12MB-16FPX45	7259-07265	1 1/16-12	1-11 1/2	1
G60287-1612	16MB-12FPX45	7259-07425	1 5/16-12	3/4-14	1
G60287-1616	16MB-16FPX45	7259-33325	1 5/16-12	1-11 1/2	1
G60287-2020	20MB-20FPX45	7259-06615	1 5/8-12	1 1/4-11 1/2	1
G60287-2424	24MB-24FPX45	7259-08415	1 7/8-12	1 1/2-11 1/2	1

Male O-Ring Boss to Female Pipe Swivel NPSM - 90°

For use up to SAE 100R2 maximum working pressure.



Part No.	Descr.	Prod. No.			Std. Pack
			"	"	
G60289-0402	4MB-2FPX90	7259-08215	7/16-20	1/8-27	1
G60289-0404	4MB-4FPX90	7259-10835	7/16-20	1/4-18	1
G60289-0406	4MB-6FPX90	7259-06625	7/16-20	3/8-18	1
G60289-0604	6MB-4FPX90	7259-10405	9/16-18	1/4-18	1
G60289-0606	6MB-6FPX90	7259-10285	9/16-18	3/8-18	1
G60289-0608	6MB-8FPX90	7259-05045	9/16-18	1/2-14	1

EQUIPMENT

HOSE/CPLG. SELECTION

GLOBALSPIRAL COUPLINGS

PCM COUPLINGS

PCS COUPLINGS

PCM/PCS FERRULES

MEGACRIMP COUPLINGS

POWER CRIMP COUPLINGS

FIELD ATTACHABLE G1 & G2 COUPLINGS

LOW PRESSURE COUPLINGS

GLX COUPLINGS

POLARSEAL COUPLINGS

POWER STEERING

PCTS THERMO-PLASTIC COUPLINGS

ADAPTERS

ACCESSORIES

QUICK DISCONNECT COUPLERS

BALL VALVES

ASSEMBLY FABRICATION



EQUIPMENT

HOSE/CPLG. SELECTION

GLOBALSPIRAL COUPLINGS

PCM COUPLINGS

PCS COUPLINGS

PCM/PCS FERRULES

MEGACRIMP COUPLINGS

POWER CRIMP COUPLINGS

FIELD ATTACHABLE G1 & G2 COUPLINGS

LOW PRESSURE COUPLINGS

GLX COUPLINGS

POLARSEAL COUPLINGS

POWER STEERING

PCTS THERMO-PLASTIC COUPLINGS

ADAPTERS

ACCESSORIES

QUICK DISCONNECT COUPLERS

BALL VALVES

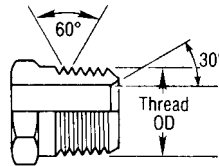
ASSEMBLY FABRICATION

Male O-Ring Boss to Female Pipe Swivel NPSM - 90° - Cont'd

Part No.	Descr.	Prod. No.			Std. Pack
			"	"	
G60289-0804	8MB-4FPX90	7259-06175	3/4-16	1/4-18	1
G60289-0806	8MB-6FPX90	7259-10295	3/4-16	3/8-18	1
G60289-0808	8MB-8FPX90	7259-10155	3/4-16	1/2-14	1
G60289-0812	8MB-12FPX90	7259-11335	3/4-16	3/4-14	1
G60289-1006	10MB-6FPX90	7259-11215	7/8-14	3/8-18	1
G60289-1008	10MB-8FPX90	7259-10345	7/8-14	1/2-14	1
G60289-1012	10MB-12FPX90	7259-11295	7/8-14	3/4-14	1
G60289-1206	12MB-6FPX90	7259-07895	1 1/16-12	3/8-18	1
G60289-1208	12MB-8FPX90	7259-00515	1 1/16-12	1/2-14	1
G60289-1212	12MB-12FPX90	7259-10575	1 1/16-12	3/4-14	1
G60289-1216	12MB-16FPX90	7259-06935	1 1/16-12	1-11 1/2	1
G60289-1412	14MB-12FPX90	7259-07175	1 3/16-12	3/4-14	1
G60289-1612	16MB-12FPX90	7259-05805	1 5/16-12	3/4-14	1
G60289-1616	16MB-16FPX90	7259-11125	1 5/16-12	1-11 1/2	1
G60289-1620	16MB-20FPX90	7259-06875	1 5/16-12	1 1/4-11 1/2	1
G60289-2012	20MB-12FPX90	7259-06945	1 5/8-12	3/4-14	1
G60289-2016	20MB-16FPX90	7259-06635	1 5/8-12	1-11 1/2	1
G60289-2020	20MB-20FPX90	7259-05905	1 5/8-12	1 1/4-11 1/2	1
G60289-2424	24MB-24FPX90	7259-08855	1 7/8-12	1 1/2-11 1/2	1
G60289-3232	32MB-32FPX90	7259-08045	2 1/2-12	2-11 1/2	1

Female O-Ring Boss to Male Pipe NPTF

For use up to SAE 100R2 maximum working pressure.

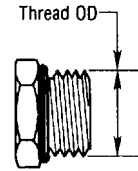
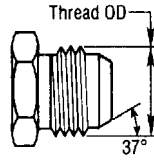



Part No.	Descr.	Prod. No.			Std. Pack
			"	"	
G60291-0402	4FB-2MP	7259-33335	7/16-20	1/8-27	1
G60291-0404	4FB-4MP	7259-06515	7/16-20	1/4-18	1
G60291-0502	5FB-2MP	7259-33355	1/2-20	1/8-27	1
G60291-0604	6FB-4MP	7259-33345	9/16-18	1/4-18	1
G60291-0606	6FB-6MP	7259-00385	9/16-18	3/8-18	1
G60291-0608	6FB-8MP	7259-00485	9/16-18	1/2-14	1
G60291-0806	8FB-6MP	7259-33365	3/4-16	3/8-18	1
G60291-0808	8FB-8MP	7259-08875	3/4-16	1/2-14	1
G60291-1008	10FB-8MP	7259-33375	7/8-14	1/2-14	1
G60291-1208	12FB-8MP	7259-06955	1 1/16-12	1/2-14	1
G60291-1212	12FB-12MP	7259-33385	1 1/16-12	3/4-14	1
G60291-1612	16FB-12MP	7259-08885	1 5/16-12	3/4-14	1
G60291-1616	16FB-16MP	7259-33395	1 5/16-12	1-11 1/2	1



Male O-Ring Boss to Male JIC 37° Flare

For use up to SAE 100R2 maximum working pressure.



Part No.	Descr.	Prod. No.			Std. Pack
			"	"	
G60301-0202	2MB-2MJ	7259-07275	5/16-24	5/16-24	1
G60301-0204	2MB-4MJ	7259-08895	5/16-24	7/16-20	1
G60301-0303	3MB-3MJ	7259-08055	3/8-24	3/8-24	1
G60301-0304	3MB-4MJ	7259-06255	3/8-24	7/16-20	1
G60301-0403	4MB-3MJ	7259-08905	7/16-20	3/8-24	1
G60301-0404	4MB-4MJ	7259-10025	7/16-20	7/16-20	1
G60301-0405	4MB-5MJ	7259-05005	7/16-20	1/2-20	1
G60301-0406	4MB-6MJ	7259-33405	7/16-20	9/16-18	1
G60301-0408	4MB-8MJ	7259-08915	7/16-20	3/4-16	1
G60301-0503	5MB-3MJ	7253-86885	1/2-20	3/8-24	1
G60301-0504	5MB-4MJ	7259-10775	1/2-20	7/16-20	1
G60301-0505	5MB-5MJ	7259-10855	1/2-20	1/2-20	1
G60301-0506	5MB-6MJ	7259-33415	1/2-20	9/16-18	1
G60301-0604	6MB-4MJ	7259-10045	9/16-18	7/16-20	1
G60301-0605	6MB-5MJ	7259-00455	9/16-18	1/2-20	1
G60301-0606	6MB-6MJ	7259-04685	9/16-18	9/16-18	1
G60301-0608	6MB-8MJ	7259-10145	9/16-18	3/4-16	1
G60301-0610	6MB-10MJ	7259-33425	9/16-18	7/8-14	1
G60301-0612	6MB-12MJ	7259-07635	9/16-18	1 1/16-12	1
G60301-0804	8MB-4MJ	7259-00025	3/4-16	7/16-20	1
G60301-0805	8MB-5MJ	7259-06885	3/4-16	1/2-20	1
G60301-0806	8MB-6MJ	7259-04775	3/4-16	9/16-18	1
G60301-0808	8MB-8MJ	7259-10015	3/4-16	3/4-16	1
G60301-0810	8MB-10MJ	7259-10425	3/4-16	7/8-14	1
G60301-0812	8MB-12MJ	7259-10305	3/4-16	1 1/16-12	1
G60301-0816	8MB-16MJ	7259-07285	3/4-16	1 5/16-12	1
G60301-1004	10MB-4MJ	7259-00105	7/8-14	7/16-20	1
G60301-1006	10MB-6MJ	7259-10095	7/8-14	9/16-18	1
G60301-1008	10MB-8MJ	7259-10075	7/8-14	3/4-16	1
G60301-1010	10MB-10MJ	7259-10065	7/8-14	7/8-14	1
G60301-1012	10MB-12MJ	7259-00235	7/8-14	1 1/16-12	1
G60301-1016	10MB-16MJ	7259-00355	7/8-14	1 5/16-12	1
G60301-1204	12MB-4MJ	7259-07905	1 1/16-12	7/16-20	1
G60301-1206	12MB-6MJ	7259-00305	1 1/16-12	9/16-18	1
G60301-1208	12MB-8MJ	7259-10035	1 1/16-12	3/4-16	1
G60301-1210	12MB-10MJ	7259-10755	1 1/16-12	7/8-14	1
G60301-1212	12MB-12MJ	7259-10115	1 1/16-12	1 1/16-12	1
G60301-1214	12MB-14MJ	7259-08225	1 1/16-12	1 3/16-12	1
G60301-1216	12MB-16MJ	7259-10885	1 1/16-12	1 5/16-12	1
G60301-1220	12MB-20MJ	7259-06005	1 1/16-12	1 5/8-12	1
G60301-1410	14MB-10MJ	7259-08425	1 3/16-12	7/8-14	1
G60301-1412	14MB-12MJ	7259-06185	1 3/16-12	1 1/16-12	1
G60301-1414	14MB-14MJ	7259-07525	1 3/16-12	1 3/16-12	1
G60301-1416	14MB-16MJ	7259-08235	1 3/16-12	1 5/16-12	1
G60301-1608	16MB-8MJ	7259-00125	1 5/16-12	3/4-16	1

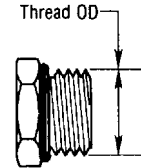
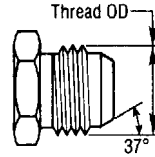

- EQUIPMENT
- HOSE/CPLG. SELECTION
- GLOBALSPIRAL COUPLINGS
- PCM COUPLINGS
- PCS COUPLINGS
- PCM/PCS FERRULES
- MEGACRIMP COUPLINGS
- POWER CRIMP COUPLINGS
- FIELD ATTACHABLE G1 & G2 COUPLINGS
- LOW PRESSURE COUPLINGS
- GLX COUPLINGS
- POLARSEAL COUPLINGS
- POWER STEERING
- PCTS THERMO-PLASTIC COUPLINGS
- ADAPTERS
- ACCESSORIES
- QUICK DISCONNECT COUPLERS
- BALL VALVES
- ASSEMBLY FABRICATION

Male O-Ring Boss to Male JIC 37° Flare - Cont'd

Part No.	Descr.	Prod. No.			Std. Pack
			"	"	
G60301-1610	16MB-10MJ	7259-11385	1 5/16-12	7/8-14	1
G60301-1612	16MB-12MJ	7259-10135	1 5/16-12	1 1/16-12	1
G60301-1614	16MB-14MJ	7259-08245	1 5/16-12	1 3/16-12	1
G60301-1616	16MB-16MJ	7259-10055	1 5/16-12	1 5/16-12	1
G60301-1620	16MB-20MJ	7259-05485	1 5/16-12	1 5/8-12	1
G60301-2010	20MB-10MJ	7253-86907	1 5/8-12	7/8-14	1
G60301-2012	20MB-12MJ	7259-11255	1 5/8-12	1 1/16-12	1
G60301-2016	20MB-16MJ	7259-10245	1 5/8-12	1 5/16-12	1
G60301-2020	20MB-20MJ	7259-11235	1 5/8-12	1 5/8-12	1
G60301-2024	20MB-24MJ	7259-06315	1 5/8-12	1 7/8-12	1
G60301-2416	24MB-16MJ	7259-00365	1 7/8-12	1 5/16-12	1
G60301-2420	24MB-20MJ	7259-05505	1 7/8-12	1 5/8-12	1
G60301-2424	24MB-24MJ	7259-05345	1 7/8-12	1 7/8-12	1
G60301-3224	32MB-24MJ	7259-07645	2 1/2-12	1 7/8-12	1
G60301-3232	32MB-32MJ	7259-09855	2 1/2-12	2 1/2-12	1

Male O-Ring Boss to Male JIC 37° Flare - 45°


For use up to SAE 100R2 maximum working pressure.



Part No.	Descr.	Prod. No.			Std. Pack
			"	"	
G60308-0404	4MB-4MJ45	7259-28565	7/16-20	7/16-20	1
G60308-0504	4MB-5MJ45	7259-06295	7/16-20	1/2-20	1
G60308-0406	4MB-6MJ45	7259-00095	7/16-20	9/16-18	1
G60308-0505	5MB-5MJ45	7259-28575	1/2-20	1/2-20	1
G60308-0506	5MB-6MJ45	7259-05405	1/2-20	9/16-18	1
G60308-0604	6MB-4MJ45	7259-00065	9/16-18	7/16-20	1
G60308-0606	6MB-6MJ45	7259-28585	9/16-18	9/16-18	1
G60308-0608	6MB-8MJ45	7259-05335	9/16-18	3/4-16	1
G60308-0806	8MB-6MJ45	7259-77595	3/4-16	9/16-18	1
G60308-0808	8MB-8MJ45	7259-28255	3/4-16	3/4-16	1
G60308-0810	8MB-10MJ45	7259-28415	3/4-16	7/8-14	1
G60308-0812	8MB-12MJ45	7259-06895	3/4-16	1 1/16-12	1
G60308-1008	10MB-8MJ45	7259-28425	7/8-14	3/4-16	1
G60308-1010	10MB-10MJ45	7259-10895	7/8-14	7/8-14	1
G60308-1012	10MB-12MJ45	7259-05785	7/8-14	1 1/16-12	1
G60308-1210	12MB-10MJ45	7259-77605	1 1/16-12	7/8-14	1
G60308-1212	12MB-12MJ45	7259-28595	1 1/16-12	1 1/16-12	1
G60308-1216	12MB-16MJ45	7259-28435	1 1/16-12	1 5/16-12	1
G60308-1414	14MB-14MJ45	7259-28605	1 3/16-12	1 3/16-12	1
G60308-1612	16MB-12MJ45	7259-28445	1 5/16-12	1 1/16-12	1
G60308-1616	16MB-16MJ45	7259-28615	1 5/16-12	1 5/16-12	1
G60308-1620	16MB-20MJ45	7259-08065	1 5/16-12	1 5/8-12	1

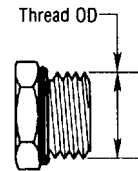
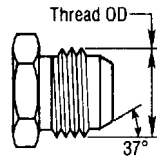



Male O-Ring Boss to Male JIC 37° Flare - 45° - Cont'd

Part No.	Descr.	Prod. No.			Std. Pack
			"	"	
G60308-2016	20MB-16MJ45	7259-07295	1 5/8-12	1 5/16-12	1
G60308-2020	20MB-20MJ45	7259-05955	1 5/8-12	1 5/8-12	1
G60308-2424	24MB-24MJ45	7259-06975	1 7/8-12	1 7/8-12	1

Male O-Ring Boss to Male JIC 37° Flare - 90°

For use up to SAE 100R2 maximum working pressure.




Part No.	Descr.	Prod. No.			Std. Pack
			"	"	
G60312-0202	2MB-2MJ90	7259-08925	5/16-24	5/16-24	1
G60312-0303	3MB-3MJ90	7259-77615	3/8-24	3/8-24	1
G60312-0404	4MB-4MJ90	7259-28265	7/16-20	7/16-20	1
G60312-0405	4MB-5MJ90	7259-77625	7/16-20	1/2-20	1
G60312-0406	4MB-6MJ90	7259-28455	7/16-20	9/16-18	1
G60312-0408	4MB-8MJ90	7259-09825	7/16-20	3/4-16	1
G60312-0504	5MB-4MJ90	7259-05615	1/2-20	7/16-20	1
G60312-0505	5MB-5MJ90	7259-28625	1/2-20	1/2-20	1
G60312-0506	5MB-6MJ90	7259-05075	1/2-20	9/16-18	1
G60312-0508	5MB-8MJ90	7259-06985	1/2-20	3/4-16	1
G60312-0604	6MB-4MJ90	7259-28465	9/16-18	7/16-20	1
G60312-0605	6MB-5MJ90	7259-28475	9/16-18	1/2-20	1
G60312-0606	6MB-6MJ90	7259-28275	9/16-18	9/16-18	1
G60312-0608	6MB-8MJ90	7259-28485	9/16-18	3/4-16	1
G60312-0610	6MB-10MJ90	7259-28495	9/16-18	7/8-14	1
G60312-0612	6MB-12MJ90	7259-07915	9/16-18	1 1/16-12	1
G60312-0804	8MB-4MJ90	7259-05165	3/4-16	7/16-20	1
G60312-0805	8MB-5MJ90	7259-08075	3/4-16	1/2-20	1
G60312-0806	8MB-6MJ90	7259-28505	3/4-16	9/16-18	1
G60312-0808	8MB-8MJ90	7259-28285	3/4-16	3/4-16	1
G60312-0810	8MB-10MJ90	7259-28515	3/4-16	7/8-14	1
G60312-0812	8MB-12MJ90	7259-28525	3/4-16	1 1/16-12	1
G60312-0816	8MB-16MJ90	7259-08445	1 5/16-12	3/4-16	1
G60312-1005	10MB-5MJ90	7259-08935	7/8-14	1/2-20	1
G60312-1006	10MB-6MJ90	7259-00215	7/8-14	9/16-18	1
G60312-1008	10MB-8MJ90	7259-28295	7/8-14	3/4-16	1
G60312-1010	10MB-10MJ90	7259-28635	7/8-14	7/8-14	1
G60312-1012	10MB-12MJ90	7259-28535	7/8-14	1 1/16-12	1
G60312-1016	10MB-16MJ90	7259-05275	7/8-14	1 5/16-12	1
G60312-1206	12MB-6MJ90	7259-05065	1 1/16-12	9/16-18	1
G60312-1208	12MB-8MJ90	7259-00055	1 1/16-12	3/4-16	1

- EQUIPMENT
- HOSE/CPLG. SELECTION
- GLOBALSPIRAL COUPLINGS
- PCM COUPLINGS
- PCS COUPLINGS
- PCM/PCS FERRULES
- MEGACRIMP COUPLINGS
- POWER CRIMP COUPLINGS
- FIELD ATTACHABLE G1 & G2 COUPLINGS
- LOW PRESSURE COUPLINGS
- GLX COUPLINGS
- POLARSEAL COUPLINGS
- POWER STEERING
- PCTS THERMO-PLASTIC COUPLINGS
- ADAPTERS
- ACCESSORIES
- QUICK DISCONNECT COUPLERS
- BALL VALVES
- ASSEMBLY FABRICATION



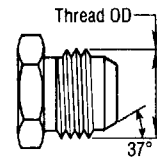
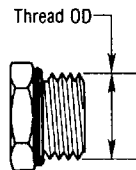
EQUIPMENT
HOSE/CPLG. SELECTION
GLOBALSPIRAL COUPLINGS
PCM COUPLINGS
PCS COUPLINGS
PCM/PCS FERRULES
MEGACRIMP COUPLINGS
POWER CRIMP COUPLINGS
FIELD ATTACHABLE G1 & G2 COUPLINGS
LOW PRESSURE COUPLINGS
GLX COUPLINGS
POLARSEAL COUPLINGS
POWER STEERING
PCTS THERMO-PLASTIC COUPLINGS
ADAPTERS
ACCESSORIES
QUICK DISCONNECT COUPLERS
BALL VALVES
ASSEMBLY FABRICATION


Male O-Ring Boss to Male JIC 37° Flare - 90° - Cont'd

Part No.	Descr.	Prod. No.			Std. Pack
			"	"	
G60312-1210	12MB-10MJ90	7259-28545	1 1/16-12	7/8-14	1
G60312-1212	12MB-12MJ90	7259-28645	1 1/16-12	1 1/16-12	1
G60312-1214	12MB-14MJ90	7259-08945	1 1/16-12	1 3/16-12	1
G60312-1216	12MB-16MJ90	7259-28555	1 1/16-12	1 5/16-12	1
G60312-1220	12MB-20MJ90	7259-08435	1 1/16-12	1 5/8-12	1
G60312-1412	14MB-12MJ90	7259-06435	1 3/16-12	1 1/16-12	1
G60312-1414	14MB-14MJ90	7259-28655	1 3/16-12	1 3/16-12	1
G60312-1416	14MB-16MJ90	7259-07305	1 3/16-12	1 5/16-12	1
G60312-1420	14MB-20MJ90	7259-08955	1 3/16-12	1 5/8-12	1
G60312-1608	16MB-8MJ90	7259-05885	1 5/16-12	3/4-16	1
G60312-1610	16MB-10MJ90	7259-08965	1 5/16-12	7/8-14	1
G60312-1612	16MB-12MJ90	7259-28315	1 5/16-12	1 1/16-12	1
G60312-1614	16MB-14MJ90	7259-08975	1 5/16-12	1 3/16-12	1
G60312-1616	16MB-16MJ90	7259-28325	1 5/16-12	1 5/16-12	1
G60312-1620	16MB-20MJ90	7259-77655	1 5/16-12	1 5/8-12	1
G60312-1624	16MB-24MJ90	7259-08255	1 5/16-12	1 7/8-12	1
G60312-2010	20MB-10MJ90	7259-08265	1 5/8-12	7/8-14	1
G60312-2012	20MB-12MJ90	7259-05995	1 5/8-12	1 1/16-12	1
G60312-2016	20MB-16MJ90	7259-05055	1 5/8-12	1 5/16-12	1
G60312-2020	20MB-20MJ90	7259-77665	1 5/8-12	1 5/8-12	1
G60312-2024	20MB-24MJ90	7259-06015	1 5/8-12	1 7/8-12	1
G60312-2420	24MB-20MJ90	7259-06525	1 7/8-12	1 5/8-12	1
G60312-2424	24MB-24MJ90	7259-77675	1 7/8-12	1 7/8-12	1
G60312-3232	32MB-32MJ90	7259-07135	2 1/2-12	2 1/2-12	1

Male JIC 37° Flare on Run to Male O-Ring Boss - Tee


For use up to SAE 100R2 maximum working pressure.



Part No.	Descr.	Prod. No.				Std. Pack
			"	"	"	
G60350-0404	4MJ-4MJ-4MB	7259-33615	7/16-20	7/16-20	7/16-20	1
G60350-0505	5MJ-5MJ-5MB	7259-33625	1/2-20	1/2-20	1/2-20	1
G60350-0606	6MJ-6MJ-6MB	7259-33635	9/16-18	9/16-18	9/16-18	1
G60350-0608	6MJ-6MJ-8MB	7259-06165	9/16-18	9/16-18	3/4-16	1
G60350-0810	8MJ-8MJ-10MB	7259-07655	3/4-16	3/4-16	7/8-14	1
G60350-0808	8MJ-8MJ-8MB	7259-33645	3/4-16	3/4-16	3/4-16	1
G60350-1010	10MJ-10MJ-10MB	7259-33655	7/8-14	7/8-14	7/8-14	1
G60350-1210	12MJ-12MJ-10MB	7259-08985	1 1/16-12	1 1/16-12	7/8-14	1
G60350-1212	12MJ-12MJ-12MB	7259-33665	1 1/16-12	1 1/16-12	1 1/16-12	1
G60350-1414	14MJ-14MJ-14MB	7259-08995	1 3/16-12	1 3/16-12	1 3/16-12	1
G60350-1616	16MJ-16MJ-16MB	7259-33675	1 5/16-12	1 5/16-12	1 5/16-12	1

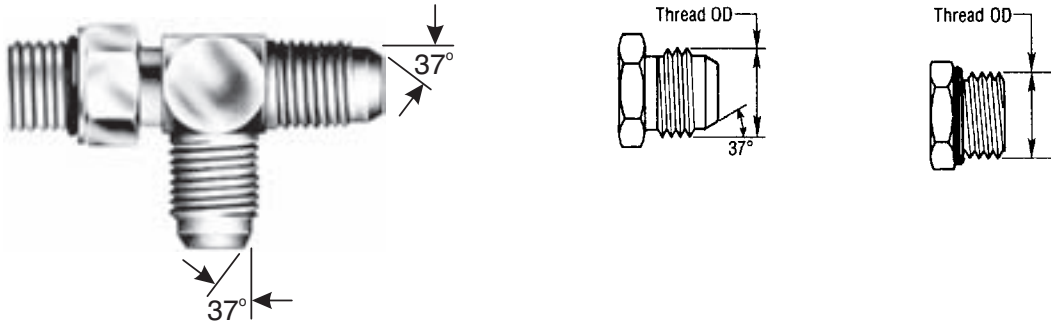



Male JIC 37° Flare on Run to Male O-Ring Boss - Tee - Cont'd

Part No.	Descr.	Prod. No.				Std. Pack
			"	"	"	
G60350-2020	20MJ-20MJ-20MB	7259-09005	1 5/8-12	1 5/8-12	1 5/8-12	1
G60350-2424	24MJ-24MJ-24MB	7259-09015	1 7/8-12	1 7/8-12	1 7/8-12	1

Male O-Ring Boss to Male JIC 37° Flare to Male JIC 37° Flare - Tee

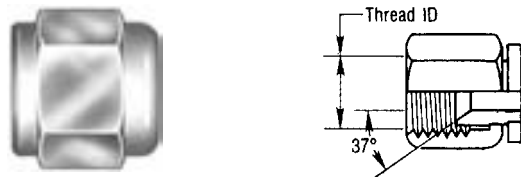
For use up to SAE 100R2 maximum working pressure.




Part No.	Descr.	Prod. No.				Std. Pack
			"	"	"	
G60352-0404	4MB-4MJ-4MJ	7259-33685	7/16-20	7/16-20	7/16-20	1
G60352-0505	5MB-5MJ-5MJ	7259-33695	1/2-20	1/2-20	1/2-20	1
G60352-0606	6MB-6MJ-6MJ	7259-33705	9/16-18	9/16-18	9/16-18	1
G60352-0608	6MB-8MJ-6MJ	7259-00185	9/16-18	3/4-16	9/16-18	1
G60352-0808	8MB-8MJ-8MJ	7259-33715	3/4-16	3/4-16	3/4-16	1
G60352-1010	10MB-10MJ-10MJ	7259-33725	7/8-14	7/8-14	7/8-14	1
G60352-1212	12MB-12MJ-12MJ	7259-33735	1 1/16-12	1 1/16-12	1 1/16-12	1
G60352-1216	12MB-12MJ-16MJ	7259-09025	1 1/16-12	1 1/16-12	1 5/16-12	1
G60352-1414	14MB-14MJ-14MJ	7259-09035	1 3/16-12	1 3/16-12	1 3/16-12	1
G60352-1616	16MB-16MJ-16MJ	7259-33745	1 5/16-12	1 5/16-12	1 5/16-12	1
G60352-2020	20MB-20MJ-20MJ	7259-07535	1 5/8-12	1 5/8-12	1 5/8-12	1
G60352-2424	24MB-24MJ-24MJ	7259-09045	1 7/8-12	1 7/8-12	1 7/8-12	1

Female JIC 37° Flare Cap

For use up to SAE 100R2 maximum working pressure.



Part No.	Descr.	Prod. No.		Std. Pack
G60401-0002	2FJ-CAP	7259-09865	5/16-24	1
G60401-0003	3FJ-CAP	7259-07435	3/16-24	1
G60401-0004	4FJ-CAP	7259-24305	7/16-20	1
G60401-0005	5FJ-CAP	7259-24315	1/2-20	1

EQUIPMENT

HOSE/CPLG. SELECTION

GLOBALSPIRAL COUPLINGS

PCM COUPLINGS

PCS COUPLINGS

PCM/PCS FERRULES

MEGACRIMP COUPLINGS

POWER CRIMP COUPLINGS

FIELD ATTACHABLE G1 & G2 COUPLINGS

LOW PRESSURE COUPLINGS

GLX COUPLINGS

POLARSEAL COUPLINGS

POWER STEERING

PCTS THERMO-PLASTIC COUPLINGS

ADAPTERS

ACCESSORIES


QUICK DISCONNECT COUPLERS

BALL VALVES

ASSEMBLY FABRICATION

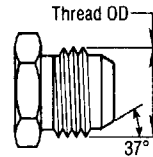
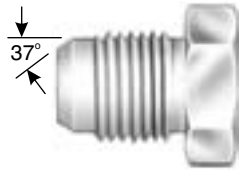
EQUIPMENT
HOSE/CPLG. SELECTION
GLOBALSPIRAL COUPLINGS
PCM COUPLINGS
PCS COUPLINGS
PCM/PCS FERRULES
MEGACRIMP COUPLINGS
POWER CRIMP COUPLINGS
FIELD ATTACHABLE G1 & G2 COUPLINGS
LOW PRESSURE COUPLINGS
GLX COUPLINGS
POLARSEAL COUPLINGS
POWER STEERING
PCTS THERMO-PLASTIC COUPLINGS
ADAPTERS
ACCESSORIES
QUICK DISCONNECT COUPLERS
BALL VALVES
ASSEMBLY FABRICATION


Female JIC 37° Flare Cap - Cont'd

Part No.	Descr.	Prod. No.		Std. Pack
G60401-0006	6FJ-CAP	7259-24325	9/16-18	1
G60401-0008	8FJ-CAP	7259-24335	3/4-16	1
G60401-0010	10FJ-CAP	7259-24345	7/8-14	1
G60401-0012	12FJ-CAP	7259-24355	1 1/16-12	1
G60401-0014	14FJ-CAP	7259-00445	1 3/16-12	1
G60401-0016	16FJ-CAP	7259-24365	1 5/16-12	1
G60401-0020	20FJ-CAP	7253-24375	1 5/8-12	1
G60401-0024	24FJ-CAP	7259-24385	1 7/8-12	1
G60401-0032	32FJ-CAP	7259-24405	2 1/2-12	1

Male JIC 37° Flare Plug

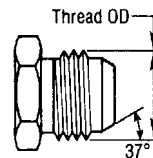
For use up to SAE 100R2 maximum working pressure.




Part No.	Descr.	Prod. No.		Std. Pack
G60402-0003	3MJ-PLUG	7259-09775	3/8-24	1
G60402-0004	4MJ-PLUG	7259-22885	7/16-20	1
G60402-0005	5MJ-PLUG	7259-22895	1/2-20	1
G60402-0006	6MJ-PLUG	7259-22905	9/16-18	1
G60402-0008	8MJ-PLUG	7259-22915	3/4-16	1
G60402-0010	10MJ-PLUG	7259-22925	7/8-14	1
G60402-0012	12MJ-PLUG	7259-22935	1 1/16-12	1
G60402-0014	14MJ-PLUG	7259-22945	1 5/16-12	1
G60402-0016	16MJ-PLUG	7259-22955	1 5/16-12	1
G60402-0020	20MJ-PLUG	7259-22965	1 5/8-12	1
G60402-0024	24MJ-PLUG	7259-33755	1 7/8-12	1
G60402-0032	32MJ-PLUG	7259-33765	2 1/2-12	1

Male JIC 37° Flare to Female Braze - On


For use up to SAE 100R2 maximum working pressure.



Part No.	Descr.	Prod. No.		B (In.)	Std. Pack
G60405-0404	4MJ-4FBO	7253-28665	7/16-20	1/4	1
G60405-0505	5MJ-5FBO	7253-28675	1/2-20	5/16	1
G60405-0606	6MJ-6FBO	7253-28685	9/16-18	3/8	1
G60405-0808	8MJ-8FBO	7253-28695	3/4-16	1/2	1
G60405-1010	10MJ-10FBO	7253-28705	7/8-14	5/8	1
G60405-1212	12MJ-12FBO	7253-28715	1 1/16-12	3/4	1

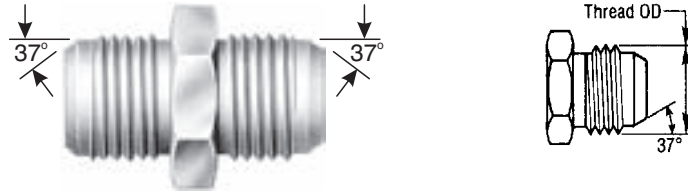



Male JIC 37° Flare to Female Braze - On - Cont'd

Part No.	Descr.	Prod. No.		B (In.)	Std. Pack
G60405-1616	16MJ-16FBO	7253-28725	1 5/16-12	1	1
G60405-2020	20MJ-20FBO	7253-28735	1 5/8-12	1 1/4	1
G60405-2424	24MJ-24FBO	7253-28745	1 7/8-12	1 1/2	1

Male JIC 37° Flare to Male JIC 37° Flare

For use up to SAE 100R2 maximum working pressure.




Part No.	Descr.	Prod. No.			Std. Pack
			"	"	
G60410-0202	2MJ-2MJ	7259-77775	5/16-24	5/16-24	1
G60410-0302	3MJ-2MJ	7259-09065	3/8-24	5/16-24	1
G60410-0303	3MJ-3MJ	7259-77785	3/8-24	3/8-24	1
G60410-0403	4MJ-3MJ	7259-09075	7/16-20	3/8-24	1
G60410-0404	4MJ-4MJ	7259-10125	7/16-20	7/16-20	1
G60410-0406	4MJ-6MJ	7253-33785	7/16-20	9/16-18	1
G60410-0504	5MJ-4MJ	7259-77795	1/2-20	7/16-20	1
G60410-0505	5MJ-5MJ	7259-10735	1/2-20	1/2-20	1
G60410-0604	6MJ-4MJ	7259-00285	9/16-18	7/16-20	1
G60410-0605	6MJ-5MJ	7259-77805	9/16-18	1/2-20	1
G60410-0606	6MJ-6MJ	7259-06265	9/16-18	9/16-18	1
G60410-0608	6MJ-8MJ	7253-33805	9/16-18	3/4-16	1
G60410-0804	8MJ-4MJ	7259-06505	3/4-16	7/16-20	1
G60410-0805	8MJ-5MJ	7259-09085	3/4-16	1/2-20	1
G60410-0806	8MJ-6MJ	7259-00075	3/4-16	9/16-18	1
G60410-0808	8MJ-8MJ	7259-06275	3/4-16	3/4-16	1
G60410-0810	8MJ-10MJ	7253-33825	3/4-16	7/8-14	1
G60410-1004	10MJ-4MJ	7259-07195	7/8-14	7/16-20	1
G60410-1006	10MJ-6MJ	7259-07805	7/8-14	9/16-18	1
G60410-1008	10MJ-8MJ	7259-00375	7/8-14	3/4-16	1
G60410-1010	10MJ-10MJ	7259-10225	7/8-14	7/8-14	1
G60410-1012	10MJ-12MJ	7253-33835	7/8-14	1 1/16-12	1
G60410-1204	12MJ-4MJ	7259-09095	1 1/16-12	7/16-20	1
G60410-1206	12MJ-6MJ	7259-08455	1 1/16-12	9/16-18	1
G60410-1208	12MJ-8MJ	7259-77815	1 1/16-12	3/4-16	1
G60410-1210	12MJ-10MJ	7259-00565	1 1/16-12	7/8-14	1
G60410-1212	12MJ-12MJ	7259-10235	1 1/16-12	1 1/16-12	1
G60410-1412	14MJ-12MJ	7259-09105	1 3/16-12	1 1/16-12	1
G60410-1414	14MJ-14MJ	7259-77825	1 3/16-12	1 3/16-12	1
G60410-1608	16MJ-8MJ	7259-07205	1 5/16-12	3/4-16	1
G60410-1610	16MJ-10MJ	7259-07505	1 5/16-12	7/8-14	1
G60410-1612	16MJ-12MJ	7259-77835	1 5/16-12	1 1/16-12	1
G60410-1616	16MJ-16MJ	7259-10655	1 5/16-12	1 5/16-12	1
G60410-2012	20MJ-12MJ	7259-09115	1 5/8-12	1 1/16-12	1
G60410-2016	20MJ-16MJ	7259-06555	1 5/8-12	1 5/16-12	1
G60410-2020	20MJ-20MJ	7259-11145	1 5/8-12	1 5/8-12	1

- EQUIPMENT
- HOSE/CPLG. SELECTION
- GLOBALSPIRAL COUPLINGS
- PCM COUPLINGS
- PCS COUPLINGS
- PCM/PCS FERRULES
- MEGACRIMP COUPLINGS
- POWER CRIMP COUPLINGS
- FIELD ATTACHABLE G1 & G2 COUPLINGS
- LOW PRESSURE COUPLINGS
- GLX COUPLINGS
- POLARSEAL COUPLINGS
- POWER STEERING
- PCTS THERMO-PLASTIC COUPLINGS
- ADAPTERS
- ACCESSORIES
- QUICK DISCONNECT COUPLERS
- BALL VALVES
- ASSEMBLY FABRICATION

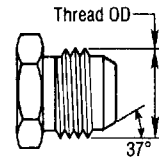
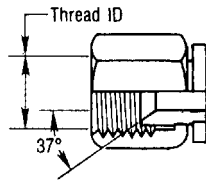
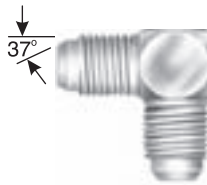



Male JIC 37° Flare to Male JIC 37° Flare - Cont'd

Part No.	Descr.	Prod. No.			Std. Pack
			"	"	
G60410-2412	24MJ-12MJ	7259-09125	1 7/8-12	1 1/16-12	1
G60410-2420	24MJ-20MJ	7259-09135	1 7/8-12	1 5/8-12	1
G60410-2424	24MJ-24MJ	7259-33845	1 7/8-12	1 7/8-12	1
G60410-3232	32MJ-32MJ	7259-33855	2 1/2-12	2 1/2-12	1

Male JIC 37° Flare to Male JIC 37° Flare - 90°

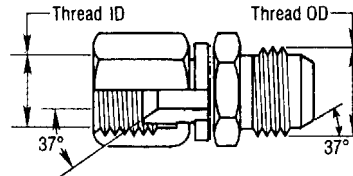
For use up to SAE 100R2 maximum working pressure.




Part No.	Descr.	Prod. No.			Std. Pack
			"	"	
G60417-0202	2MJ-2MJ90	7259-09145	5/16-24	5/16-24	1
G60417-0404	4MJ-4MJ90	7259-77845	7/16-20	7/16-20	1
G60417-0505	5MJ-5MJ90	7259-05865	1/2-20	1/2-20	1
G60417-0604	6MJ-4MJ90	7259-07925	9/16-18	7/16-20	1
G60417-0606	6MJ-6MJ90	7259-77855	9/16-18	9/16-18	1
G60417-0806	8MJ-6MJ90	7259-06745	3/4-16	9/16-18	1
G60417-0808	8MJ-8MJ90	7259-77865	3/4-16	3/4-16	1
G60417-1010	10MJ-10MJ90	7259-77875	7/8-14	7/8-14	1
G60417-1212	12MJ-12MJ90	7259-77885	1 1/16-12	1 1/16-12	1
G60417-1414	14MJ-14MJ90	7259-08275	1 3/16-12	1 3/16-12	1
G60417-1612	16MJ-12MJ90	7259-09155	1 5/16-12	1 1/16-12	1
G60417-1616	16MJ-16MJ90	7259-77895	1 5/16-12	1 5/16-12	1
G60417-2020	20MJ-20MJ90	7259-07095	1 5/8-12	1 5/8-12	1
G60417-2424	24MJ-24MJ90	7259-07105	1 7/8-12	1 7/8-12	1
G60417-3232	32MJ-32MJ90	7259-08465	2 1/2-12	2 1/2-12	1

Male JIC 37° Flare to Female JIC 37° Flare


For use up to SAE 100R2 maximum working pressure.



Part No.	Descr.	Prod. No.			Std. Pack
			"	"	
G60420-0406	4MJ-6FJ	7259-33865	7/16-20	9/16-18	1
G60420-0504	5MJ-4FJ	7259-07445	1/2-20	7/16-20	1
G60420-0506	5MJ-6FJ	7259-09175	1/2-20	9/16-18	1
G60420-0604	6MJ-4FJ	7259-00015	9/16-18	7/16-20	1

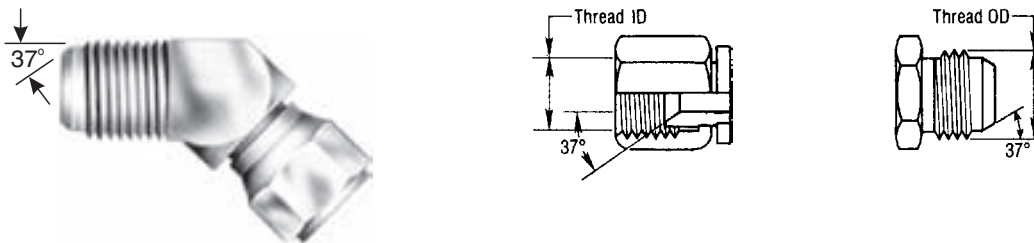



Male JIC 37° Flare to Female JIC 37° Flare - Cont'd

Part No.	Descr.	Prod. No.			Std. Pack
			"	"	
G60420-0606	6MJ-6FJ	7259-09195	9/16-18	9/16-18	1
G60420-0608	6MJ-8FJ	7259-33875	9/16-18	3/4-16	1
G60420-0610	6MJ-10FJ	7259-33885	9/16-18	7/8-14	1
G60420-0804	8MJ-4FJ	7259-00935	3/4-16	7/16-20	1
G60420-0808	8MJ-8FJ	7259-06135	3/4-16	3/4-16	1
G60420-0810	8MJ-10FJ	7253-33895	3/4-16	7/8-14	1
G60420-0812	8MJ-12FJ	7259-33905	3/4-16	3/4-16	1
G60420-1004	10MJ-4FJ	7259-05915	7/8-14	7/16-20	1
G60420-1006	10MJ-6FJ	7259-05375	7/8-14	9/16-18	1
G60420-1008	10MJ-8FJ	7259-00705	7/8-14	3/4-16	1
G60420-1012	10MJ-12FJ	7259-33915	7/8-14	1 1/16-12	1
G60420-1016	10MJ-16FJ	7259-33925	7/8-14	1 5/16-12	1
G60420-1204	12MJ-4FJ	7259-05235	1 1/16-12	7/16-20	1
G60420-1206	12MJ-6FJ	7259-00145	1 1/16-12	9/16-18	1
G60420-1208	12MJ-8FJ	7259-00115	1 1/16-12	3/4-16	1
G60420-1212	12MJ-12FJ	7259-09205	1 1/16-12	1 1/16-12	1
G60420-1216	12MJ-16FJ	7253-33935	1 1/16-12	1 5/16-12	1
G60420-1220	12MJ-20FJ	7253-33945	1 1/16-12	1 5/8-12	1
G60420-1616	16MJ-16FJ	7259-09215	1 5/16-12	1 5/16-12	1
G60420-1620	16MJ-20FJ	7259-33955	1 5/16-12	1 5/8-12	1
G60420-2016	20MJ-16FJ	7259-05085	1 5/8-12	1 5/16-12	1

Male JIC 37° Flare to Female JIC 37° Flare Swivel - 45°

For use up to SAE 100R2 maximum working pressure.



Part No.	Descr.	Prod. No.			Std. Pack
			"	"	
G60424-0404	4MJ-4FJX45	7259-23215	7/16-20	7/16-20	1
G60424-0505	5MJ-5FJX45	7259-33965	1/2-20	1/2-20	1
G60424-0606	6MJ-6FJX45	7259-23225	9/16-18	9/16-18	1
G60424-0808	8MJ-8FJX45	7259-23235	3/4-16	3/4-16	1
G60424-1010	10MJ-10FJX45	7259-23245	7/8-14	7/8-14	1
G60424-1212	12MJ-12FJX45	7259-23255	1 1/16-12	1 1/16-12	1
G60424-1414	14MJ-14FJX45	7259-06995	1 3/16-12	1 3/16-12	1
G60424-1616	16MJ-16FJX45	7259-23265	1 5/16-12	1 5/16-12	1
G60424-2020	20MJ-20FJX45	7259-23275	1 5/8-12	1 5/8-12	1
G60424-2424	24MJ-24FJX45	7259-05455	1 7/8-12	1 7/8-12	1
G60424-3232	32MJ-32FJX45	7259-07935	2 1/2-12	2 1/2-12	1

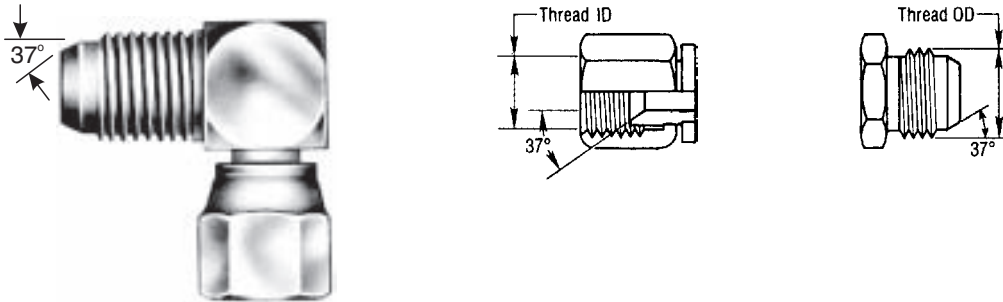
- EQUIPMENT
- HOSE/CPLG. SELECTION
- GLOBALSPIRAL COUPLINGS
- PCM COUPLINGS
- PCS COUPLINGS
- PCM/PCS FERRULES
- MEGACRIMP COUPLINGS
- POWER CRIMP COUPLINGS
- FIELD ATTACHABLE G1 & G2 COUPLINGS
- LOW PRESSURE COUPLINGS
- GLX COUPLINGS
- POLARSEAL COUPLINGS
- POWER STEERING
- PCTS THERMO-PLASTIC COUPLINGS
- ADAPTERS
- ACCESSORIES
- QUICK DISCONNECT COUPLERS
- BALL VALVES
- ASSEMBLY FABRICATION




EQUIPMENT
HOSE/CPLG. SELECTION
GLOBALSPIRAL COUPLINGS
PCM COUPLINGS
PCS COUPLINGS
PCM/PCS FERRULES
MEGACRIMP COUPLINGS
POWER CRIMP COUPLINGS
FIELD ATTACHABLE G1 & G2 COUPLINGS
LOW PRESSURE COUPLINGS
GLX COUPLINGS
POLARSEAL COUPLINGS
POWER STEERING
PCTS THERMO-PLASTIC COUPLINGS
ADAPTERS
ACCESSORIES
QUICK DISCONNECT COUPLERS
BALL VALVES
ASSEMBLY FABRICATION

Male JIC 37° Flare to Female JIC 37° Flare Swivel - 90°

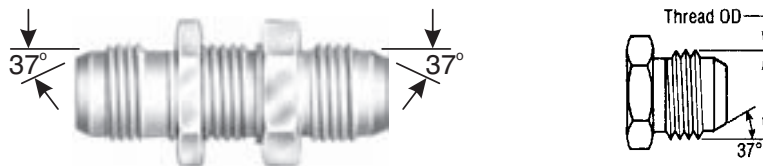
For use up to SAE 100R2 maximum working pressure.




Part No.	Descr.	Prod. No.			Std. Pack
			"	"	
G60422-0404	4MJ-4FJX90	7259-23285	7/16-20	7/16-20	1
G60422-0505	5MJ-5FJX90	7259-24025	1/2-20	1/2-20	1
G60422-0604	6MJ-4FJX90	7259-06905	9/16-18	7/16-20	1
G60422-0606	6MJ-6FJX90	7259-23295	9/16-18	9/16-18	1
G60422-0806	8MJ-6FJX90	7259-06205	3/4-16	9/16-18	1
G60422-0808	8MJ-8FJX90	7259-23305	3/4-16	3/4-16	1
G60422-0810	8MJ-10FJX90	7259-06385	3/4-16	3/4-16	1
G60422-1010	10MJ-10FJX90	7259-23315	7/8-14	7/8-14	1
G60422-1212	12MJ-12FJX90	7259-23325	1 1/16-12	1 1/16-12	1
G60422-1414	14MJ-14FJX90	7259-06215	1 3/16-12	1 3/16-12	1
G60422-1616	16MJ-16FJX90	7259-23335	1 5/16-12	1 5/16-12	1
G60422-2020	20MJ-20FJX90	7259-24075	1 5/8-12	1 5/8-12	1
G60422-2424	24MJ-24FJX90	7259-24085	1 7/8-12	1 7/8-12	1
G60422-3232	32MJ-32FJX90	7259-24095	2 1/2-12	2 1/2-12	1

Male JIC 37° Flare to Male JIC 37° Flare Bulkhead

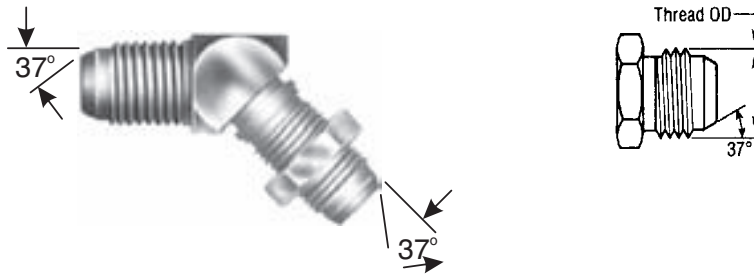
For use up to SAE 100R2 maximum working pressure.



Part No.	Descr.	Prod. No.		Std. Pack
G60445-0303	3MJ-3BKHD	7259-09295	3/8-24	1
G60445-0404	4MJ-4BKHD	7259-24505	7/16-20	1
G60445-0505	5MJ-5BKHD	7259-24515	1/2-20	1
G60445-0606	6MJ-6BKHD	7259-24525	9/16-18	1
G60445-0808	8MJ-8BKHD	7259-24535	3/4-16	1
G60445-1010	10MJ-10BKHD	7259-24545	7/8-14	1
G60445-1212	12MJ-12BKHD	7259-24555	1 1/16-12	1
G60445-1414	14MJ-14BKHD	7259-08495	1 3/16-12	1
G60445-1616	16MJ-16BKHD	7259-24565	1 5/16-12	1
G60445-2020	20MJ-20BKHD	7259-34155	1 5/8-12	1
G60445-2424	24MJ-24BKHD	7259-34165	1 7/8-12	1

Male JIC 37° Flare to Male JIC 37° Flare Bulkhead - 45°

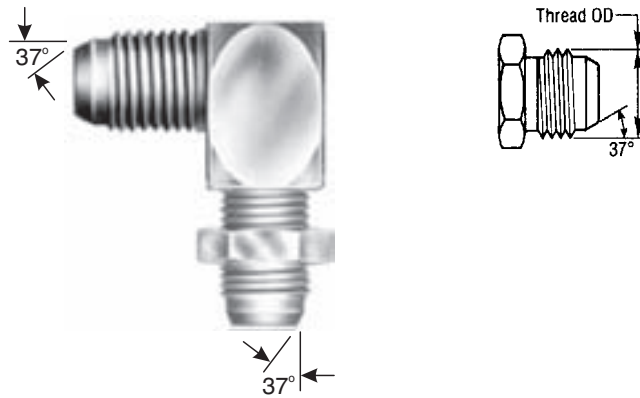
For use up to SAE 100R2 maximum working pressure.



Part No.	Descr.	Prod. No.		Std. Pack
G60446-0404	4MJ-4BKHD45	7259-34175	7/16-20	1
G60446-0505	5MJ-5BKHD45	7259-34185	1/2-20	1
G60446-0606	6MJ-6BKHD45	7259-34195	9/16-18	1
G60446-0808	8MJ-8BKHD45	7259-34205	3/4-16	1
G60446-1010	10MJ-10BKHD45	7259-34215	7/8-14	1
G60446-1212	12MJ-12BKHD45	7259-34225	1 1/16-12	1
G60446-1616	16MJ-16BKHD45	7259-34235	1 5/16-12	1

Male JIC 37° Flare to Male JIC 37° Flare Bulkhead - 90°

For use up to SAE 100R2 maximum working pressure.



Part No.	Descr.	Prod. No.		Std. Pack
G60447-0303	3MJ-3BKHD90	7259-09305	3/8-24	1
G60447-0404	4MJ-4BKHD90	7259-34255	7/16-20	1
G60447-0505	5MJ-5BKHD90	7259-34265	1/2-20	1
G60447-0606	6MJ-6BKHD90	7259-34275	9/16-18	1
G60447-0808	8MJ-8BKHD90	7259-34285	3/4-16	1
G60447-1010	10MJ-10BKHD90	7259-34295	7/8-14	1
G60447-1212	12MJ-12BKHD90	7259-34305	1 1/16-12	1
G60447-1414	14MJ-14BKHD90	7259-09315	1 3/16-12	1
G60447-1616	16MJ-16BKHD90	7259-34315	1 5/16-12	1
G60447-2020	20MJ-20BKHD90	7259-34325	1 5/8-12	1
G60447-2424	24MJ-24BKHD90	7259-09325	1 7/8-12	1

EQUIPMENT

HOSE/CPLG. SELECTION

GLOBALSPIRAL COUPLINGS

PCM COUPLINGS

PCS COUPLINGS

PCM/PCS FERRULES

MEGACRIMP COUPLINGS

POWER CRIMP COUPLINGS

FIELD ATTACHABLE G1 & G2 COUPLINGS

LOW PRESSURE COUPLINGS

GLX COUPLINGS

POLARSEAL COUPLINGS

POWER STEERING

PCTS THERMO-PLASTIC COUPLINGS

ADAPTERS

ACCESSORIES

QUICK DISCONNECT COUPLERS

BALL VALVES


ASSEMBLY FABRICATION



EQUIPMENT
HOSE/CPLG. SELECTION
GLOBALSPIRAL COUPLINGS
PCM COUPLINGS
PCS COUPLINGS
PCM/PCS FERRULES
MEGACRIMP COUPLINGS
POWER CRIMP COUPLINGS
FIELD ATTACHABLE G1 & G2 COUPLINGS
LOW PRESSURE COUPLINGS
GLX COUPLINGS
POLARSEAL COUPLINGS
POWER STEERING
PCTS THERMO-PLASTIC COUPLINGS
ADAPTERS
ACCESSORIES
QUICK DISCONNECT COUPLERS
BALL VALVES
ASSEMBLY FABRICATION

Male JIC 37° Flare Tee

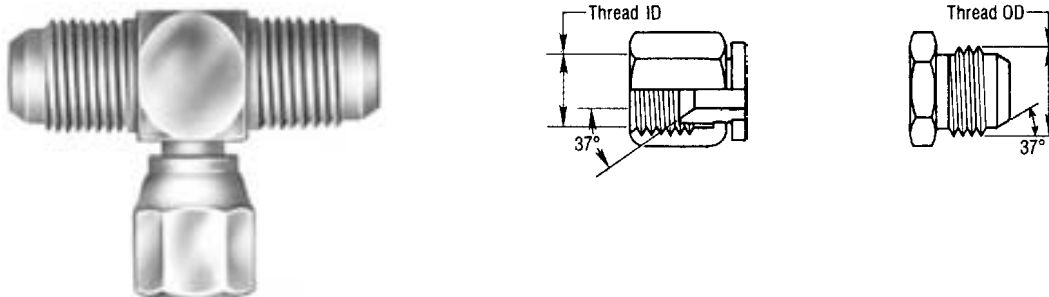
For use up to SAE 100R2 maximum working pressure.



Part No.	Descr.	Prod. No.		Std. Pack
G60469-0202	2MJ-2MJ-2MJ	7259-77905	5/16-24	1
G60469-0303	3MJ-3MJ-3MJ	7259-08095	3/8-24	1
G60469-0404	4MJ-4MJ-4MJ	7259-23345	7/16-20	1
G60469-0505	5MJ-5MJ-5MJ	7259-34335	1/2-20	1
G60469-0606	6MJ-6MJ-6MJ	7259-23355	9/16-18	1
G60469-0608	6MJ-6MJ-8MJ	7253-34345	9/16-18	1
G60469-0808	8MJ-8MJ-8MJ	7259-23365	3/4-16	1
G60469-1010	10MJ-10MJ-10MJ	7259-23375	7/8-14	1
G60469-1212	12MJ-12MJ-12MJ	7259-23385	1 1/16-12	1
G60469-1414	14MJ-14MJ-14MJ	7259-09335	1 3/16-12	1
G60469-1612	16MJ-16MJ-12MJ	7259-34365	1 5/16-12	1
G60469-1616	16MJ-16MJ-16MJ	7259-23395	1 5/16-12	1
G60469-2020	20MJ-20MJ-20MJ	7259-23405	1 5/8-12	1
G60469-2424	24MJ-24MJ-24MJ	7259-07555	1 7/8-12	1
G60469-3232	32MJ-32MJ-32MJ	7259-07455	2 1/2-12	1

Male JIC 37° Flare on Run to Female JIC 37° Flare Swivel - Tee


For use up to SAE 100R2 maximum working pressure.



Part No.	Descr.	Prod. No.			Std. Pack
			"	"	
G60470-0404	4MJ-4MJ-4FJX	7259-24805	7/16-20	7/16-20	1
G60470-0505	5MJ-5MJ-5FJX	7259-06535	1/2-20	1/2-20	1
G60470-0606	6MJ-6MJ-6FJX	7259-24815	9/16-18	9/16-18	1
G60470-0808	8MJ-8MJ-8FJX	7259-24825	3/4-16	3/4-16	1
G60470-1010	10MJ-10MJ-10FJX	7259-34405	7/8-14	7/8-14	1
G60470-1212	12MJ-12MJ-12FJX	7259-24835	1 1/16-12	1 1/16-12	1
G60470-1414	14MJ-14MJ-14FJX	7259-07945	1 3/16-12	1 3/16-12	1





Male JIC 37° Flare on Run to Female JIC 37° Flare Swivel - Tee - Cont'd

Part No.	Descr.	Prod. No.			Std. Pack
			"	"	
G60470-1616	16MJ-16MJ-16FJX	7259-24845	1 5/16-12	1 5/16-12	1
G60470-2020	20MJ-20MJ-20FJX	7259-34415	1 5/8-12	1 5/8-12	1
G60470-2424	24MJ-24MJ-24FJX	7259-08505	1 7/8-12	1 7/8-12	1
G60470-3232	32MJ-32MJ-32FJX	7259-09345	2 1/2-12	2 1/2-12	1

Male JIC 37° Flare on Run to Male JIC 37° Flare Bulkhead - Tee

For use up to SAE 100R2 maximum working pressure.



Part No.	Descr.	Prod. No.			Std. Pack
			"	"	
G60471-0404	4MJ-4MJ-4BKHD	7259-34425	7/16-20		1
G60471-0505	5MJ-5MJ-5BKHD	7259-34435	1/2-20		1
G60471-0606	6MJ-6MJ-6BKHD	7259-34445	9/16-18		1
G60471-0808	8MJ-8MJ-8BKHD	7259-34455	3/4-16		1
G60471-1010	10MJ-10MJ-10BKHD	7259-34465	7/8-14		1
G60471-1212	12MJ-12MJ-12BKHD	7259-34475	1 1/16-12		1
G60471-1616	16MJ-16MJ-16BKHD	7259-34485	1 5/16-12		1

EQUIPMENT

HOSE/CPLG. SELECTION

GLOBALSPIRAL COUPLINGS

PCM COUPLINGS

PCS COUPLINGS

PCM/PCS FERRULES

MEGACRIMP COUPLINGS

POWER CRIMP COUPLINGS

FIELD ATTACHABLE G1 & G2 COUPLINGS

LOW PRESSURE COUPLINGS

GLX COUPLINGS

POLARSEAL COUPLINGS

POWER STEERING

PCTS THERMO-PLASTIC COUPLINGS

ADAPTERS

ACCESSORIES

QUICK DISCONNECT COUPLERS

BALL VALVES

ASSEMBLY FABRICATION



EQUIPMENT

HOSE/CPLG. SELECTION

GLOBALSPIRAL COUPLINGS

PCM COUPLINGS

PCS COUPLINGS

PCM/PCS FERRULES

MEGACRIMP COUPLINGS

POWER CRIMP COUPLINGS

FIELD ATTACHABLE G1 & G2 COUPLINGS

LOW PRESSURE COUPLINGS

GLX COUPLINGS

POLARSEAL COUPLINGS

POWER STEERING

PCTS THERMO-PLASTIC COUPLINGS

ADAPTERS

ACCESSORIES

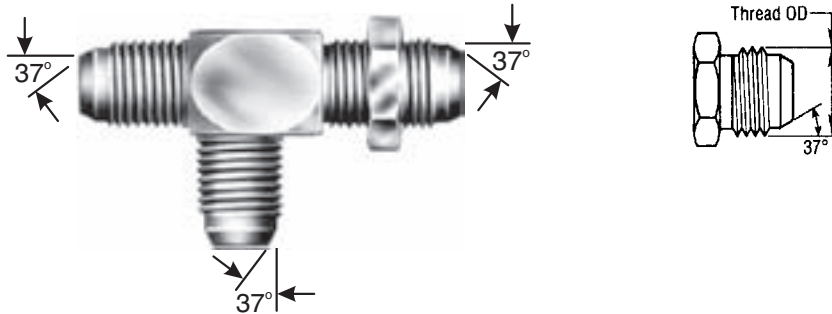
QUICK DISCONNECT COUPLERS

BALL VALVES

ASSEMBLY FABRICATION

Male JIC 37° Flare to Male JIC 37° Flare Bulkhead to Male JIC 37° Flare - Tee

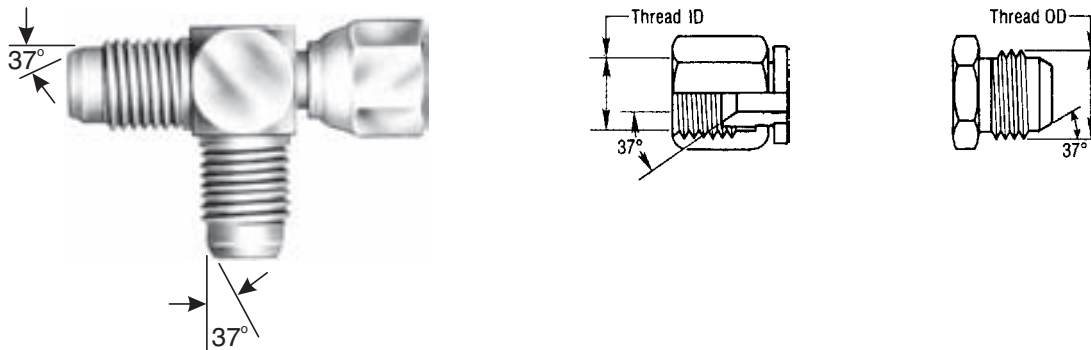
For use up to SAE 100R2 maximum working pressure.



Part No.	Descr.	Prod. No.		Std. Pack
G60472-0404	4MJ-4BKHD-4MJ	7259-34495	7/16-20	1
G60472-0606	6MJ-6BKHD-6MJ	7259-34515	9/16-18	1
G60472-0808	8MJ-8BKHD-8MJ	7259-34525	3/4-16	1
G60472-1010	10MJ-10BKHD-10MJ	7259-34535	7/8-14	1
G60472-1212	12MJ-12BKHD-12MJ	7259-34545	1 1/16-12	1
G60472-1616	16MJ-16BKHD-16MJ	7259-34555	1 5/16-12	1

Male JIC 37° Flare to Female JIC 37° Flare Swivel to Male JIC 37° Flare - Tee

For use up to SAE 100R2 maximum working pressure.

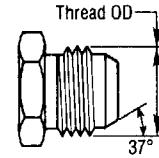
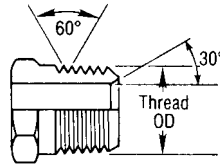



Part No.	Descr.	Prod. No.			Std. Pack
			"	"	
G60473-0404	4MJ-4FJX-4MJ	7259-24705	7/16-20	7/16-20	1
G60473-0505	5MJ-5FJX-5MJ	7259-77915	1/2-20	1/2-20	1
G60473-0606	6MJ-6FJX-6MJ	7259-24725	9/16-18	9/16-18	1
G60473-0808	8MJ-8FJX-8MJ	7259-24735	3/4-16	3/4-16	1
G60473-1010	10MJ-10FJX-10MJ	7259-24745	7/8-14	7/8-14	1
G60473-1212	12MJ-12FJX-12MJ	7259-24755	1 1/16-12	1 1/16-12	1
G60473-1414	14MJ-14FJX-14MJ	7259-08325	1 3/16-12	1 3/16-12	1
G60473-1616	16MJ-16FJX-16MJ	7259-24765	1 5/16-12	1 5/16-12	1
G60473-2020	20MJ-20FJX-20MJ	7259-77925	1 5/8-12	1 5/8-12	1
G60473-2424	24MJ-24FJX-24MJ	7259-07955	1 7/8-12	1 7/8-12	1
G60473-3232	32MJ-32FJX-32MJ	7259-09355	2 1/2-12	2 1/2-12	1



Male JIC 37° Flare to Male Pipe NPTF

For use up to SAE 100R2 maximum working pressure.




Part No.	Descr.	Prod. No.			Std. Pack
			"	"	
G60490-0202	2MJ-2MP	7259-77935	5/16-24	1/8-27	1
G60490-0302	3MJ-2MP	7259-77945	3/8-24	1/8-27	1
G60490-0402	4MJ-2MP	7259-10085	7/16-20	1/8-27	1
G60490-0404	4MJ-4MP	7259-04195	7/16-20	1/4-18	1
G60490-0406	4MJ-6MP	7259-10385	7/16-20	3/8-18	1
G60490-0408	4MJ-8MP	7259-70455	7/16-20	1/2-14	1
G60490-0412	4MJ-12MP	7259-07215	7/16-20	3/4-14	1
G60490-0502	5MJ-2MP	7259-10995	1/2-20	1/8-27	1
G60490-0504	5MJ-4MP	7259-10415	1/2-20	1/4-18	1
G60490-0506	5MJ-6MP	7259-25665	1/2-20	3/8-18	1
G60490-0508	5MJ-8MP	7259-07835	1/2-20	1/2-14	1
G60490-0602	6MJ-2MP	7259-10565	9/16-18	1/8-27	1
G60490-0604	6MJ-4MP	7259-25635	9/16-18	1/4-18	1
G60490-0606	6MJ-6MP	7259-04225	9/16-18	3/8-18	1
G60490-0608	6MJ-8MP	7259-10205	9/16-18	1/2-14	1
G60490-0612	6MJ-12MP	7259-00425	9/16-18	3/4-14	1
G60490-0802	8MJ-2MP	7259-09875	3/4-16	1/8-27	1
G60490-0804	8MJ-4MP	7259-10435	3/4-16	1/4-18	1
G60490-0806	8MJ-6MP	7259-10105	3/4-16	3/8-18	1
G60490-0808	8MJ-8MP	7259-04235	3/4-16	1/2-14	1
G60490-0812	8MJ-12MP	7259-10545	3/4-16	3/4-14	1
G60490-0816	8MJ-16MP	7259-05835	3/4-16	1-11 1/2	1
G60490-1004	10MJ-4MP	7259-07965	7/8-14	1/4-18	1
G60490-1006	10MJ-6MP	7259-10785	7/8-14	3/8-18	1
G60490-1008	10MJ-8MP	7259-25715	7/8-14	1/2-14	1
G60490-1012	10MJ-12MP	7259-10595	7/8-14	3/4-14	1
G60490-1016	10MJ-16MP	7259-07565	7/8-14	1-11 1/2	1
G60490-1206	12MJ-6MP	7259-07225	1 1/16-12	3/8-18	1
G60490-1208	12MJ-8MP	7259-10255	1 1/16-12	1/2-14	1
G60490-1212	12MJ-12MP	7259-25735	1 1/16-12	3/4-14	1
G60490-1216	12MJ-16MP	7259-10355	1 1/16-12	1-11 1/2	1
G60490-1220	12MJ-20MP	7259-05765	1 1/16-12	1 1/4-11 1/2	1
G60490-1224	12MJ-24MP	7259-07665	1 1/16-12	1 1/2-11 1/2	1
G60490-1408	14MJ-8MP	7259-09365	1 3/16-12	1/2-14	1
G60490-1412	14MJ-12MP	7259-77965	1 3/16-12	3/4-14	1
G60490-1416	14MJ-16MP	7259-07975	1 3/16-12	1-11 1/2	1
G60490-1608	16MJ-8MP	7259-06095	1 5/16-12	1/2-14	1
G60490-1612	16MJ-12MP	7259-10485	1 5/16-12	3/4-14	1
G60490-1616	16MJ-16MP	7259-04275	1 5/16-12	1-11 1/2	1
G60490-1620	16MJ-20MP	7259-34565	1 5/16-12	1 1/4-11 1/2	1
G60490-1624	16MJ-24MP	7259-06065	1 5/16-12	1 1/2-11 1/2	1
G60490-2012	20MJ-12MP	7259-07675	1 5/8-12	3/4-14	1
G60490-2016	20MJ-16MP	7259-11465	1 5/8-12	1-11 1/2	1
G60490-2020	20MJ-20MP	7259-10465	1 5/8-12	1 1/4-11 1/2	1
G60490-2024	20MJ-24MP	7259-34575	1 5/8-12	1 1/2-11 1/2	1

- EQUIPMENT
- HOSE/CPLG. SELECTION
- GLOBALSPIRAL COUPLINGS
- PCM COUPLINGS
- PCS COUPLINGS
- PCM/PCS FERRULES
- MEGACRIMP COUPLINGS
- POWER CRIMP COUPLINGS
- FIELD ATTACHABLE G1 & G2 COUPLINGS
- LOW PRESSURE COUPLINGS
- GLX COUPLINGS
- POLARSEAL COUPLINGS
- POWER STEERING
- PCTS THERMO-PLASTIC COUPLINGS
- ADAPTERS
- ACCESSORIES
- QUICK DISCONNECT COUPLERS
- BALL VALVES
- ASSEMBLY FABRICATION

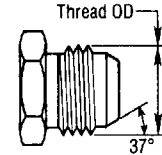
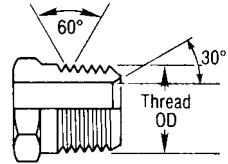



Male JIC 37° Flare to Male Pipe NPTF - Cont'd

Part No.	Descr.	Prod. No.			Std. Pack
			"	"	
G60490-2416	24MJ-16MP	7259-07125	1 7/8-12	1-11 1/2	1
G60490-2420	24MJ-20MP	7259-34585	1 7/8-12	1 1/4-11 1/2	1
G60490-2424	24MJ-24MP	7259-11245	1 7/8-12	1 1/2-11 1/2	1
G60490-2432	24MJ-32MP	7259-09375	1 7/8-12	2-11 1/2	1
G60490-3216	32MJ-16MP	7259-09385	2 1/2-12	1-11 1/2	1
G60490-3220	32MJ-20MP	7259-09395	2 1/2-12	1 1/4-11 1/2	1
G60490-3224	32MJ-24MP	7259-34595	2 1/2-12	1 1/2-11 1/2	1
G60490-3232	32MJ-32MP	7259-11365	2 1/2-12	2-11 1/2	1

Male JIC 37° Flare to Male Pipe NPTF - 45°


For use up to SAE 100R2 maximum working pressure.



Part No.	Descr.	Prod. No.			Std. Pack
			"	"	
G60497-0202	2MJ-2MP45	7259-09415	5/16-24	1/8-27	1
G60497-0302	3MJ-2MP45	7259-77975	3/8-24	1/8-27	1
G60497-0402	4MJ-2MP45	7259-10505	7/16-20	1/8-27	1
G60497-0404	4MJ-4MP45	7259-10825	7/16-20	1/4-18	1
G60497-0406	4MJ-6MP45	7259-34605	7/16-20	3/8-18	1
G60497-0408	4MJ-8MP45	7259-09425	7/16-20	1/2-14	1
G60497-0502	5MJ-2MP45	7259-11635	1/2-20	1/8-27	1
G60497-0504	5MJ-4MP45	7259-11265	1/2-20	1/4-18	1
G60497-0506	5MJ-6MP45	7259-07685	1/2-20	3/8-18	1
G60497-0602	6MJ-2MP45	7259-77985	9/16-18	1/8-27	1
G60497-0604	6MJ-4MP45	7259-10925	9/16-18	1/4-18	1
G60497-0606	6MJ-6MP45	7259-10715	9/16-18	3/8-18	1
G60497-0608	6MJ-8MP45	7259-11135	9/16-18	1/2-14	1
G60497-0612	6MJ-12MP45	7259-07315	9/16-18	3/4-14	1
G60497-0804	8MJ-4MP45	7259-77995	3/4-16	1/4-18	1
G60497-0806	8MJ-6MP45	7259-10695	3/4-16	3/8-18	1
G60497-0808	8MJ-8MP45	7259-10495	3/4-16	1/2-14	1
G60497-0812	8MJ-12MP45	7259-11395	3/4-16	3/4-14	1
G60497-1006	10MJ-6MP45	7259-11505	7/8-14	3/8-18	1
G60497-1008	10MJ-8MP45	7259-10395	7/8-14	1/2-14	1
G60497-1012	10MJ-12MP45	7259-34615	7/8-14	3/4-14	1
G60497-1208	12MJ-8MP45	7259-11375	1 1/16-12	1/2-14	1
G60497-1212	12MJ-12MP45	7259-10845	1 1/16-12	3/4-14	1
G60497-1216	12MJ-16MP45	7259-05775	1 1/16-12	1-11 1/2	1
G60497-1412	14MJ-12MP45	7259-09885	1 3/16-12	3/4-14	1
G60497-1608	16MJ-8MP45	7259-09435	1 5/16-12	1/2-14	1
G60497-1612	16MJ-12MP45	7259-11585	1 5/16-12	3/4-14	1
G60497-1616	16MJ-16MP45	7259-11035	1 5/16-12	1-11 1/2	1
G60497-1620	16MJ-20MP45	7259-07845	1 5/16-12	1 1/4-11 1/2	1

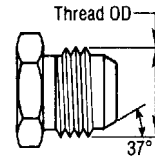
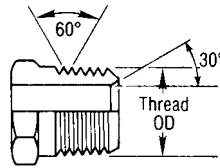




Male JIC 37° Flare to Male Pipe NPTF - 45° - Cont'd

Part No.	Descr.	Prod. No.			Std. Pack
			"	"	
G60497-2016	20MJ-16MP45	7259-07985	1 5/8-12	1-11 1/2	1
G60497-2020	20MJ-20MP45	7259-11485	1 5/8-12	1 1/4-11 1/2	1
G60497-2024	20MJ-24MP45	7259-08105	1 5/8-12	1 1/2-11 1/2	1
G60497-2424	24MJ-24MP45	7259-11695	1 7/8-12	1 1/2-11 1/2	1
G60497-3232	32MJ-32MP45	7259-11675	2 1/2-12	2-11 1/2	1

Male JIC 37° Flare to Male Pipe NPTF - 90°

For use up to SAE 100R2 maximum working pressure.




Part No.	Descr.	Prod. No.			Std. Pack
			"	"	
G60499-0202	2MJ-2MP90	7259-11755	5/16-24	1/8-27	1
G60499-0302	3MJ-2MP90	7259-78005	3/8-24	1/8-27	1
G60499-0402	4MJ-2MP90	7259-10175	7/16-20	1/8-27	1
G60499-0404	4MJ-4MP90	7259-10195	7/16-20	1/4-18	1
G60499-0406	4MJ-6MP90	7259-34645	7/16-20	3/8-18	1
G60499-0408	4MJ-8MP90	7259-09815	7/16-20	1/2-14	1
G60499-0412	4MJ-12MP90	7259-07695	7/16-20	3/4-14	1
G60499-0502	5MJ-2MP90	7259-11425	1/2-20	1/8-27	1
G60499-0504	5MJ-4MP90	7259-11045	1/2-20	1/4-18	1
G60499-0506	5MJ-6MP90	7259-34655	1/2-20	3/8-18	1
G60499-0602	6MJ-2MP90	7259-11085	9/16-18	1/8-27	1
G60499-0604	6MJ-4MP90	7259-28385	9/16-18	1/4-18	1
G60499-0606	6MJ-6MP90	7259-28185	9/16-18	3/8-18	1
G60499-0608	6MJ-8MP90	7259-10185	9/16-18	1/2-14	1
G60499-0612	6MJ-12MP90	7259-05545	9/16-18	3/4-14	1
G60499-0804	8MJ-4MP90	7259-11025	3/4-16	1/4-18	1
G60499-0806	8MJ-6MP90	7259-10165	3/4-16	3/8-18	1
G60499-0808	8MJ-8MP90	7259-28205	3/4-16	1/2-14	1
G60499-0812	8MJ-12MP90	7259-10275	3/4-16	3/4-14	1
G60499-0816	8MJ-16MP90	7259-07575	3/4-16	1-11 1/2	1
G60499-1006	10MJ-6MP90	7259-11195	7/8-14	3/8-18	1
G60499-1008	10MJ-8MP90	7259-28375	7/8-14	1/2-14	1
G60499-1012	10MJ-12MP90	7259-10555	7/8-14	3/4-14	1
G60499-1016	10MJ-16MP90	7259-07705	7/8-14	1-11 1/2	1
G60499-1206	12MJ-6MP90	7259-07995	1 1/16-12	3/8-18	1
G60499-1208	12MJ-8MP90	7259-10795	1 1/16-12	1/2-14	1
G60499-1212	12MJ-12MP90	7259-28395	1 1/16-12	3/4-14	1
G60499-1216	12MJ-16MP90	7259-34665	1 1/16-12	1-11 1/2	1
G60499-1220	12MJ-20MP90	7259-06835	1 1/16-12	1 1/4-11 1/2	1

- EQUIPMENT
- HOSE/CPLG. SELECTION
- GLOBALSPIRAL COUPLINGS
- PCM COUPLINGS
- PCS COUPLINGS
- PCM/PCS FERRULES
- MEGACRIMP COUPLINGS
- POWER CRIMP COUPLINGS
- FIELD ATTACHABLE G1 & G2 COUPLINGS
- LOW PRESSURE COUPLINGS
- GLX COUPLINGS
- POLARSEAL COUPLINGS
- POWER STEERING
- PCTS THERMO-PLASTIC COUPLINGS
- ADAPTERS
- ACCESSORIES
- QUICK DISCONNECT COUPLERS
- BALL VALVES
- ASSEMBLY FABRICATION



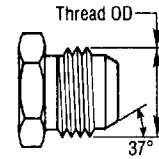
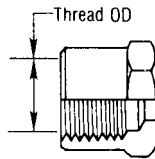
EQUIPMENT
HOSE/CPLG. SELECTION
GLOBALSPIRAL COUPLINGS
PCM COUPLINGS
PCS COUPLINGS
PCM/PCS FERRULES
MEGACRIMP COUPLINGS
POWER CRIMP COUPLINGS
FIELD ATTACHABLE G1 & G2 COUPLINGS
LOW PRESSURE COUPLINGS
GLX COUPLINGS
POLARSEAL COUPLINGS
POWER STEERING
PCTS THERMO-PLASTIC COUPLINGS
ADAPTERS
ACCESSORIES
QUICK DISCONNECT COUPLERS
BALL VALVES
ASSEMBLY FABRICATION


Male JIC 37° Flare to Male Pipe NPTF - 90° - Cont'd

Part No.	Descr.	Prod. No.			Std. Pack
			"	"	
G60499-1408	14MJ-8MP90	7259-09445	1 3/16-12	1/2-14	1
G60499-1412	14MJ-12MP90	7259-07585	1 3/16-12	3/4-14	1
G60499-1608	16MJ-8MP90	7259-09455	1 5/16-12	1/2-14	1
G60499-1612	16MJ-12MP90	7259-11205	1 5/16-12	3/4-14	1
G60499-1616	16MJ-16MP90	7259-28405	1 5/16-12	1-11 1/2	1
G60499-1620	16MJ-20MP90	7259-34675	1 5/16-12	1 1/4-11 1/2	1
G60499-1624	16MJ-24MP90	7259-07715	1 5/16-12	1 1/2-11 1/2	1
G60499-2016	20MJ-16MP90	7259-11565	1 5/8-12	1-11 1/2	1
G60499-2020	20MJ-20MP90	7259-10905	1 5/8-12	1 1/4-11 1/2	1
G60499-2024	20MJ-24MP90	7259-34685	1 5/8-12	1 1/2-11 1/2	1
G60499-2416	24MJ-16MP90	7259-09465	1 7/8-12	1-11 1/2	1
G60499-2420	24MJ-20MP90	7259-34695	1 7/8-12	1 1/4-11 1/2	1
G60499-2424	24MJ-24MP90	7259-11445	1 7/8-12	1 1/2-11 1/2	1
G60499-3224	32MJ-24MP90	7259-08335	2 1/2-12	1 1/2-11 1/2	1
G60499-3232	32MJ-32MP90	7259-11685	2 1/2-12	2-11 1/2	1

Male JIC 37° Flare to Female Pipe NPTF


For use up to SAE 100R2 maximum working pressure.



Part No.	Descr.	Prod. No.			Std. Pack
			"	"	
G60510-0202	2MJ-2FP	7259-78015	5/16-24	1/8-27	1
G60510-0302	3MJ-2FP	7259-08515	3/8-24	1/8-27	1
G60510-0304	3MJ-4FP	7259-08525	3/8-24	1/4-18	1
G60510-0402	4MJ-2FP	7259-11165	2 1/2-12	1/8-27	1
G60510-0404	4MJ-4FP	7259-10965	7/16-20	1/4-18	1
G60510-0406	4MJ-6FP	7259-06915	7/16-20	3/8-18	1
G60510-0408	4MJ-8FP	7259-09475	7/16-20	1/2-14	1
G60510-0502	5MJ-2FP	7259-11665	1/2-20	1/8-27	1
G60510-0504	5MJ-4FP	7259-11615	1/2-20	1/4-18	1
G60510-0602	6MJ-2FP	7259-09485	9/16-18	1/8-27	1
G60510-0604	6MJ-4FP	7259-10515	9/16-18	1/4-18	1
G60510-0606	6MJ-6FP	7259-10685	9/16-18	3/8-18	1
G60510-0608	6MJ-8FP	7259-34715	9/16-18	1/2-14	1
G60510-0804	8MJ-4FP	7259-09495	3/4-16	1/4-18	1
G60510-0806	8MJ-6FP	7259-10945	3/4-16	3/8-18	1
G60510-0808	8MJ-8FP	7259-10605	1 7/8-12	1 7/8-12	1
G60510-0812	8MJ-12FP	7259-34725	3/4-16	3/4-14	1
G60510-1006	10MJ-6FP	7259-34735	7/8-14	3/8-18	1
G60510-1008	10MJ-8FP	7259-10805	7/8-14	1/2-14	1
G60510-1012	10MJ-12FP	7259-34745	7/8-14	3/4-14	1
G60510-1208	12MJ-8FP	7259-34755	1 1/16-12	1/2-14	1
G60510-1212	12MJ-12FP	7259-10675	1 1/16-12	3/4-14	1
G60510-1216	12MJ-16FP	7259-06655	1 1/16-12	1-11 1/2	1
G60510-1412	14MJ-12FP	7259-08345	1 5/16-12	3/4-14	1

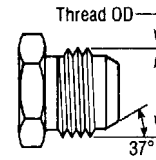
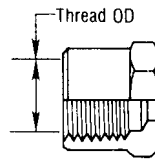




Male JIC 37° Flare to Female Pipe NPTF - Cont'd

Part No.	Descr.	Prod. No.			Std. Pack
			"	"	
G60510-1612	16MJ-12FP	7259-07005	1 5/16-12	3/4-14	1
G60510-1616	16MJ-16FP	7259-10985	1 5/16-12	1-11 1/2	1
G60510-1620	16MJ-20FP	7259-34765	1 5/16-12	1 1/4-11 1/2	1
G60510-2016	20MJ-16FP	7259-08535	1 5/8-12	1-11 1/2	1
G60510-2020	20MJ-20FP	7259-25925	1 5/8-12	1 1/4-11 1/2	1
G60510-2424	24MJ-24FP	7259-25935	1 7/8-12	1 1/2-11 1/2	1
G60510-3232	32MJ-32FP	7259-34775	2 1/2-12	2-11 1/2	1

Male JIC 37° Flare to Female Pipe NPTF - 90°

For use up to SAE 100R2 maximum working pressure.



Part No.	Descr.	Prod. No.			Std. Pack
			"	"	
G60514-0402	4MJ-2FP90	7259-25105	7/16-20	1/8-27	1
G60514-0404	4MJ-4FP90	7259-34785	7/16-20	1/4-18	1
G60514-0502	5MJ-2FP90	7259-07365	1/2-20	1/8-27	1
G60514-0504	5MJ-4FP90	7259-34805	1/2-20	1/4-18	1
G60514-0602	6MJ-2FP90	7259-09505	9/16-18	1/8-27	1
G60514-0604	6MJ-4FP90	7259-25115	9/16-18	1/4-18	1
G60514-0606	6MJ-6FP90	7259-34825	9/16-18	3/8-18	1
G60514-0608	6MJ-8FP90	7259-00405	9/16-18	1/2-14	1
G60514-0804	8MJ-4FP90	7259-09515	3/4-16	1/4-18	1
G60514-0806	8MJ-6FP90	7259-25125	3/4-16	3/8-18	1
G60514-0808	8MJ-8FP90	7259-34835	3/4-16	1/2-14	1
G60514-1008	10MJ-8FP90	7259-25135	7/8-14	1/2-14	1
G60514-1208	12MJ-8FP90	7259-34845	1 1/16-12	1/2-14	1
G60514-1212	12MJ-12FP90	7259-25145	1 1/16-12	3/4-14	1
G60514-1412	14MJ-12FP90	7259-09525	1 3/16-12	3/4-14	1
G60514-1616	16MJ-16FP90	7259-25155	1 5/16-12	1-11 1/2	1
G60514-2020	20MJ-20FP90	7259-34855	1 5/8-12	1 1/4-11 1/2	1
G60514-2424	24MJ-24FP90	7259-07725	1 7/8-12	1 1/2-11 1/2	1

EQUIPMENT

HOSE/CPLG. SELECTION

GLOBALSPIRAL COUPLINGS

PCM COUPLINGS

PCS COUPLINGS

PCM/PCS FERRULES

MEGACRIMP COUPLINGS

POWER CRIMP COUPLINGS

FIELD ATTACHABLE G1 & G2 COUPLINGS

LOW PRESSURE COUPLINGS

GLX COUPLINGS

POLARSEAL COUPLINGS

POWER STEERING

PCTS THERMO-PLASTIC COUPLINGS

ADAPTERS

ACCESSORIES

QUICK DISCONNECT COUPLERS

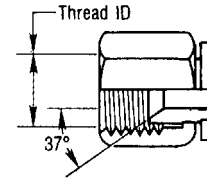
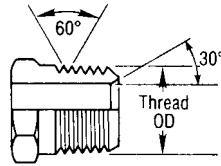
BALL VALVES


ASSEMBLY FABRICATION



Female JIC 37° Flare Swivel to Male Pipe NPTF

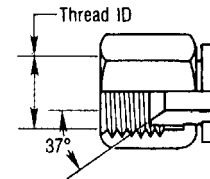
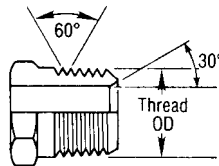
For use up to SAE 100R2 maximum working pressure.




Part No.	Descr.	Prod. No.			Std. Pack
			"	"	
G60520-0402	4FJX-2MP	7253-34865	7/16-20	1/8-27	1
G60520-0404	4FJX-4MP	7259-34875	7/16-20	1/4-18	1
G60520-0604	6FJX-4MP	7259-34885	9/16-18	1/4-18	1
G60520-0606	6FJX-6MP	7259-34895	9/16-18	3/8-18	1
G60520-0806	8FJX-6MP	7259-34905	3/4-16	3/8-18	1
G60520-0808	8FJX-8MP	7259-34915	3/4-16	1/2-14	1
G60520-1212	12FJX-12MP	7259-34925	1 1/16-12	3/4-14	1
G60520-1616	16FJX-16MP	7253-34935	1 5/16-12	1-11 1/2	1
G60520-2020	20FJX-20MP	7259-34945	1 5/8-12	1 1/4-11 1/2	1

Female JIC 37° Flare Swivel to Male Pipe NPTF - 90°

For use up to SAE 100R2 maximum working pressure.

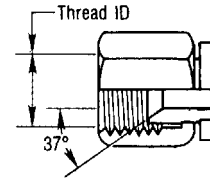
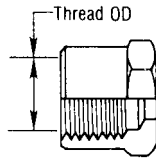



Part No.	Descr.	Prod. No.			Std. Pack
			"	"	
G60524-0402	4FJX-2MP90	7253-34955	9/16-18	1/8-27	1
G60524-0404	4FJX-4MP90	7259-05325	7/16-20	1/4-18	1
G60524-0604	6FJX-4MP90	7253-34965	9/16-18	1/4-18	1
G60524-0606	6FJX-6MP90	7253-34975	9/16-18	3/8-18	1
G60524-0806	8FJX-6MP90	7253-34985	3/4-16	3/8-18	1
G60524-0808	8FJX-8MP90	7253-34995	3/4-16	1/2-14	1
G60524-1008	10FJX-8MP90	7253-35015	7/8-14	1/2-14	1
G60524-1212	12FJX-12MP90	7253-35025	1 1/16-12	3/4-14	1
G60524-1616	16FJX-16MP90	7259-35285	1 5/16-12	1-11 1/2	1
G60524-2020	20FJX-20MP90	7259-35295	1 5/8-12	1 1/4-11 1/2	1
G60524-2424	24FJX-24MP90	7259-35035	1 7/8-12	1 1/2-11 1/2	1



Female JIC 37° Flare Swivel to Female Pipe NPTF

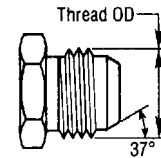
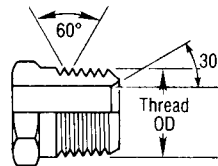

For use up to SAE 100R2 maximum working pressure.




Part No.	Descr.	Prod. No.			Std. Pack
			"	"	
G60530-0402	4FJX-2FP	7253-35045	7/16-20	1/8-27	1
G60530-0404	4FJX-4FP	7253-35055	7/16-20	1/4-18	1
G60530-0606	6FJX-6FP	7253-35075	9/16-18	3/8-18	1
G60530-0806	8FJX-6FP	7253-35095	3/4-16	3/8-18	1
G60530-0808	8FJX-8FP	7253-35105	3/4-16	1/2-14	1
G60530-1008	10FJX-8FP	7253-35115	7/8-14	1/2-14	1
G60530-1212	12FJX-12FP	7253-35125	1 1/16-12	3/4-14	1
G60530-1616	16FJX-16FP	7259-35135	1 5/16-12	1-11 1/2	1
G60530-2020	20FJX-20FP	7259-35145	1 5/8-12	1 1/4-11 1/2	1

Male JIC 37° Flare Bulkhead to Male Pipe NPTF

For use up to SAE 100R2 maximum working pressure.



Part No.	Descr.	Prod. No.			Std. Pack
			"	"	
G60541-0402	4MJBKHD-2MP	7259-09945	7/16-20	1/8-27	1
G60541-0404	4MJBKHD-4MP	7259-35155	7/16-20	1/4-18	1
G60541-0604	6MJBKHD-4MP	7259-35165	9/16-18	1/4-18	1
G60541-0806	8MJBKHD-6MP	7259-35175	3/4-16	3/8-18	1
G60541-0808	8MJBKHD-8MP	7259-09905	3/4-16	1/2-14	1
G60541-1008	10MJBKHD-8MP	7259-35185	7/8-14	1/2-14	1
G60541-1208	12MJBKHD-8MP	7259-35275	1 1/16-12	1/2-14	1
G60541-1212	12MJBKHD-12MP	7259-35195	1 1/16-12	3/4-14	1
G60541-1616	16MJBKHD-16MP	7253-35205	1 5/16-12	1-11 1/2	1
G60541-2020	20MJBKHD-20MP	7259-09965	1 5/8-12	1 1/4-11 1/2	1

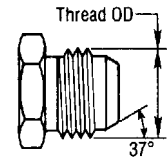
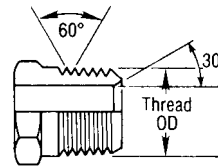
- EQUIPMENT
- HOSE/CPLG. SELECTION
- GLOBALSPIRAL COUPLINGS
- PCM COUPLINGS
- PCS COUPLINGS
- PCM/PCS FERRULES
- MEGACRIMP COUPLINGS
- POWER CRIMP COUPLINGS
- FIELD ATTACHABLE G1 & G2 COUPLINGS
- LOW PRESSURE COUPLINGS
- GLX COUPLINGS
- POLARSEAL COUPLINGS
- POWER STEERING
- PCTS THERMO-PLASTIC COUPLINGS
- ADAPTERS
- ACCESSORIES
- QUICK DISCONNECT COUPLERS
- BALL VALVES
- ASSEMBLY FABRICATION




EQUIPMENT
HOSE/CPLG. SELECTION
GLOBALSPIRAL COUPLINGS
PCM COUPLINGS
PCS COUPLINGS
PCM/PCS FERRULES
MEGACRIMP COUPLINGS
POWER CRIMP COUPLINGS
FIELD ATTACHABLE G1 & G2 COUPLINGS
LOW PRESSURE COUPLINGS
GLX COUPLINGS
POLARSEAL COUPLINGS
POWER STEERING
PCTS THERMO-PLASTIC COUPLINGS
ADAPTERS
ACCESSORIES
QUICK DISCONNECT COUPLERS
BALL VALVES
ASSEMBLY FABRICATION

Male JIC 37° Flare on Run to Male Pipe NPTF - Tee

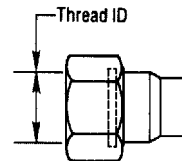
For use up to SAE 100R2 maximum working pressure.




Part No.	Descr.	Prod. No.				Std. Pack
			"	"	"	
G60551-0302	3MJ-3MJ-2MP	7259-09605	3/8-24	3/8-24	1/8-27	1
G60551-0402	4MJ-4MJ-2MP	7259-23415	7/16-20	7/16-20	1/8-27	1
G60551-0404	4MJ-4MJ-4MP	7259-35215	7/16-20	7/16-20	1/4-18	1
G60551-0406	4MJ-4MJ-6MP	7259-05855	7/16-20	3/8-18	3/8-18	1
G60551-0502	5MJ-5MJ-2MP	7259-07385	1/2-20	1/2-20	1/8-27	1
G60551-0504	5MJ-5MJ-4MP	7259-35225	1/2-20	1/2-20	1/4-18	1
G60551-0604	6MJ-6MJ-4MP	7259-23425	9/16-18	9/16-18	1/4-18	1
G60551-0606	6MJ-6MJ-6MP	7259-35235	9/16-18	9/16-18	3/8-18	1
G60551-0608	6MJ-6MJ-8MP	7259-35245	9/16-18	9/16-18	1/2-14	1
G60551-0812	8MJ-8MJ-12MP	7259-09615	3/4-16	3/4-16	3/4-14	1
G60551-0806	8MJ-8MJ-6MP	7259-23435	3/4-16	3/4-16	3/8-18	1
G60551-0808	8MJ-8MJ-8MP	7259-35255	3/4-16	3/4-16	1/2-14	1
G60551-1008	10MJ-10MJ-8MP	7259-23445	7/8-14	7/8-14	1/2-14	1
G60551-1212	12MJ-12MJ-12MP	7259-23455	1 1/16-12	1 1/16-12	3/4-14	1
G60551-1216	12MJ-12MJ-16MP	7259-07735	1 1/16-12	1 1/16-12	1-11 1/2	1
G60551-1208	12MJ-12MJ-8MP	7259-07395	1 1/16-12	1 1/16-12	1/2-14	1
G60551-1412	14MJ-14MJ-12MP	7259-09625	1 3/16-12	1 3/16-12	3/4-14	1
G60551-1612	16MJ-16MJ-12MP	7259-09635	1 5/16-12	1 5/16-12	3/4-14	1
G60551-1616	16MJ-16MJ-16MP	7259-23465	1 5/16-12	1 5/16-12	1-11 1/2	1
G60551-2020	20MJ-20MJ-20MP	7259-35265	1 5/8-12	1 5/8-12	1 5/8-12	1
G60551-2424	24MJ-24MJ-24MP	7259-08355	1 7/8-12	1 7/8-12	1 1/2-11 1/2	1
G60551-3232	32MJ-32MJ-32MP	7259-09645	2 1/2-12	2 1/2-12	2-11 1/2	1

Female Flat-Face O-Ring Cap


For use up to SAE 100R2 maximum working pressure.



Part No.	Descr.	Prod. No.		Std. Pack
G60701-0004	4FFOR-CAP	7253-32125	9/16-18	1
G60701-0006	6FFOR-CAP	7253-32135	11/16-16	1
G60701-0008	8FFOR-CAP	7253-32145	13/16-16	1
G60701-0010	10FFOR-CAP	7253-32155	1-14	1
G60701-0012	12FFOR-CAP	7253-32165	1 3/16-12	1
G60701-0016	16FFOR-CAP	7253-32175	1 7/16-12	1

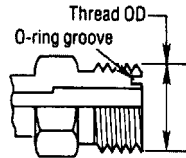



Female Flat-Face O-Ring Cap - Cont'd

Part No.	Descr.	Prod. No.		Std. Pack
G60701-0020	20FFOR-CAP	7253-32185	1 11/16-12	1
G60701-0024	24FFOR-CAP	7253-32195	2-12	1

Male Flat-Face O-Ring Plug

For use up to SAE 100R2 maximum working pressure.




Part No.	Descr.	Prod. No.		Std. Pack
G60702-0004	4MFFOR-PLUG	7259-32045	9/16-18	1
G60702-0006	6MFFOR-PLUG	7259-32055	11/16-16	1
G60702-0008	8MFFOR-PLUG	7259-32065	13/16-16	1
G60702-0010	10MFFOR-PLUG	7259-32075	1-14	1
G60702-0012	12MFFOR-PLUG	7259-32085	1 3/16-12	1
G60702-0016	16MFFOR-PLUG	7259-32095	1 7/16-12	1
G60702-0020	20MFFOR-PLUG	7259-32105	1 11/16-12	1
G60702-0024	24MFFOR-PLUG	7259-32115	2-12	1
G60702-0032	32MFFOR-PLUG	7259-09655	2 1/2-12	1

Male Flat-Face O-Ring to Male Flat-Face O-Ring

For use up to SAE 100R2 maximum working pressure.



Part No.	Descr.	Prod. No.			Std. Pack
			"	"	
G60705-0404	4MFFOR-4MFFOR	7259-43965	9/16-18	9/16-18	1
G60705-0604	6MFFOR-4MFFOR	7259-43975	11/16-16	9/16-18	1
G60705-0606	6MFFOR-6MFFOR	7259-43985	11/16-16	—	1
G60705-0806	8MFFOR-6MFFOR	7259-43995	13/16-16	11/16-16	1
G60705-0808	8MFFOR-8MFFOR	7259-44005	13/16-16	11/16-16	1
G60705-1010	10MFFOR-10MFFOR	7259-44025	1-14	—	1
G60705-1212	12MFFOR-12MFFOR	7259-44045	1 3/16-12	—	1
G60705-1616	16MFFOR-16MFFOR	7259-44065	1 7/16-12	—	1
G60705-2020	20MFFOR-20MFFOR	7259-44075	1 11/16-12	—	1
G60705-2424	24MFFOR-24MFFOR	7259-44085	—	—	1

- EQUIPMENT
- HOSE/CPLG. SELECTION
- GLOBALSPIRAL COUPLINGS
- PCM COUPLINGS
- PCS COUPLINGS
- PCM/PCS FERRULES
- MEGACRIMP COUPLINGS
- POWER CRIMP COUPLINGS
- FIELD ATTACHABLE G1 & G2 COUPLINGS
- LOW PRESSURE COUPLINGS
- GLX COUPLINGS
- POLARSEAL COUPLINGS
- POWER STEERING
- PCTS THERMO-PLASTIC COUPLINGS
- ADAPTERS
- ACCESSORIES
- QUICK DISCONNECT COUPLERS
- BALL VALVES
- ASSEMBLY FABRICATION



EQUIPMENT

HOSE/CPLG. SELECTION

GLOBALSPIRAL COUPLINGS

PCM COUPLINGS

PCS COUPLINGS

PCM/PCS FERRULES

MEGACRIMP COUPLINGS

POWER CRIMP COUPLINGS

FIELD ATTACHABLE G1 & G2 COUPLINGS

LOW PRESSURE COUPLINGS

GLX COUPLINGS

POLARSEAL COUPLINGS

POWER STEERING

PCTS THERMO-PLASTIC COUPLINGS

ADAPTERS

ACCESSORIES

QUICK DISCONNECT COUPLERS


BALL VALVES

ASSEMBLY FABRICATION

Male Flat-Face O-Ring to Male Flat-Face O-Ring - 90°

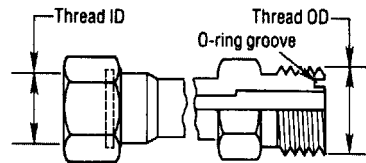
For use up to SAE 100R2 maximum working pressure.




Part No.	Descr.	Prod. No.		Std. Pack
G60712-0404	4MFFOR-4MFFOR90	7259-44105	9/16-18	1
G60712-0808	8MFFOR-8MFFOR90	7259-44125	13/16-16	1

Male Flat-Face O-Ring to Female Flat-Face Swivel - 90°

For use up to SAE 100R2 maximum working pressure.




Part No.	Descr.	Prod. No.			Std. Pack
			"	"	
G60724-0404	4MFFOR-4FFORX90	7259-06075	9/16-18	9/16-18	1
G60724-0606	6MFFOR-6FFORX90	7259-31905	11/16-16	11/16-16	1
G60724-0808	8MFFOR-8FFORX90	7259-00345	13/16-16	13/16-16	1
G60724-1010	10MFFOR-10FFORX90	7259-05585	1-14	1-14	1
G60724-1212	12MFFOR-12FFORX90	7259-06085	1 3/16-12	1 3/16-12	1
G60724-1616	16MFFOR-16FFORX90	7259-05285	1 7/16-12	1 7/16-12	1
G60724-2020	20MFFOR-20FFORX90	7259-09665	1 11/16-12	1 11/16-12	1
G60724-2424	24MFFOR-24FFORX90	7259-09675	2-12	2-12	1

Male Flat-Face O-Ring Tee


For use up to SAE 100R2 maximum working pressure.



Part No.	Descr.	Prod. No.		Std. Pack
G60740-0404	4MFFOR-4MFFOR-4MFFOR	7259-04805	9/16-18	1

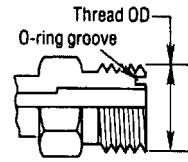
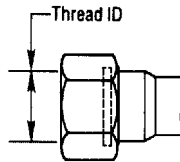



Male Flat-Face O-Ring Tee - Cont'd

Part No.	Descr.	Prod. No.		Std. Pack
G60740-0606	6MFFOR-6MFFOR-6MFFOR	7259-04815	11/16-16	1
G60740-0808	8MFFOR-8MFFOR-8MFFOR	7259-04825	13/16-16	1
G60740-1010	10MFFOR-10MFFOR-10MFFOR	7259-04835	1-14	1
G60740-1212	12MFFOR-12MFFOR-12MFFOR	7259-04845	1 3/16-12	1
G60740-1616	16MFFOR-16MFFOR-16MFFOR	7259-04855	1 7/16-12	1
G60740-2020	20MFFOR-20MFFOR-20MFFOR	7259-04865	1 11/16-12	1
G60740-2424	24MFFOR-24MFFOR-24MFFOR	7259-04875	2-12	1

Male Flat-Face O-Ring on Run to Female Flat-Face Swivel - Tee

For use up to SAE 100R2 maximum working pressure.




Part No.	Descr.	Prod. No.			Std. Pack
			"	"	
G60742-0404	4MFFOR-4MFFOR-4FFORX	7259-31805	9/16-18	9/16-18	1
G60742-0606	6MFFOR-6MFFOR-6FFORX	7259-31815	11/16-16	11/16-16	1
G60742-0808	8MFFOR-8MFFOR-8FFORX	7259-31825	13/16-16	13/16-16	1
G60742-1010	10MFFOR-10MFFOR-10FFORX	7259-09685	1-14	1-14	1
G60742-1212	12MFFOR-12MFFOR-12FFORX	7259-09695	1 3/16-12	1 3/16-12	1
G60742-1616	16MFFOR-16MFFOR-16FFORX	7259-09705	1 1/16-12	7/16-20	1
G60742-2020	20MFFOR-20MFFOR-20FFORX	7259-09715	1 11/16-12	1 11/16-12	1
G60742-2424	24MFFOR-24MFFOR-24FFORX	7259-09725	2-12	2-12	1

Male Flat-Face O-Ring to Female Flat-Face O-Ring to Male Flat-Face O-Ring - Tee

For use up to SAE 100R2 maximum working pressure.



Part No.	Descr.	Prod. No.		Std. Pack
G60744-0404	4MFFOR-4FFORX-4MFFOR	7259-00265	9/16-18	1
G60744-0606	6MFFOR-6FFORX-6MFFOR	7259-00135	11/16-16	1
G60744-0808	8MFFOR-8FFORX-8MFFOR	7259-00225	13/16-16	1
G60744-1010	10MFFOR-10FFORX-10MFFOR	7259-06815	1-14	1
G60744-1212	12MFFOR-12FFORX-12MFFOR	7259-00555	1 3/16-12	1

EQUIPMENT

HOSE/CPLG. SELECTION

GLOBALSPIRAL COUPLINGS

PCM COUPLINGS

PCS COUPLINGS

PCM/PCS FERRULES

MEGACRIMP COUPLINGS

POWER CRIMP COUPLINGS

FIELD ATTACHABLE G1 & G2 COUPLINGS

LOW PRESSURE COUPLINGS

GLX COUPLINGS

POLARSEAL COUPLINGS

POWER STEERING

PCTS THERMO-PLASTIC COUPLINGS

ADAPTERS

ACCESSORIES

QUICK DISCONNECT COUPLERS

BALL VALVES

ASSEMBLY FABRICATION



EQUIPMENT

HOSE/CPLG. SELECTION

GLOBALSPIRAL COUPLINGS

PCM COUPLINGS

PCS COUPLINGS

PCM/PCS FERRULES

MEGACRIMP COUPLINGS

POWER CRIMP COUPLINGS

FIELD ATTACHABLE G1 & G2 COUPLINGS

LOW PRESSURE COUPLINGS

GLX COUPLINGS

POLARSEAL COUPLINGS

POWER STEERING

PCTS THERMO-PLASTIC COUPLINGS

ADAPTERS


ACCESSORIES

QUICK DISCONNECT COUPLERS

BALL VALVES

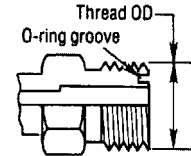
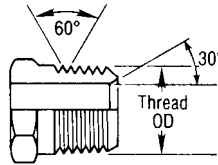
ASSEMBLY FABRICATION


Male Flat-Face O-Ring to Female Flat-Face O-Ring to Male Flat-Face O-Ring - Tee - Cont'd

Part No.	Descr.	Prod. No.		Std. Pack
G60744-1616	16MFFOR-16FFORX-16MFFOR	7259-06025	1 7/16-12	1
G60744-2020	20MFFOR-20FFORX-20MFFOR	7259-04785	1 11/16-12	1
G60744-2424	24MFFOR-24FFORX-24MFFOR	7259-04795	2-12	1

Male Flat-Face O-Ring to Male Pipe NPTF

For use up to SAE 100R2 maximum working pressure.




Part No.	Descr.	Prod. No.			Std. Pack
			"	"	
G60770-0402	4MFFOR-2MP	7259-30615	9/16-18	1/8-27	1
G60770-0404	4MFFOR-4MP	7259-30625	9/16-18	1/4-18	1
G60770-0406	4MFFOR-6MP	7259-30635	9/16-18	3/8-18	1
G60770-0604	6MFFOR-4MP	7259-30645	11/16-16	1/4-18	1
G60770-0606	6MFFOR-6MP	7259-30655	11/16-16	3/8-18	1
G60770-0608	6MFFOR-8MP	7259-30665	11/16-16	1/2-14	1
G60770-0804	8MFFOR-4MP	7259-09845	13/16-16	1/4-18	1
G60770-0806	8MFFOR-6MP	7259-30675	13/16-16	3/8-18	1
G60770-0808	8MFFOR-8MP	7259-30685	13/16-16	1/2-14	1
G60770-0812	8MFFOR-12MP	7259-06845	13/16-16	3/4-14	1
G60770-1008	10MFFOR-8MP	7259-30695	1-14	1/2-14	1
G60770-1012	10MFFOR-12MP	7259-06755	1-14	3/4-14	1
G60770-1208	12MFFOR-8MP	7259-06035	1 3/16-12	1/2-14	1
G60770-1212	12MFFOR-12MP	7259-30705	1 3/16-12	3/4-14	1
G60770-1216	12MFFOR-16MP	7259-08115	1 3/16-12	1-11 1/2	1
G60770-1612	16MFFOR-12MP	7259-07075	1 7/16-12	3/4-14	1
G60770-1616	16MFFOR-16MP	7259-30715	1 7/16-12	1-11 1/2	1
G60770-2020	20MFFOR-20MP	7259-30725	1 11/16-12	1 1/4-11 1/2	1
G60770-2424	24MFFOR-24MP	7259-07595	2-12	1 1/2-11 1/2	1

Male Flat-Face O-Ring to Female JIC 37° Flare Swivel


For use up to SAE 100R2 maximum working pressure.



Part No.	Descr.	Prod. No.			Std. Pack
			"	"	
G60785-0404	4MFFOR-4FJX	7259-09995	9/16-18	7/16-20	1
G60785-0606	6MFFOR-6FJX	7259-05135	11/16-16	9/16-18	1

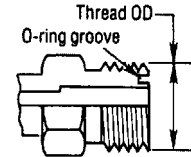
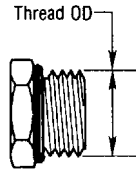



Male Flat-Face O-Ring to Female JIC 37° Flare Swivel - Cont'd

Part No.	Descr.	Prod. No.			Std. Pack
			"	"	
G60785-0808	8MFFOR-8FJX	7259-05365	13/16-16	3/4-16	1
G60785-1010	10MFFOR-10FJX	7259-06335	1-14	7/8-14	1
G60785-1212	12MFFOR-12FJX	7259-05215	1 3/16-12	1 1/16-12	1
G60785-1616	16MFFOR-16FJX	7259-06765	1 7/16-12	1 5/16-12	1

Male Flat-Face O-Ring to Male O-Ring Boss

For use up to SAE 100R2 maximum working pressure.



Part No.	Descr.	Prod. No.			Std. Pack
			"	"	
G60800-0404	4MFFOR-4MB	7259-30015	9/16-18	7/16-20	1
G60800-0406	4MFFOR-6MB	7259-29905	9/16-18	9/16-18	1
G60800-0408	4MFFOR-8MB	7259-30115	9/16-18	3/4-16	1
G60800-0604	6MFFOR-4MB	7259-30025	11/16-16	9/16-18	1
G60800-0606	6MFFOR-6MB	7259-00085	11/16-16	7/16-20	1
G60800-0608	6MFFOR-8MB	7259-29925	11/16-16	3/4-16	1
G60800-0610	6MFFOR-10MB	7259-30095	11/16-16	7/8-14	1
G60800-0806	8MFFOR-6MB	7259-30035	13/16-16	3/4-16	1
G60800-0808	8MFFOR-8MB	7259-29915	13/16-16	9/16-18	1
G60800-0810	8MFFOR-10MB	7259-30105	13/16-16	7/8-14	1
G60800-0812	8MFFOR-12MB	7259-30125	13/16-16	1 1/16-12	1
G60800-0816	8MFFOR-16MB	7259-08005	13/16-16	1 5/16-12	1
G60800-1008	10MFFOR-8MB	7259-00155	1-14	3/4-16	1
G60800-1010	10MFFOR-10MB	7259-30045	1-14	7/8-14	1
G60800-1012	10MFFOR-12MB	7259-00165	1-14	1 1/16-12	1
G60800-1208	12MFFOR-8MB	7259-30135	1 3/16-12	3/4-16	1
G60800-1210	12MFFOR-10MB	7259-05385	1 3/16-12	7/8-14	1
G60800-1212	12MFFOR-12MB	7259-30055	1 3/16-12	1 1/16-12	1
G60800-1216	12MFFOR-16MB	7259-30175	1 3/16-12	1 5/16-12	1
G60800-1612	16MFFOR-12MB	7259-30185	1 7/16-12	1 1/16-12	1
G60800-1616	16MFFOR-16MB	7259-50255	1 7/16-12	1 5/16-12	1
G60801-1616	16MFFOR-16MBL	7253-30155	1 7/16-12	1 5/16-12	1
G60800-1620	16MFFOR-20MB	7259-00045	1 7/16-12	1 5/8-20	1
G60800-2016	20MFFOR-16MB	7259-30145	1 11/16-12	1 5/16-12	1
G60800-2020	20MFFOR-20MB	7259-30075	1 11/16-12	1 5/8-12	1
G60801-2020	20MFFOR-20MBL	7253-30165	1 11/16-12	1 5/8-12	1
G60800-2024	20MFFOR-24MB	7259-09745	1 11/16-12	1 7/8-12	1
G60800-2420	24MFFOR-20MB	7259-09755	2-12	1 5/8-12	1
G60800-2424	24MFFOR-24MB	7259-00175	2-12	1 7/8-12	1
G60800-3232	32MFFOR-32MB	7259-00325	2 1/2-12	2 1/2-12	1

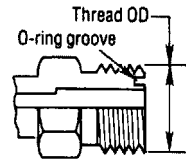
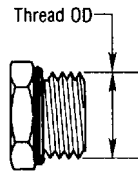
- EQUIPMENT
- HOSE/CPLG. SELECTION
- GLOBALSPIRAL COUPLINGS
- PCM COUPLINGS
- PCS COUPLINGS
- PCM/PCS FERRULES
- MEGACRIMP COUPLINGS
- POWER CRIMP COUPLINGS
- FIELD ATTACHABLE G1 & G2 COUPLINGS
- LOW PRESSURE COUPLINGS
- GLX COUPLINGS
- POLARSEAL COUPLINGS
- POWER STEERING
- PCTS THERMO-PLASTIC COUPLINGS
- ADAPTERS
- ACCESSORIES
- QUICK DISCONNECT COUPLERS
- BALL VALVES
- ASSEMBLY FABRICATION




EQUIPMENT
HOSE/CPLG. SELECTION
GLOBALSPIRAL COUPLINGS
PCM COUPLINGS
PCS COUPLINGS
PCM/PCS FERRULES
MEGACRIMP COUPLINGS
POWER CRIMP COUPLINGS
FIELD ATTACHABLE G1 & G2 COUPLINGS
LOW PRESSURE COUPLINGS
GLX COUPLINGS
POLARSEAL COUPLINGS
POWER STEERING
PCTS THERMO-PLASTIC COUPLINGS
ADAPTERS
ACCESSORIES
QUICK DISCONNECT COUPLERS
BALL VALVES
ASSEMBLY FABRICATION

Male Flat-Face O-Ring to Male O-Ring Boss - 45°

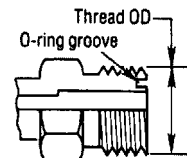
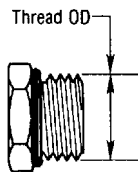
For use up to SAE 100R2 maximum working pressure.




Part No.	Descr.	Prod. No.			Std. Pack
			"	"	
G60805-0404	4MFFOR-4MB45	7259-30935	9/16-18	7/16-20	1
G60805-0406	4MFFOR-6MB45	7259-30305	9/16-18	9/16-18	1
G60805-0604	6MFFOR-4MB45	7259-30945	11/16-16	7/16-20	1
G60805-0606	6MFFOR-6MB45	7259-30225	11/16-16	9/16-18	1
G60805-0608	6MFFOR-8MB45	7259-30955	11/16-16	3/4-16	1
G60805-0806	8MFFOR-6MB45	7259-30965	13/16-16	9/16-18	1
G60805-0808	8MFFOR-8MB45	7259-30975	13/16-16	3/4-16	1
G60805-0810	8MFFOR-10MB45	7259-30295	13/16-16	7/8-14	1
G60805-0812	8MFFOR-12MB45	7259-30985	13/16-16	1 1/16-12	1
G60805-1008	10MFFOR-8MB45	7259-30995	1-14	3/4-16	1
G60805-1010	10MFFOR-10MB45	7259-31005	1-14	7/8-14	1
G60805-1012	10MFFOR-12MB45	7259-31015	1-14	1 1/16-12	1
G60805-1210	12MFFOR-10MB45	7259-31025	1 3/16-12	7/8-14	1
G60805-1212	12MFFOR-12MB45	7259-31035	1 3/16-12	1 1/16-12	1
G60805-1216	12MFFOR-16MB45	7259-31045	1 3/16-12	1 5/16-12	1
G60805-1612	16MFFOR-12MB45	7259-31055	1 7/16-12	1 1/16-12	1
G60805-1616	16MFFOR-16MB45	7259-31065	1 7/16-12	1 5/16-12	1
G60805-1620	16MFFOR-20MB45	7259-31075	1 7/16-12	1 5/8-12	1
G60805-2020	20MFFOR-20MB45	7259-31085	1 11/16-12	1 5/8-12	1
G60805-2424	24MFFOR-24MB45	7259-31095	2-12	1 7/8-12	1

Male Flat-Face O-Ring to Male O-Ring Boss - 90°


For use up to SAE 100R2 maximum working pressure.



Part No.	Descr.	Prod. No.			Std. Pack
			"	"	
G60810-0404	4MFFOR-4MB90	7259-30415	9/16-18	7/16-20	1
G60810-0406	4MFFOR-6MB90	7259-30735	9/16-18	9/16-18	1
G60810-0408	4MFFOR-8MB90	7259-30745	9/16-18	3/4-16	1
G60810-0604	6MFFOR-4MB90	7259-30495	11/16-16	7/16-20	1




Male Flat-Face O-Ring to Male O-Ring Boss - 90° - Cont'd

Part No.	Descr.	Prod. No.			Std. Pack
			"	"	
G60810-0606	6MFFOR-6MB90	7259-30425	11/16-16	9/16-18	1
G60810-0608	6MFFOR-8MB90	7259-30755	11/16-16	3/4-16	1
G60810-0610	6MFFOR-10MB90	7253-30505	11/16-16	7/8-14	1
G60810-0612	6MFFOR-12MB90	7259-30765	11/16-16	1 1/16-12	1
G60810-0806	8MFFOR-6MB90	7259-66215	13/16-16	9/16-18	1
G60810-0808	8MFFOR-8MB90	7259-30435	13/16-16	3/4-16	1
G60810-0810	8MFFOR-10MB90	7259-30515	13/16-16	7/8-14	1
G60810-0812	8MFFOR-12MB90	7259-30525	13/16-16	1 1/16-12	1
G60810-1008	10MFFOR-8MB90	7259-30555	1-14	3/4-16	1
G60810-1010	10MFFOR-10MB90	7259-30445	1-14	7/8-14	1
G60810-1012	10MFFOR-12MB90	7259-30775	1-14	1 1/16-12	1
G60810-1208	12MFFOR-8MB90	7259-30785	1 3/16-12	3/4-16	1
G60810-1210	12MFFOR-10MB90	7259-30795	1 3/16-12	7/8-14	1
G60810-1212	12MFFOR-12MB90	7259-30455	1 3/16-12	1 1/16-12	1
G60810-1216	12MFFOR-16MB90	7259-30805	1 3/16-12	1 5/16-12	1
G60810-1612	16MFFOR-12MB90	7259-30545	1 7/16-12	1 1/16-12	1
G60810-1616	16MFFOR-16MB90	7259-30465	1 7/16-12	1 5/16-12	1
G60810-1620	16MFFOR-20MB90	7259-30815	1 7/16-12	1 5/8-12	1
G60810-2016	20MFFOR-16MB90	7259-30825	1 11/16-12	1 5/16-12	1
G60810-2020	20MFFOR-20MB90	7259-30475	1 11/16-12	1 5/8-12	1
G60810-2024	20MFFOR-24MB90	7259-30835	1 11/16-12	1 7/8-12	1
G60810-2420	24MFFOR-20MB90	7259-30845	2-12	1 5/8-12	1
G60810-2424	24MFFOR-24MB90	7259-30855	2-12	1 7/8-12	1

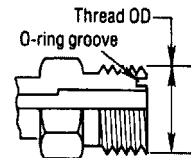
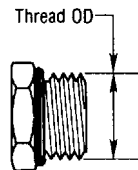
Male Flat-Face O-Ring to Male O-Ring Boss - 90° Long Drop


For use up to SAE 100R2 maximum working pressure.

Part No.	Descr.	Prod. No.			Std. Pack
			"	"	
G60811-0404	4MFFOR-4MB90L	7259-30875	9/16-18	7/16-20	1
G60811-0606	6MFFOR-6MB90L	7259-30885	11/16-16	9/16-18	1
G60811-1212	12MFFOR-12MB90L	7259-30915	1 3/16-12	1 1/16-12	1
G60811-1616	16MFFOR-16MB90L	7259-30925	1 7/16-12	1 5/16-12	1

Male Flat-Face O-Ring on Run to Male O-Ring Boss - Tee

For use up to SAE 100R2 maximum working pressure.



Part No.	Descr.	Prod. No.				Std. Pack
			"	"	"	
G60820-0404	4MFFOR-4MFFOR-4MB	7259-31405	9/16-18	9/16-18	7/16-20	1
G60820-0606	6MFFOR-6MFFOR-6MB	7259-31515	11/16-16	11/16-16	9/16-18	1
G60820-0808	8MFFOR-8MFFOR-8MB	7259-31415	13/16-16	13/16-16	3/4-16	1

EQUIPMENT

HOSE/CPLG. SELECTION

GLOBALSPIRAL COUPLINGS

PCM COUPLINGS

PCS COUPLINGS

PCM/PCS FERRULES

MEGACRIMP COUPLINGS

POWER CRIMP COUPLINGS

FIELD ATTACHABLE G1 & G2 COUPLINGS

LOW PRESSURE COUPLINGS

GLX COUPLINGS

POLARSEAL COUPLINGS

POWER STEERING

PCTS THERMO-PLASTIC COUPLINGS

ADAPTERS

ACCESSORIES

QUICK DISCONNECT COUPLERS

BALL VALVES

ASSEMBLY FABRICATION

EQUIPMENT

HOSE/CPLG. SELECTION

GLOBALSPIRAL COUPLINGS

PCM COUPLINGS

PCS COUPLINGS

PCM/PCS FERRULES

MEGACRIMP COUPLINGS

POWER CRIMP COUPLINGS

FIELD ATTACHABLE G1 & G2 COUPLINGS

LOW PRESSURE COUPLINGS

GLX COUPLINGS

POLARSEAL COUPLINGS

POWER STEERING

PCTS THERMO-PLASTIC COUPLINGS

ADAPTERS


ACCESSORIES

QUICK DISCONNECT COUPLERS

BALL VALVES

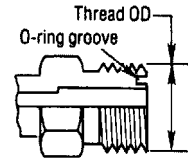
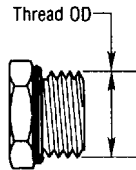
ASSEMBLY FABRICATION


Male Flat-Face O-Ring on Run to Male O-Ring Boss - Tee - Cont'd

Part No.	Descr.	Prod. No.				Std. Pack
			"	"	"	
G60820-1010	10MFFOR-10MFFOR-10MB	7259-31425	1-14	1-14	7/8-14	1
G60820-1212	12MFFOR-12MFFOR-12MB	7259-31545	1 3/16-12	1 3/16-12	1 1/16-12	1
G60820-1616	16MFFOR-16MFFOR-16MB	7259-31555	1 7/16-12	1 7/16-12	1 5/16-12	1
G60820-2020	20MFFOR-20MFFOR-20MB	7259-31435	1 11/16-12	1 11/16-12	1 5/8-12	1
G60820-2424	24MFFOR-24MFFOR-24MB	7259-31445	2-12	2-12	1 7/8-12	1

Male Flat-Face O-Ring to Male O-Ring Boss to Male Flat-Face O-Ring - Tee

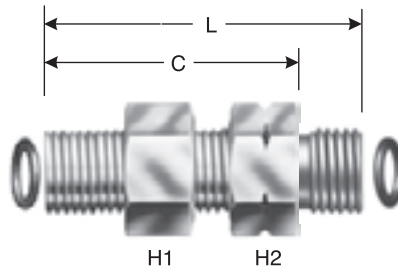
For use up to SAE 100R2 maximum working pressure.



Part No.	Descr.	Prod. No.				Std. Pack
			"	"	"	
G60821-0404	4MFFOR-4MB-4MFFOR	7259-31455	9/16-18	7/16-20	9/16-18	1
G60821-0606	6MFFOR-6MB-6MFFOR	7259-31605	11/16-16	9/16-18	11/16-16	1
G60821-0808	8MFFOR-8MB-8MFFOR	7259-31465	13/16-16	3/4-16	13/16-16	1
G60821-1010	10MFFOR-10MB-10MFFOR	7259-31615	1-14	7/8-14	1-14	1
G60821-1212	12MFFOR-12MB-12MFFOR	7259-31475	1 3/16-12	1 1/16-12	1 3/16-12	1
G60821-1616	16MFFOR-16MB-16MFFOR	7259-31485	1 7/16-12	1 5/16-12	1 7/16-12	1
G60821-2020	20MFFOR-20MB-20MFFOR	7259-31495	1 11/16-12	1 5/8-12	1 11/16-12	1
G60821-2424	24MFFOR-24MB-24MFFOR	7259-31505	2-12	1 7/8-12	2-12	1

Male Flat-Face O-Ring to Male Flat-Face "O" Bulkhead - Tee

For use up to SAE 100R2 maximum working pressure.




H1 H2

Part No.	Descr.	Prod. No.				Std. Pack
			"	"	"	
G60748-0808	8-8-8MFFOR-BKHDT	7253-32605	3/16-16	13/16-18	13/16-18	1



Female Flat-Face Swivel to Male JIC 37° Flare

For use up to SAE 100R2 maximum working pressure.

Part No.	Descr.	Prod. No.			Std. Pack
			"	"	
G60880-0404	4FFORX-4MJ	7253-31705	9/16-18	7/16-20	1
G60880-0606	6FFORX-6MJ	7253-31715	11/16-16	9/16-18	1
G60880-0808	8FFORX-8MJ	7253-31725	13/16-16	3/4-16	1
G60880-1010	10FFORX-10MJ	7253-31735	1-14	7/8-14	1
G60880-1212	12FFORX-12MJ	7253-31745	1 3/16-12	1 1/16-12	1
G60880-1616	16FFORX-16MJ	7253-31755	1 7/16-12	1 1/16-13	1

EQUIPMENT

HOSE/CPLG. SELECTION

GLOBALSPIRAL COUPLINGS

PCM COUPLINGS

PCS COUPLINGS

PCM/PCS FERRULES

MEGACRIMP COUPLINGS

POWER CRIMP COUPLINGS

FIELD ATTACHABLE G1 & G2 COUPLINGS

LOW PRESSURE COUPLINGS

GLX COUPLINGS

POLARSEAL COUPLINGS

POWER STEERING

PCTS THERMO-PLASTIC COUPLINGS

ADAPTERS

ACCESSORIES

QUICK DISCONNECT COUPLERS

BALL VALVES

ASSEMBLY FABRICATION



EQUIPMENT

HOSE/CPLG. SELECTION

GLOBALSPIRAL COUPLINGS

PCM COUPLINGS

PCS COUPLINGS

PCM/PCS FERRULES

MEGACRIMP COUPLINGS

POWER CRIMP COUPLINGS

FIELD ATTACHABLE G1 & G2 COUPLINGS

LOW PRESSURE COUPLINGS

GLX COUPLINGS

POLARSEAL COUPLINGS

POWER STEERING

PCTS THERMO-PLASTIC COUPLINGS

ADAPTERS

ACCESSORIES

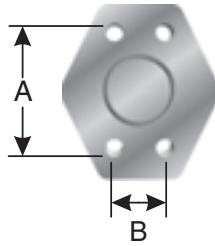
QUICK DISCONNECT COUPLERS

BALL VALVES

ASSEMBLY FABRICATION

Code 61 O-Ring Flange Cap

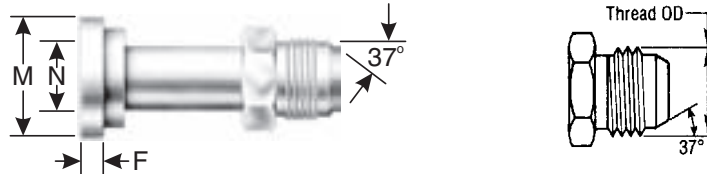
For maintenance use only. Not to be used under pressure.



Part No.	Descr.	Prod. No.	Nom. Flg. Size	A	B (In.)	Std. Pack
G60897-0012	12FL-CAP	7253-66115	3/4	1.88	.41	1
G60897-0016	16FL-CAP	7253-66125	1	2.06	.41	1
G60897-0020	20FL-CAP	7253-66135	1 1/4	2.31	.47	1
G60897-0024	24FL-CAP	7253-66145	1 1/2	2.75	.53	1
G60897-0032	32FL-CAP	7253-66155	2	3.06	.53	1

Code 61 O-Ring Flange to Male JIC 37° Flare

O-Ring not included. Must be ordered separately.



Part No.	Descr.	Prod. No.		N	M	F	Std. Pack
G60900-0808	8FL-8MJ	7253-86931	3/4-16	1/2	1.19	.27	1
G60900-1212	12FL-12MJ	7253-86932	1 1/16-12	3/4	1.50	.27	1
G60900-1616	16FL-16MJ	7253-86933	1 5/16-12	1	1.75	.32	1
G60900-2020	20FL-20MJ	7253-86934	1 5/8-12	1 1/4	2.00	.32	1
G60900-2424	24FL-24MJ	7253-86935	1 7/8-12	1 1/2	2.38	.32	1
G60900-3232	32FL-32MJ	7253-86936	2 1/2-12	2	2.81	.38	1

Code 61 O-Ring Flange to Male JIC 37° Flare - High Pressure

No braze joints, solid one-piece construction for increased reliability.
O-Ring not included. Must be ordered separately.



Part No.	Descr.	Prod. No.			N	M	F	Std. Pack
			"	"				
G60901-1212	12FL5K-12MJ	7253-13015	1 1/16-12	1 1/16-12	3/4	1.50	.27	1
G60901-1612	16FL5K-12MJ	7253-12405	1 1/16-12	1 1/16-12	1	1.75	.32	1

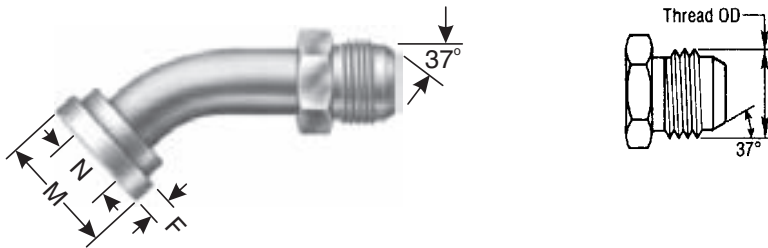
Code 61 O-Ring Flange to Male JIC 37° Flare - High Pressure - Cont'd

Part No.	Descr.	Prod. No.			N	M	F	Std. Pack
			"	"				
G60901-1616	16FL5K-16MJ	7253-13035	1 5/16-12	1 1/16-12	1	1.75	.32	1
G60901-1620	16FL5K-20MJ	7253-12425	1 5/8-12	1 5/16-12	1	1.75	.32	1
G60901-2016	20FL4K-16MJ	7253-12485	1 5/16-12	1 5/8-12	1 1/4	2.00	.32	1
G60901-2020	20FL4K-20MJ	7253-12475	1 5/8-12	1 7/8-12	1 1/4	2.00	.32	1

NOTE: FL5K maximum working pressure is 5,000 psi; FL4K maximum working pressure is 4,000 psi.

Code 61 O-Ring Flange to Male JIC 37° Flare - 45°

O-Ring not included. Must be ordered separately.



Part No.	Descr.	Prod. No.			N	M	F	Std. Pack
			"	"				
G60905-0808	8FL-8MJ45	7253-86937	3/4-16	2 1/2-12	1/2	1.19	.27	1
G60905-1212	12FL-12MJ45	7253-86938	1 1/16-12	1 1/16-12	3/4	1.50	.27	1
G60905-1616	16FL-16MJ45	7253-86939	1 5/16-12	1 5/16-12	1	1.75	.32	1
G60905-2020	20FL-20MJ45	7253-86941	1 5/8-12	1 1/16-12	1 1/4	2.00	.32	1
G60905-2424	24FL-24MJ45	7253-86942	1 7/8-12	1 5/16-12	1 1/2	2.38	.32	1
G60905-3232	32FL-32MJ45	7253-86943	2 1/2-12	1 5/8-12	2	2.81	.38	1

Code 61 O-Ring Flange to Male JIC 37° Flare - 45° - High Pressure

No braze joints, solid one-piece construction for increased reliability.

O-Ring not included. Must be ordered separately.



Part No.	Descr.	Prod. No.			N	M	F	Std. Pack
			"	"				
G60906-1212	12FL5K-12MJ45	7253-13105	1 1/16-12	1 7/8-12	3/4	1.50	.27	1
G60906-1616	16FL5K-16MJ45	7253-13125	1 1/16-13	2 1/2-12	1	1.75	.32	1
G60906-2016	20FL4K-16MJ45	7253-12625	1 5/16-12	1 1/16-12	1	2.00	.32	1

EQUIPMENT

HOSE/CPLG. SELECTION

GLOBALSPIRAL COUPLINGS

PCM COUPLINGS

PCS COUPLINGS

PCM/PCS FERRULES

MEGACRIMP COUPLINGS

POWER CRIMP COUPLINGS

FIELD ATTACHABLE G1 & G2 COUPLINGS

LOW PRESSURE COUPLINGS

GLX COUPLINGS

POLARSEAL COUPLINGS

POWER STEERING

PCTS THERMO-PLASTIC COUPLINGS

ADAPTERS

ACCESSORIES

QUICK DISCONNECT COUPLERS

BALL VALVES

ASSEMBLY FABRICATION



SAE to SAE - High Pressure

EQUIPMENT

HOSE/CPLG. SELECTION

GLOBALSPIRAL COUPLINGS

PCM COUPLINGS

PCS COUPLINGS

PCM/PCS FERRULES

MEGACRIMP COUPLINGS

POWER CRIMP COUPLINGS

FIELD ATTACHABLE G1 & G2 COUPLINGS

LOW PRESSURE COUPLINGS

GLX COUPLINGS

POLARSEAL COUPLINGS

POWER STEERING

PCTS THERMO-PLASTIC COUPLINGS

ADAPTERS

ACCESSORIES

QUICK DISCONNECT COUPLERS

BALL VALVES

ASSEMBLY FABRICATION

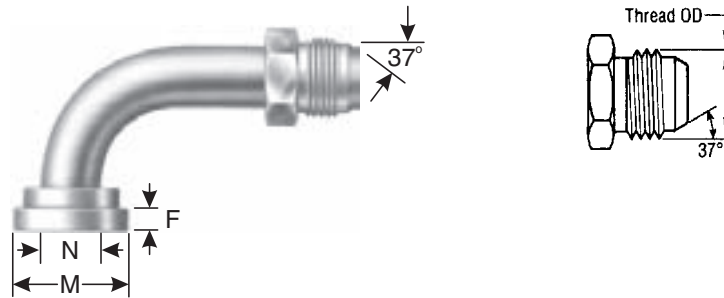
Code 61 O-Ring Flange to Male JIC 37° Flare - 45° - High Pressure - Cont'd

Part No.	Descr.	Prod. No.	O-Ring		N	M	F	Std. Pack
			"	"				
G60906-2020	20FL4K-20MJ45	7253-12395	1 5/8-12	1 1/16-13	1 1/4	2.00	.32	1

NOTE: FL5K maximum working pressure is 5,000 psi; FL4K maximum working pressure is 4,000 psi.

Code 61 O-Ring Flange to Male JIC 37° Flare - 90°

O-Ring not included. Must be ordered separately.

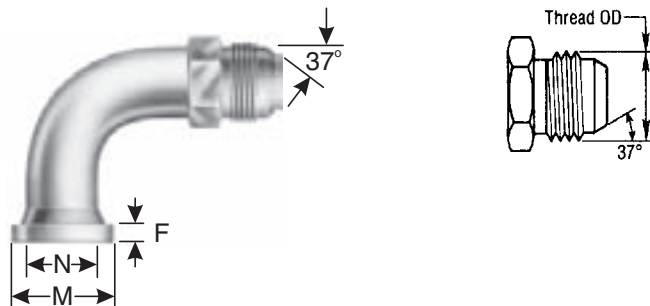


Part No.	Descr.	Prod. No.	O-Ring		N	M	F	Std. Pack
			"	"				
G60910-0808	8FL-8MJ90	7253-86944	1/2	3/4-16	1/2	1.19	.27	1
G60910-1212	12FL-12MJ90	7253-86945	3/4	1 1/16-12	3/4	1.50	.27	1
G60910-1616	16FL-16MJ90	7253-86946	1	1 5/16-12	1	1.75	.32	1
G60910-2020	20FL-20MJ90	7253-86947	1 1/4	1 5/8-12	1 1/4	2.00	.32	1
G60910-2424	24FL-24MJ90	7253-86948	1 1/2	1 7/8-12	1 1/2	2.38	.32	1
G60910-3232	32FL-32MJ90	7253-86949	2	2 1/2-12	2	2.81	.38	1

Code 61 O-Ring Flange to Male JIC 37° Flare - 90° - High Pressure

No braze joints, solid one-piece construction for increased reliability.

O-Ring not included. Must be ordered separately.



Part No.	Descr.	Prod. No.	O-Ring		N	M	F	Std. Pack
			"	"				
G60911-1212	12FL5K-12MJ90	7253-13205	1 1/16-12	1 1/16-12	3/4	1.50	.27	1
G60911-1612	16FL5K-12MJ90	7253-12415	1 1/16-12	1 1/16-12	1	1.75	.32	1
G60911-1616	16FL5K-16MJ90	7253-13225	1 5/16-12	1 5/16-12	1	1.75	.32	1

Code 61 O-Ring Flange to Male JIC 37° Flare - 90° - High Pressure - Cont'd

Part No.	Descr.	Prod. No.			N	M	F	Std. Pack
			"	"				
G60911-2016	20FL4K-16MJ90	7253-12495	1 1/4	1 5/16-12	1 1/4	2.00	.32	1
G60911-2020	20FL4K-20MJ90	7253-12505	1 1/4	1 5/8-12	1 1/4	2.00	.32	1

NOTE: FL5K maximum working pressure is 5,000 psi; FL4K maximum working pressure is 4,000 psi.

Code 61 O-Ring Flange to Male Flat-Face O-Ring - High Pressure

For use up to SAE 100R2 maximum working pressure.
No braze joints, solid one-piece construction for increased reliability.
O-Ring not included. Must be ordered separately.



Part No.	Descr.	Prod. No.			N	M	F	Std. Pack
			"	"				
G60915-1212	12FL5K-12MFFOR	7253-13695	1 3/16-12	1 1/16-12	3/4	1.50	.27	1
G60915-1612	16FL5K-12MFFOR	7253-17155	1	1 1/16-12	1	1.75	.32	1
G60915-1616	16FL5K-16MFFOR	7253-13705	1 7/16-12	1 1/16-12	1	1.75	.32	1
G60915-2020	20FL4K-20MFFOR	7253-13715	1 1/4	1 5/8-12	1 1/4	2.00	.32	1

NOTE: FL5K maximum working pressure is 5,000 psi; FL4K maximum working pressure is 4,000 psi.

Code 61 O-Ring Flange to Male Flat-Face O-Ring 45° - High Pressure

No braze joints, solid one-piece construction for increased reliability.
O-Ring not included. Must be ordered separately.



Part No.	Descr.	Prod. No.			N	M	F	Std. Pack
			"	"				
G60920-1212	12FL5K-12MFFOR45	7253-13725	1 3/16-12	1 1/16-12	3/4	1.50	.27	1
G60920-1616	16FL5K-16MFFOR45	7253-13735	1 7/16-12	1 1/16-12	1	1.75	.32	1
G60920-2020	20FL4K-20MFFOR45	7253-13745	1 1/4	1 5/8-12	1 1/4	2.00	.32	1

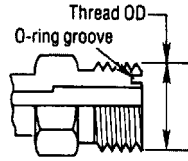
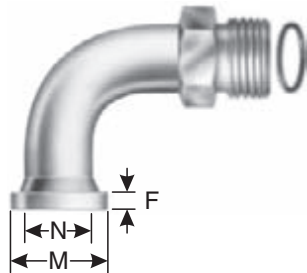
NOTE: FL5K maximum working pressure is 5,000 psi; FL4K maximum working pressure is 4,000 psi.

- EQUIPMENT
- HOSE/CPLG. SELECTION
- GLOBALSPIRAL COUPLINGS
- PCM COUPLINGS
- PCS COUPLINGS
- PCM/PCS FERRULES
- MEGACRIMP COUPLINGS
- POWER CRIMP COUPLINGS
- FIELD ATTACHABLE G1 & G2 COUPLINGS
- LOW PRESSURE COUPLINGS
- GLX COUPLINGS
- POLARSEAL COUPLINGS
- POWER STEERING
- PCTS THERMO-PLASTIC COUPLINGS
- ADAPTERS
- ACCESSORIES
- QUICK DISCONNECT COUPLERS
- BALL VALVES
- ASSEMBLY FABRICATION



Code 61 O-Ring Flange to Male Flat-Face O-Ring 90° - High Pressure

No braze joints, solid one-piece construction for increased reliability.
O-Ring not included. Must be ordered separately.

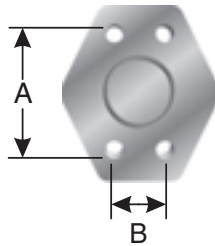


Part No.	Descr.	Prod. No.	O-ring groove		N	M	F	Std. Pack
			"	"				
G60925-1212	12FL5K-12MFFOR90	7253-13755	1 3/16-12	1 1/16-12	3/4	1.50	.27	1
G60925-1616	16FL5K-16MFFOR90	7253-13765	1 7/16-12	1 1/16-12	1	1.50	.32	1
G60925-2020	20FL4K-20MFFOR90	7253-13775	1 1/4	1 5/8-12	1 1/4	2.00	.32	1

NOTE: FL5K maximum working pressure is 5,000 psi; FL4K maximum working pressure is 4,000 psi.

Code 62 O-Ring Flange Cap

For maintenance use only. Not to be used under pressure.

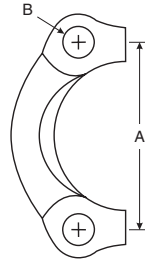


Part No.	Descr.	Prod. No.	Nom. Fig. Size	A	B (In.)	Std. Pack
G60927-0012	12FLH-CAP	7253-66165	3/4	2.00	.41	1
G60927-0016	16FLH-CAP	7253-66175	1	2.25	.47	1
G60927-0020	20FLH-CAP	7253-66185	1 1/4	2.63	.53	1
G60927-0024	24FLH-CAP	7253-66195	1 1/2	3.13	.66	1
G60927-0032	32FLH-CAP	7253-66205	2	3.81	.78	1

- EQUIPMENT
- HOSE/CPLG. SELECTION
- GLOBALSPIRAL COUPLINGS
- PCM COUPLINGS
- PCS COUPLINGS
- PCM/PCS FERRULES
- MEGACRIMP COUPLINGS
- POWER CRIMP COUPLINGS
- FIELD ATTACHABLE G1 & G2 COUPLINGS
- LOW PRESSURE COUPLINGS
- GLX COUPLINGS
- POLARSEAL COUPLINGS
- POWER STEERING
- PCTS THERMO-PLASTIC COUPLINGS
- ADAPTERS
- ACCESSORIES
- QUICK DISCONNECT COUPLERS
- BALL VALVES
- ASSEMBLY FABRICATION



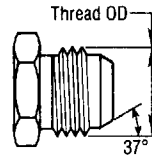
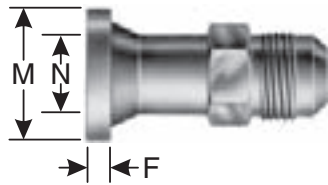
Flange Half Sets (Code 62 - SAE J518)



Part No.	Descr.	Prod. No.	Nom. Flg. Size	A	B (In.)	Std. Pack
G60929-0008	8FHHS	7253-09775	1/2	1.55	.34	1
G60929-0012	12FHHS	7253-09785	3/4	2.00	.41	1
G60929-0016	16FHHS	7253-09795	1	2.25	.47	1
G60929-0020	20FHHS	7253-09805	1 1/4	2.63	.53	1
G60929-0024	24FHHS	7253-09815	1 1/2	3.13	.66	1
G60929-0032	32FHHS	7253-09825	2	3.81	.78	1

Code 62 O-Ring Flange Heavy to Male JIC 37° Flare - (6,000 psi)

No braze joints, solid one-piece construction for increased reliability.
O-Ring not included. Must be ordered separately.



Part No.	Descr.	Prod. No.			N	M	F	Std. Pack
			"	"				
G60930-1212	12FLH6K-12MJ	7253-13305	3/4	1 1/16-12	3/4	1.63	.35	1
G60930-1612	16FLH6K-12MJ	7253-12445	1	1 1/16-12	1	1.88	.38	1
G60930-1616	16FLH6K-16MJ	7253-13325	1	1 5/16-12	1	1.88	.38	1
G60930-1620	16FLH6K-20MJ	7253-12465	1	1 5/8-12	1	1.88	.38	1
G60930-2016	20FLH6K-16MJ	7253-12515	1 1/4	1 5/16-12	1 1/4	2.13	.41	1
G60930-2020	20FLH6K-20MJ	7253-13345	1 1/4	1 5/8-12	1 1/4	2.13	.41	1
G60930-2420	24FLH6K-20MJ	7253-13375	1 1/2	1 5/8-12	1 1/2	2.50	.50	1
G60930-2424	24FLH6K-24MJ	7253-13365	1 1/2	1 7/8-12	1 1/2	2.50	.50	1

EQUIPMENT

HOSE/CPLG. SELECTION

GLOBALSPIRAL COUPLINGS

PCM COUPLINGS

PCS COUPLINGS

PCM/PCS FERRULES

MEGACRIMP COUPLINGS

POWER CRIMP COUPLINGS

FIELD ATTACHABLE G1 & G2 COUPLINGS

LOW PRESSURE COUPLINGS

GLX COUPLINGS

POLARSEAL COUPLINGS

POWER STEERING

PCTS THERMO-PLASTIC COUPLINGS

ADAPTERS

ACCESSORIES

QUICK DISCONNECT COUPLERS

BALL VALVES

ASSEMBLY FABRICATION



SAE to SAE - High Pressure

- EQUIPMENT
- HOSE/CPLG. SELECTION
- GLOBALSPIRAL COUPLINGS
- PCM COUPLINGS
- PCS COUPLINGS
- PCM/PCS FERRULES
- MEGACRIMP COUPLINGS
- POWER CRIMP COUPLINGS
- FIELD ATTACHABLE G1 & G2 COUPLINGS
- LOW PRESSURE COUPLINGS
- GLX COUPLINGS
- POLARSEAL COUPLINGS
- POWER STEERING
- PCTS THERMO-PLASTIC COUPLINGS
- ADAPTERS
- ACCESSORIES
- QUICK DISCONNECT COUPLERS
- BALL VALVES
- ASSEMBLY FABRICATION

Code 62 O-Ring Flange Heavy to Male JIC 37° Flare 45° - (6,000 psi)

No braze joints, solid one-piece construction for increased reliability.
O-Ring not included. Must be ordered separately.



Part No.	Descr.	Prod. No.	Spiral		N	M	F	Std. Pack
			"	"				
G60935-1212	12FLH6K-12MJ45	7253-13405	3/4	1 1/16-12	3/4	1.63	.35	1
G60935-1616	16FLH6K-16MJ45	7253-13425	1	1 5/16-12	1	1.88	.38	1
G60935-2020	20FLH6K-20MJ45	7253-13445	1 1/4	1 5/8-12	1 1/4	2.13	.41	1

Code 62 O-Ring Flange Heavy to Male JIC 37° Flare 90° - (6,000 psi)

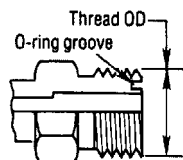

No braze joints, solid one-piece construction for increased reliability.
O-Ring not included. Must be ordered separately.



Part No.	Descr.	Prod. No.	Spiral		N	M	F	Std. Pack
			"	"				
G60940-1212	12FLH6K-12MJ90	7253-13505	3/4	1 1/16-12	3/4	1.63	.35	1
G60940-1216	12FLH6K-16MJ90	7253-13515	3/4	1 5/16-12	3/4	1.63	.35	1
G60940-1612	16FLH6K-12MJ90	7253-12455	1	1 1/16-12	1	1.88	.38	1
G60940-1616	16FLH6K-16MJ90	7253-13535	1	1 5/16-12	1	1.88	.38	1
G60940-1620	16FLH6K-20MJ90	7253-13545	1	1 5/8-12	1	1.88	.38	1
G60940-2016	20FLH6K-16MJ90	7253-12525	1 1/4	1 5/16-12	1 1/4	2.13	.41	1
G60940-2020	20FLH6K-20MJ90	7253-13565	1 1/4	1 5/8-12	1 1/4	2.13	.41	1
G60940-2420	24FLH6K-20MJ90	7253-13575	1 1/2	1 5/8-12	1 1/2	2.50	.50	1

Code 62 O-Ring Flange Heavy to Male Flat-Face O-Ring - (6,000 psi)

No braze joints, solid one-piece construction for increased reliability.
O-Ring not included. Must be ordered separately.

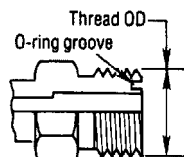
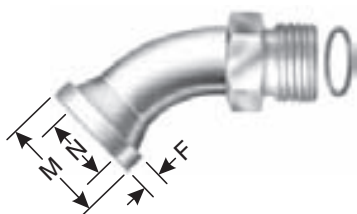


Part No.	Descr.	Prod. No.			N	M	F	Std. Pack
			"	"				
G60945-1212	12FLH6K-12MFFOR	7253-13605	3/4	1 3/16-12	3/4	1.63	.35	1
G60945-1616	16FLH6K-16MFFOR	7253-13615	1	1 7/16-12	1	1.88	.38	1
G60945-2020	20FLH4K-20MFFOR	7253-13625	1 1/4	1 7/16-13	1 1/4	2.13	.41	1

NOTE: FL4K maximum working pressure is 4,000 psi.

Code 62 O-Ring Flange Heavy to Male Flat-Face O-Ring 45° - (6,000 psi)

No braze joints, solid one-piece construction for increased reliability.
O-Ring not included. Must be ordered separately.



Part No.	Descr.	Prod. No.			N	M	F	Std. Pack
			"	"				
G60950-1212	12FLH6K-12MFFOR45	7253-13635	3/4	1 3/16-12	3/4	1.63	.35	1
G60950-1616	16FLH6K-16MFFOR45	7253-13645	1	1 7/16-12	1	1.88	.38	1
G60950-2020	20FLH4K-20MFFOR45	7253-13655	1 1/4	1 7/16-13	1 1/4	2.13	.41	1

NOTE: FL4K maximum working pressure is 4,000 psi.

EQUIPMENT

HOSE/CPLG. SELECTION

GLOBALSPIRAL COUPLINGS

PCM COUPLINGS

PCS COUPLINGS

PCM/PCS FERRULES

MEGACRIMP COUPLINGS

POWER CRIMP COUPLINGS

FIELD ATTACHABLE G1 & G2 COUPLINGS

LOW PRESSURE COUPLINGS

GLX COUPLINGS

POLARSEAL COUPLINGS

POWER STEERING

PCTS THERMO-PLASTIC COUPLINGS

ADAPTERS

ACCESSORIES

QUICK DISCONNECT COUPLERS

BALL VALVES

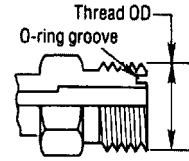
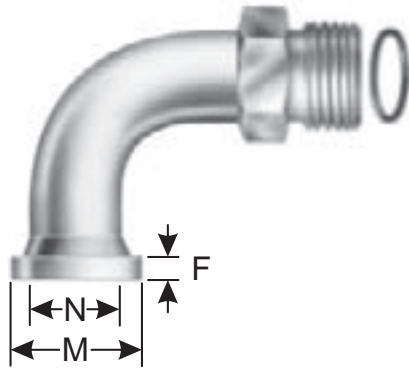
ASSEMBLY FABRICATION



SAE to SAE - High Pressure

Code 62 O-Ring Flange Heavy to Male Flat-Face O-Ring 90° - (6,000 psi)

No braze joints, solid one-piece construction for increased reliability.
O-Ring not included. Must be ordered separately.



Part No.	Descr.	Prod. No.			N	M	F	Std. Pack
			"	"				
G60955-1212	12FLH6K-12MFFOR90	7253-13665	3/4	1 3/16-12	3/4	1.63	.35	1
G60955-1612	16FLH6K-12MFFOR90	7253-13465	1 1/16-12	1 7/16-14	1	1.88	.38	1
G60955-1616	16FLH6K-16MFFOR90	7253-13675	1	1 7/16-12	1	1.88	.38	1
G60955-2020	20FLH4K-20MFFOR90	7253-13685	1 1/4	1 11/16-12	1 1/4	2.13	.41	1

NOTE: FL4K maximum working pressure is 4,000 psi.

EQUIPMENT

HOSE/CPLG.
SELECTION

GLOBALSPIRAL
COUPLINGS

PCM
COUPLINGS

PCS
COUPLINGS

PCM/PCS
FERRULES

MEGACRIMP
COUPLINGS

POWER
CRIMP
COUPLINGS

FIELD
ATTACHABLE
G1 & G2
COUPLINGS

LOW
PRESSURE
COUPLINGS

GLX
COUPLINGS

POLARSEAL
COUPLINGS

POWER
STEERING

PCTS
THERMO-
PLASTIC
COUPLINGS

ADAPTERS

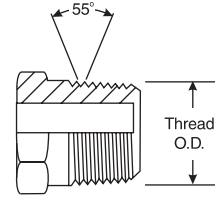
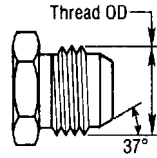
ACCESSORIES

QUICK
DISCONNECT
COUPLERS

BALL VALVES

ASSEMBLY
FABRICATION

British Male Standard Pipe Tapered Thread to Male JIC 37° Flare



BSPT Male

Part No.	Descr.	Prod. No.			Std. Pack
			"	"	
G62150-0204	2MBSPT-4MJ	7253-14255	1/8-28	7/16-20	1
G62150-0205	2MBSPT-5MJ	7253-60005	1/8-28	1/2-20	1
G62150-0206	2MBSPT-6MJ	7253-60015	1/8-28	9/16-18	1
G62150-0404	4MBSPT-4MJ	7253-14265	1/4-19	7/16-20	1
G62150-0405	4MBSPT-5MJ	7253-60025	1/4-19	1/2-20	1
G62150-0406	4MBSPT-6MJ	7253-60035	1/4-19	9/16-18	1
G62150-0408	4MBSPT-8MJ	7253-60045	1/4-19	3/4-16	1
G62150-0604	6MBSPT-4MJ	7253-60055	3/8-19	7/16-20	1
G62150-0605	6MBSPT-5MJ	7253-60065	3/8-19	1/2-20	1
G62150-0606	6MBSPT-6MJ	7253-14275	3/8-19	9/16-18	1
G62150-0608	6MBSPT-8MJ	7253-60075	3/8-19	3/4-16	1
G62150-0610	6MBSPT-10MJ	7253-60085	3/8-19	7/8-14	1
G62150-0806	8MBSPT-6MJ	7253-60095	1/2-14	9/16-18	1
G62150-0808	8MBSPT-8MJ	7253-14285	1/2-14	3/4-16	1
G62150-0810	8MBSPT-10MJ	7253-14295	1/2-14	7/8-14	1
G62150-0812	8MBSPT-12MJ	7253-60105	1/2-14	1 1/16-12	1
G62150-1208	12MBSPT-8MJ	7253-60115	3/4-14	3/4-16	1
G62150-1210	12MBSPT-10MJ	7253-60125	3/4-14	7/8-14	1
G62150-1212	12MBSPT-12MJ	7253-14305	3/4-14	1 1/16-12	1
G62150-1214	12MBSPT-14MJ	7253-60135	3/4-14	1 3/16-12	1
G62150-1216	12MBSPT-16MJ	7253-60145	3/4-14	1 5/16-12	1
G62150-1612	16MBSPT-12MJ	7253-60155	1-11	1 1/16-12	1
G62150-1616	16MBSPT-16MJ	7253-14315	1-11	1 5/16-12	1
G62150-1620	16MBSPT-20MJ	7253-60165	1-11	1 5/8-12	1
G62150-2016	20MBSPT-16MJ	7253-60175	1 1/4-11	1 5/16-12	1
G62150-2020	20MBSPT-20MJ	7253-60185	1 1/4-11	1 5/8-12	1
G62150-2424	24MBSPT-24MJ	7253-60195	1 1/2-11	1 7/8-12	1
G62150-3232	32MBSPT-32MJ	7253-60205	2-11	2 1/2-12	1

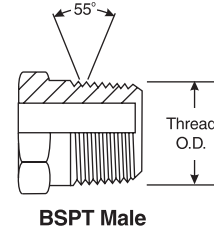
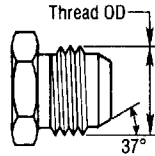
- EQUIPMENT
- HOSE/CPLG. SELECTION
- GLOBALSPIRAL COUPLINGS
- PCM COUPLINGS
- PCS COUPLINGS
- PCM/PCS FERRULES
- MEGACRIMP COUPLINGS
- POWER CRIMP COUPLINGS
- FIELD ATTACHABLE G1 & G2 COUPLINGS
- LOW PRESSURE COUPLINGS
- GLX COUPLINGS
- POLARSEAL COUPLINGS
- POWER STEERING
- PCTS THERMO-PLASTIC COUPLINGS
- ADAPTERS
- ACCESSORIES
- QUICK DISCONNECT COUPLERS
- BALL VALVES
- ASSEMBLY FABRICATION




British to SAE

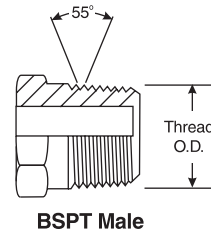
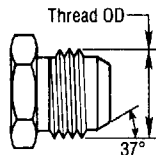
EQUIPMENT
HOSE/CPLG. SELECTION
GLOBALSPIRAL COUPLINGS
PCM COUPLINGS
PCS COUPLINGS
PCM/PCS FERRULES
MEGACRIMP COUPLINGS
POWER CRIMP COUPLINGS
FIELD ATTACHABLE G1 & G2 COUPLINGS
LOW PRESSURE COUPLINGS
GLX COUPLINGS
POLARSEAL COUPLINGS
POWER STEERING
PCTS THERMO-PLASTIC COUPLINGS
ADAPTERS
ACCESSORIES
QUICK DISCONNECT COUPLERS
BALL VALVES
ASSEMBLY FABRICATION


British Male Standard Pipe Tapered Thread to Male JIC 37° Flare - 45°



Part No.	Descr.	Prod. No.			Std. Pack
			"	"	
G62153-0204	2MBSPT-4MJ45	7253-60215	1/8-28	3/4-16	1
G62153-0404	4MBSPT-4MJ45	7253-60225	1/4-19	7/16-20	1
G62153-0406	4MBSPT-6MJ45	7253-60235	1/4-19	9/16-18	1
G62153-0606	6MBSPT-6MJ45	7253-60245	3/8-19	9/16-18	1
G62153-0608	6MBSPT-8MJ45	7253-60255	3/8-19	3/4-16	1
G62153-0808	8MBSPT-8MJ45	7253-60265	1/2-14	3/4-16	1
G62153-0810	8MBSPT-10MJ45	7253-60275	1/2-14	7/8-14	1
G62153-1212	12MBSPT-12MJ45	7253-60285	3/4-14	1 1/16-12	1
G62153-1216	12MBSPT-16MJ45	7253-60295	3/4-14	1 5/16-12	1
G62153-1616	16MBSPT-16MJ45	7253-60305	1-11	1 5/16-12	1

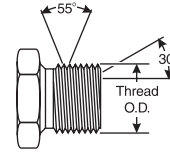
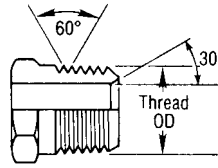
British Male Standard Pipe Tapered Thread to Male JIC 37° Flare - 90°




Part No.	Descr.	Prod. No.			Std. Pack
			"	"	
G62155-0204	2MBSPT-4MJ90	7253-60315	1/8-28	3/4-16	1
G62155-0404	4MBSPT-4MJ90	7253-60325	1/4-19	7/16-20	1
G62155-0405	4MBSPT-5MJ90	7253-60335	1/4-19	1/2-20	1
G62155-0406	4MBSPT-6MJ90	7253-60345	1/4-19	9/16-18	1
G62155-0606	6MBSPT-6MJ90	7253-60355	3/8-19	9/16-18	1
G62155-0608	6MBSPT-8MJ90	7253-60365	3/8-19	3/4-16	1
G62155-0806	8MBSPT-6MJ90	7253-60375	1/2-14	3/4-16	1
G62155-0808	8MBSPT-8MJ90	7253-60385	1/2-14	3/4-16	1
G62155-0810	8MBSPT-10MJ90	7253-60395	1/2-14	7/8-14	1
G62155-0812	8MBSPT-12MJ90	7253-60405	1/2-14	1 1/16-12	1
G62155-1212	12MBSPT-12MJ90	7253-60415	3/4-14	1 1/16-12	1
G62155-1216	12MBSPT-16MJ90	7253-60425	3/4-14	1 5/16-12	1
G62155-1616	16MBSPT-16MJ90	7253-60435	1-11	1 5/16-12	1
G62155-2020	20MBSPT-20MJ90	7253-60445	1 1/4-11	1 5/8-12	1
G62155-2424	24MBSPT-24MJ90	7253-60455	1 1/2-11	1 7/8-12	1

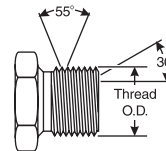
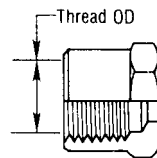



British Male Standard Pipe Parallel to Male Pipe NPTF



Part No.	Descr.	Prod. No.			Std. Pack
			"	"	
G62200-0202	2MBSPP-2MP	7253-60475	1/8-28	1/8-27	1
G62200-0204	2MBSPP-4MP	7253-60485	1/8-28	1/4-18	1
G62200-0402	4MBSPP-2MP	7253-60495	1/4-19	1/8-27	1
G62200-0404	4MBSPP-4MP	7253-15075	1/4-19	1/4-18	1
G62200-0406	4MBSPP-6MP	7253-60505	1/4-19	3/8-18	1
G62200-0408	4MBSPP-8MP	7253-60515	1/4-19	1/2-14	1
G62200-0602	6MBSPP-2MP	7253-60525	3/8-19	1/8-27	1
G62200-0604	6MBSPP-4MP	7253-60535	3/8-19	1/4-18	1
G62200-0606	6MBSPP-6MP	7253-15085	3/8-19	3/8-18	1
G62200-0608	6MBSPP-8MP	7253-60545	3/8-19	1/2-14	1
G62200-0612	6MBSPP-12MP	7253-60555	3/8-19	3/4-14	1
G62200-0616	6MBSPP-16MP	7253-60565	3/8-19	1-11 1/2	1
G62200-0804	8MBSPP-4MP	7253-60575	1/2-14	1/4-18	1
G62200-0806	8MBSPP-6MP	7253-60585	1/2-14	3/8-18	1
G62200-0808	8MBSPP-8MP	7253-15095	1/2-14	1/2-14	1
G62200-0812	8MBSPP-12MP	7253-60595	1/2-14	3/4-14	1
G62200-0816	8MBSPP-16MP	7253-60605	1/2-14	1-11 1/2	1
G62200-1008	10MBSPP-8MP	7253-60615	5/8-14	1/2-14	1
G62200-1012	10MBSPP-12MP	7253-60625	5/8-14	3/4-14	1
G62200-1208	12MBSPP-8MP	7253-60635	3/4-14	1/2-14	1
G62200-1212	12MBSPP-12MP	7253-15105	3/4-14	3/4-14	1
G62200-1216	12MBSPP-16MP	7253-60645	3/4-14	1-11 1/2	1
G62200-1220	12MBSPP-20MP	7253-60655	3/4-14	1 1/4-11 1/2	1
G62200-1612	16MBSPP-12MP	7253-60665	1-11	3/4-14	1
G62200-1616	16MBSPP-16MP	7253-15115	1-11	1-11 1/2	1
G62200-1620	16MBSPP-20MP	7253-60675	1-11	1 1/4-11 1/2	1
G62200-2016	20MBSPP-16MP	7253-60685	1 1/4-11	1-11 1/2	1
G62200-2020	20MBSPP-20MP	7253-60695	1 1/4-11	1 1/4-11 1/2	1
G62200-2024	20MBSPP-24MP	7253-60705	1 1/4-11	1 1/2-11 1/2	1
G62200-2420	24MBSPP-20MP	7253-60715	1 1/2-11	1 1/4-11 1/2	1
G62200-2424	24MBSPP-24MP	7253-60725	1 1/2-11	1 1/2-11 1/2	1
G62200-3232	32MBSPP-32MP	7253-60735	2-11	2-11 1/2	1

British Male Standard Pipe Parallel to Female Pipe NPTF



Part No.	Descr.	Prod. No.			Std. Pack
			"	"	
G62220-0202	2MBSPP-2FP	7253-60745	1/8-28	1/8-27	1

EQUIPMENT

HOSE/CPLG. SELECTION

GLOBALSPIRAL COUPLINGS

PCM COUPLINGS

PCS COUPLINGS

PCM/PCS FERRULES

MEGACRIMP COUPLINGS

POWER CRIMP COUPLINGS

FIELD ATTACHABLE G1 & G2 COUPLINGS

LOW PRESSURE COUPLINGS

GLX COUPLINGS

POLARSEAL COUPLINGS

POWER STEERING

PCTS THERMO-PLASTIC COUPLINGS

ADAPTERS

ACCESSORIES


QUICK DISCONNECT COUPLERS

BALL VALVES

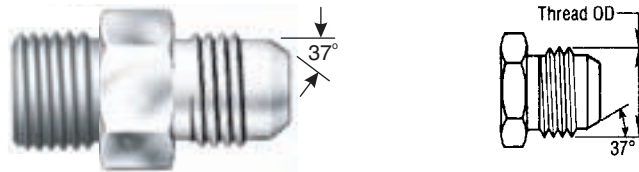
ASSEMBLY FABRICATION




British Male Standard Pipe Parallel to Female Pipe NPTF - Cont'd

Part No.	Descr.	Prod. No.			Std. Pack
			"	"	
G62220-0204	2MBSPP-4FP	7253-60755	1/8-28	1/4-18	1
G62220-0402	4MBSPP-2FP	7253-60765	1/4-19	1/8-27	1
G62220-0404	4MBSPP-4FP	7253-60775	1/4-19	1/4-18	1
G62220-0406	4MBSPP-6FP	7253-60785	1/4-19	3/8-18	1
G62220-0602	6MBSPP-2FP	7253-60795	3/8-19	1/8-27	1
G62220-0604	6MBSPP-4FP	7253-60805	3/8-19	1/4-18	1
G62220-0606	6MBSPP-6FP	7253-60815	3/8-19	3/8-18	1
G62220-0804	8MBSPP-4FP	7253-60825	1/2-14	1/4-18	1
G62220-0806	8MBSPP-6FP	7253-60835	1/2-14	3/8-18	1
G62220-0808	8MBSPP-8FP	7253-60845	1/2-14	1/2-14	1
G62220-1208	12MBSPP-8FP	7253-60855	3/4-14	1/2-14	1
G62220-1212	12MBSPP-12FP	7253-60865	3/4-14	3/4-14	1
G62220-1616	16MBSPP-16FP	7253-60875	1-11	1-11 1/2	1
G62220-2016	20MBSPP-16FP	7253-60885	1 1/4-11	1-11 1/2	1
G62220-2020	20MBSPP-20FP	7253-60895	1 1/4-11	1 1/4-11 1/2	1
G62220-2420	24MBSPP-20FP	7253-60905	1 1/2-11	1 1/4-11 1/2	1
G62220-2424	24MBSPP-24FP	7253-60915	1 1/2-11	1 1/2-11 1/2	1
G62220-3232	32MBSPP-32FP	7253-60925	2-11	2-11 1/2	1


British Male Standard Pipe Parallel to Male JIC 37° Flare



Part No.	Descr.	Prod. No.			Std. Pack
			"	"	
G62300-0204	2MBSPP-4MJ	7253-60935	1/8-28	7/16-20	1
G62300-0205	2MBSPP-5MJ	7253-60945	1/8-28	1/2-20	1
G62300-0206	2MBSPP-6MJ	7253-60955	1/8-28	9/16-18	1
G62300-0404	4MBSPP-4MJ	7253-15015	1/4-19	7/16-20	1
G62300-0405	4MBSPP-5MJ	7253-60965	1/4-19	1/2-20	1
G62300-0406	4MBSPP-6MJ	7253-60975	1/4-19	9/16-18	1
G62300-0408	4MBSPP-8MJ	7253-60985	1/4-19	3/4-16	1
G62300-0604	6MBSPP-4MJ	7253-60995	3/8-19	7/16-20	1
G62300-0605	6MBSPP-5MJ	7253-61005	3/8-19	1/2-20	1
G62300-0606	6MBSPP-6MJ	7253-15025	3/8-19	9/16-18	1
G62300-0608	6MBSPP-8MJ	7253-61015	3/8-19	3/4-16	1
G62300-0806	8MBSPP-6MJ	7253-61025	1/2-14	9/16-18	1
G62300-0808	8MBSPP-8MJ	7253-15035	1/2-14	3/4-16	1
G62300-0810	8MBSPP-10MJ	7253-61035	1/2-14	7/8-14	1
G62300-0812	8MBSPP-12MJ	7253-61045	1/2-14	1 1/16-12	1
G62300-1008	10MBSPP-8MJ	7253-61055	5/8-14	3/4-16	1
G62300-1010	10MBSPP-10MJ	7253-15045	5/8-14	7/8-14	1
G62300-1012	10MBSPP-12MJ	7253-61065	5/8-14	1 1/16-12	1
G62300-1208	12MBSPP-8MJ	7253-61075	3/4-14	3/4-16	1
G62300-1210	12MBSPP-10MJ	7253-61085	3/4-14	7/8-14	1
G62300-1212	12MBSPP-12MJ	7253-15055	3/4-14	1 1/16-12	1




**British Male Standard Pipe Parallel to Male JIC 37° Flare -
Cont'd**

Part No.	Descr.	Prod. No.			Std. Pack
			"	"	
G62300-1214	12MBSPP-14MJ	7253-61095	3/4-14	1 3/16-12	1
G62300-1216	12MBSPP-16MJ	7253-61105	3/4-14	1 5/16-12	1
G62300-1612	16MBSPP-12MJ	7253-61115	1-11	1 1/16-12	1
G62300-1614	16MBSPP-14MJ	7253-61125	1-11	1 3/16-12	1
G62300-1616	16MBSPP-16MJ	7253-15065	1-11	1 5/16-12	1
G62300-1620	16MBSPP-20MJ	7253-61135	1-11	1 5/8-12	1
G62300-2016	20MBSPP-16MJ	7253-61145	1 1/4-11	1 5/16-12	1
G62300-2020	20MBSPP-20MJ	7253-61155	1 1/4-11	1 5/8-12	1
G62300-2024	20MBSPP-24MJ	7253-61165	1 1/4-11	1 7/8-12	1
G62300-2420	24MBSPP-20MJ	7253-61175	1 1/2-11	1 5/8-12	1
G62300-2424	24MBSPP-24MJ	7253-61185	1 1/2-11	1 7/8-12	1
G62300-3232	32MBSPP-32MJ	7253-61195	2-11	2 1/2-12	1

**British Male Standard Pipe Parallel to Male JIC 37° Flare -
45°**



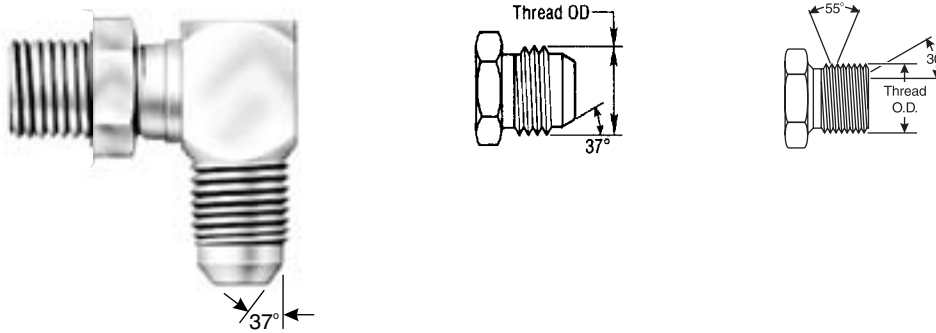
Part No.	Descr.	Prod. No.			Std. Pack
			"	"	
G62305-0204	2MBSPP-4MJ45	7253-61205	1/8-28	7/16-20	1
G62305-0404	4MBSPP-4MJ45	7253-61215	1/4-19	7/16-20	1
G62305-0406	4MBSPP-6MJ45	7253-61225	1/4-19	9/16-18	1
G62305-0606	6MBSPP-6MJ45	7253-61235	3/8-19	9/16-18	1
G62305-0608	6MBSPP-8MJ45	7253-61245	3/8-19	3/4-16	1
G62305-0808	8MBSPP-8MJ45	7253-61255	1/2-14	3/4-16	1
G62305-0810	8MBSPP-10MJ45	7253-61265	1/2-14	7/8-14	1
G62305-0812	8MBSPP-12MJ45	7253-61275	1/2-14	1 1/16-12	1
G62305-1212	12MBSPP-12MJ45	7253-61285	3/4-14	1 1/16-12	1
G62305-1616	16MBSPP-16MJ45	7253-61295	1-11	1 5/16-12	1


- EQUIPMENT
- HOSE/CPLG. SELECTION
- GLOBALSPIRAL COUPLINGS
- PCM COUPLINGS
- PCS COUPLINGS
- PCM/PCS FERRULES
- MEGACRIMP COUPLINGS
- POWER CRIMP COUPLINGS
- FIELD ATTACHABLE G1 & G2 COUPLINGS
- LOW PRESSURE COUPLINGS
- GLX COUPLINGS
- POLARSEAL COUPLINGS
- POWER STEERING
- PCTS THERMO-PLASTIC COUPLINGS
- ADAPTERS
- ACCESSORIES
- QUICK DISCONNECT COUPLERS
- BALL VALVES
- ASSEMBLY FABRICATION



EQUIPMENT
HOSE/CPLG. SELECTION
GLOBALSPIRAL COUPLINGS
PCM COUPLINGS
PCS COUPLINGS
PCM/PCS FERRULES
MEGACRIMP COUPLINGS
POWER CRIMP COUPLINGS
FIELD ATTACHABLE G1 & G2 COUPLINGS
LOW PRESSURE COUPLINGS
GLX COUPLINGS
POLARSEAL COUPLINGS
POWER STEERING
PCTS THERMO-PLASTIC COUPLINGS
ADAPTERS
ACCESSORIES
QUICK DISCONNECT COUPLERS
BALL VALVES
ASSEMBLY FABRICATION


British Male Standard Pipe Parallel to Male JIC 37° Flare - 90°



Part No.	Descr.	Prod. No.			Std. Pack
			"	"	
G62310-0204	2MBSPP-4MJ90	7253-61305	1/8-28	7/16-20	1
G62310-0404	4MBSPP-4MJ90	7253-61315	1/4-19	7/16-20	1
G62310-0405	4MBSPP-5MJ90	7253-61325	1/4-19	1/2-20	1
G62310-0406	4MBSPP-6MJ90	7253-61335	1/4-19	9/16-18	1
G62310-0408	4MBSPP-8MJ90	7253-61345	1/4-19	3/4-16	1
G62310-0604	6MBSPP-4MJ90	7253-61355	3/8-19	7/16-20	1
G62310-0605	6MBSPP-5MJ90	7253-61365	3/8-19	1/2-20	1
G62310-0608	6MBSPP-8MJ90	7253-61385	3/8-19	3/4-16	1
G62310-0806	8MBSPP-6MJ90	7253-61395	1/2-14	9/16-18	1
G62310-0810	8MBSPP-10MJ90	7253-61415	1/2-14	7/8-14	1
G62310-0812	8MBSPP-12MJ90	7253-61425	1/2-14	1 1/16-12	1
G62310-1208	12MBSPP-8MJ90	7253-61435	3/4-14	3/4-16	1
G62310-1210	12MBSPP-10MJ90	7253-61445	3/4-14	7/8-14	1
G62310-1216	12MBSPP-16MJ90	7253-61465	3/4-14	1 5/16-12	1
G62310-1612	16MBSPP-12MJ90	7253-61475	1-11	1 1/16-12	1
G62310-1616	16MBSPP-16MJ90	7253-61485	1-11	1 5/16-12	1
G62310-1620	16MBSPP-20MJ90	7253-61495	1-11	1 5/8-12	1
G62310-2016	20MBSPP-16MJ90	7253-61505	1 1/2-11	1 5/16-12	1
G62310-2020	20MBSPP-20MJ90	7253-61515	1 1/2-11	1 5/8-12	1
G62310-2424	24MBSPP-24MJ90	7253-61525	1 1/2-11	1 7/8-12	1


British Male Standard Pipe Parallel to Female JIC 37° Flare Swivel



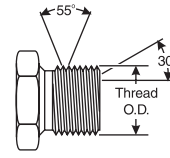
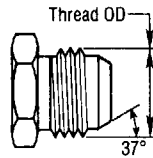
Part No.	Descr.	Prod. No.			Std. Pack
			"	"	
G62320-0204	2MBSPP-4FJX	7253-61535	1/8-28	7/16-20	1
G62320-0404	4MBSPP-4FJX	7253-15125	1/4-19	7/16-20	1
G62320-0405	4MBSPP-5FJX	7253-61545	1/4-19	1/2-20	1
G62320-0406	4MBSPP-6FJX	7253-61555	1/4-19	9/16-18	1




British Male Standard Pipe Parallel to Female JIC 37° Flare Swivel - Cont'd

Part No.	Descr.	Prod. No.			Std. Pack
			"	"	
G62320-0604	6MBSPP-4FJX	7253-61565	3/8-19	7/16-20	1
G62320-0606	6MBSPP-6FJX	7253-15135	3/8-19	9/16-18	1
G62320-0608	6MBSPP-8FJX	7253-61575	3/8-19	3/4-16	1
G62320-0804	8MBSPP-4FJX	7253-61585	1/2-14	7/16-20	1
G62320-0806	8MBSPP-6FJX	7253-61595	1/2-14	9/16-18	1
G62320-0808	8MBSPP-8FJX	7253-15145	1/2-14	3/4-16	1
G62320-0810	8MBSPP-10FJX	7253-61605	1/2-14	7/8-14	1
G62320-0812	8MBSPP-12FJX	7253-61615	1/2-14	1 1/16-12	1
G62320-1008	10MBSPP-8FJX	7253-61625	5/8-14	3/4-16	1
G62320-1010	10MBSPP-10FJX	7253-15155	5/8-14	7/8-14	1
G62320-1208	12MBSPP-8FJX	7253-61635	3/4-14	3/4-16	1
G62320-1212	12MBSPP-12FJX	7253-15165	3/4-14	1 1/16-12	1
G62320-1216	12MBSPP-16FJX	7253-61645	3/4-14	1 5/16-12	1
G62320-1616	16MBSPP-16FJX	7253-15175	1-11	1 5/16-12	1
G62320-1620	16MBSPP-20FJX	7253-61655	1-11	1 5/8-12	1
G62320-2016	20MBSPP-16FJX	7253-61665	1 1/4-11	1 5/16-12	1
G62320-2020	20MBSPP-20FJX	7253-61675	1 1/4-11	1 5/8-12	1
G62320-2424	24MBSPP-24FJX	7253-61685	1 1/2-11	1 7/8-12	1
G62320-3232	32MBSPP-32FJX	7253-61695	2-11	2 1/2-12	1

British Male Standard Pipe Parallel with O-Ring to Male JIC 37° Flare



Part No.	Descr.	Prod. No.			Std. Pack
			"	"	
G62450-0204	2MBSPPOR-4MJ	7253-14005	1/8-28	7/16-20	1
G62450-0404	4MBSPPOR-4MJ	7253-14015	1/4-19	7/16-20	1
G62450-0405	4MBSPPOR-5MJ	7253-61705	1/4-19	1/2-20	1
G62450-0406	4MBSPPOR-6MJ	7253-14025	1/4-19	9/16-18	1
G62450-0604	6MBSPPOR-4MJ	7253-14035	3/8-19	7/16-20	1
G62450-0605	6MBSPPOR-5MJ	7253-61715	3/8-19	1/2-20	1
G62450-0606	6MBSPPOR-6MJ	7253-14045	3/8-19	9/16-18	1
G62450-0608	6MBSPPOR-8MJ	7253-14055	3/8-19	3/4-16	1
G62450-0806	8MBSPPOR-6MJ	7253-14075	1/2-14	9/16-18	1
G62450-0808	8MBSPPOR-8MJ	7253-14085	1/2-14	3/4-16	1
G62450-0810	8MBSPPOR-10MJ	7253-61725	1/2-14	7/8-14	1
G62450-0812	8MBSPPOR-12MJ	7253-14605	1/2-14	1 1/16-12	1
G62450-1208	12MBSPPOR-8MJ	7253-61735	3/4-14	3/4-16	1
G62450-1210	12MBSPPOR-10MJ	7253-61745	3/4-14	7/8-14	1
G62450-1212	12MBSPPOR-12MJ	7253-14095	3/4-14	1 1/16-12	1
G62450-1216	12MBSPPOR-16MJ	7253-61755	3/4-14	1 5/16-12	1
G62450-1612	16MBSPPOR-12MJ	7253-61765	1-11	1 1/16-12	1
G62450-1616	16MBSPPOR-16MJ	7253-14105	1-11	1 5/16-12	1

- EQUIPMENT
- HOSE/CPLG. SELECTION
- GLOBALSPIRAL COUPLINGS
- PCM COUPLINGS
- PCS COUPLINGS
- PCM/PCS FERRULES
- MEGACRIMP COUPLINGS
- POWER CRIMP COUPLINGS
- FIELD ATTACHABLE G1 & G2 COUPLINGS
- LOW PRESSURE COUPLINGS
- GLX COUPLINGS
- POLARSEAL COUPLINGS
- POWER STEERING
- PCTS THERMO-PLASTIC COUPLINGS
- ADAPTERS
- ACCESSORIES
- QUICK DISCONNECT COUPLERS
- BALL VALVES
- ASSEMBLY FABRICATION



EQUIPMENT

HOSE/CPLG. SELECTION

GLOBALSPIRAL COUPLINGS

PCM COUPLINGS

PCS COUPLINGS

PCM/PCS FERRULES

MEGACRIMP COUPLINGS

POWER CRIMP COUPLINGS

FIELD ATTACHABLE G1 & G2 COUPLINGS

LOW PRESSURE COUPLINGS

GLX COUPLINGS

POLARSEAL COUPLINGS

POWER STEERING

PCTS THERMO-PLASTIC COUPLINGS

ADAPTERS


ACCESSORIES

QUICK DISCONNECT COUPLERS

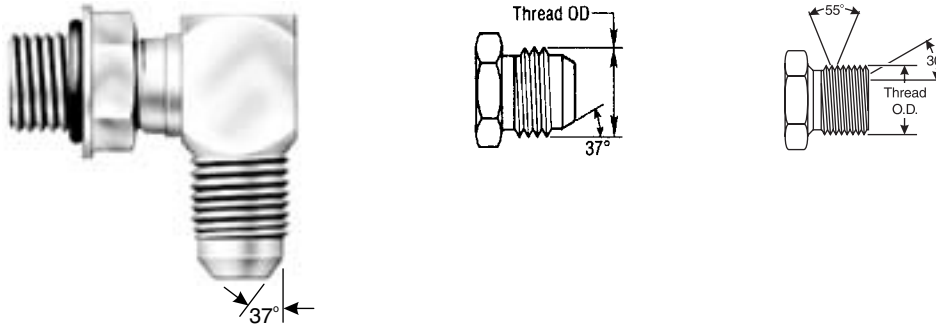
BALL VALVES


ASSEMBLY FABRICATION

British Male Standard Pipe Parallel with O-Ring to Male JIC 37° Flare - Cont'd

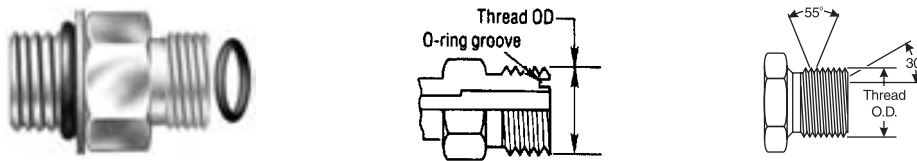
Part No.	Descr.	Prod. No.			Std. Pack
			"	"	
G62450-2020	20MBSPPOR-20MJ	7253-14115	1 1/4-11	1 5/8-12	1
G62450-2024	20MBSPPOR-24MJ	7253-61775	1 1/2-11	1 7/8-12	1
G62450-2424	24MBSPPOR-24MJ	7253-61785	1 1/2-11	1 7/8-12	1


British Male Standard Pipe Parallel with O-Ring to Male JIC 37° Flare - 90°



Part No.	Descr.	Prod. No.			Std. Pack
			"	"	
G62460-0606	6MBSPPOR-6MJ90	7253-14505	3/8-19	9/16-18	1
G62460-0808	8MBSPPOR-8MJ90	7253-14515	1/2-14	3/4-16	1
G62460-1212	12MBSPPOR-12MJ90	7253-14525	3/4-14	1 1/2-12	1


British Male Standard Pipe Parallel with O-Ring to Male Flat-Face O-Ring



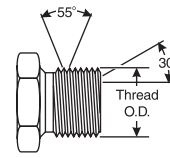
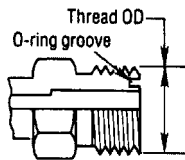
Part No.	Descr.	Prod. No.			Std. Pack
			"	"	
G62470-0204	2MBSPPOR-4MFFOR	7253-61795	1/8-28	1/4-18	1
G62470-0404	4MBSPPOR-4MFFOR	7253-61805	1/4-19	1/4-18	1
G62470-0406	4MBSPPOR-6MFFOR	7253-61815	1/4-19	3/8-16	1
G62470-0606	6MBSPPOR-6MFFOR	7253-61825	3/8-19	3/8-16	1
G62470-0608	6MBSPPOR-8MFFOR	7253-61835	3/8-19	1/2-16	1
G62470-0806	8MBSPPOR-6MFFOR	7253-61845	1/2-14	3/8-16	1
G62470-0808	8MBSPPOR-8MFFOR	7253-61855	1/2-14	1/2-16	1
G62470-0810	8MBSPPOR-10MFFOR	7253-61865	1/2-14	5/8-14	1
G62470-1212	12MBSPPOR-12MFFOR	7253-61875	3/4-14	3/4-12	1
G62470-1216	12MBSPPOR-16MFFOR	7253-61885	3/4-14	1-12	1




British Male Standard Pipe Parallel with O-Ring to Male Flat-Face O-Ring - Cont'd

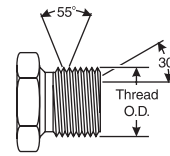
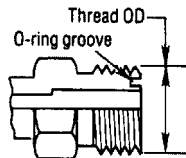
Part No.	Descr.	Prod. No.			Std. Pack
			"	"	
G62470-1612	16MBSPPOR-12MFFOR	7253-61895	1-11	3/4-12	1
G62470-1616	16MBSPPOR-16MFFOR	7253-61905	1-11	1-12	1
G62470-2020	20MBSPPOR-20MFFOR	7253-61915	1 1/4-11	1 1/4-12	1
G62470-2424	24MBSPPOR-24MFFOR	7253-61925	1 1/2-11	1 1/2-12	1


British Male Standard Pipe Parallel with O-Ring to Male Flat-Face O-Ring - Long



Part No.	Descr.	Prod. No.			Std. Pack
			"	"	
G62471-0608	6MBSPPOR-8MFFORL	7253-61935	3/8-19	1/2-16	1
G62471-0808	8MBSPPOR-8MFFORL	7253-61945	1/2-14	1/2-16	1
G62471-0810	8MBSPPOR-10MFFORL	7253-61955	1/2-14	5/8-14	1
G62471-1210	12MBSPPOR-10MFFORL	7253-61965	3/4-14	5/8-14	1
G62471-1212	12MBSPPOR-12MFFORL	7253-61975	3/4-14	3/4-12	1
G62471-1616	16MBSPPOR-16MFFORL	7253-61985	1-11	1-12	1
G62471-2020	20MBSPPOR-20MFFORL	7253-61995	1 1/4-11	1 1/4-12	1

British Male Standard Pipe Parallel with O-Ring to Male Flat-Face O-Ring - 45°



Part No.	Descr.	Prod. No.			Std. Pack
			"	"	
G62473-0204	2MBSPPOR-4MFFOR45	7253-62005	1/8-28	1/4-18	1
G62473-0404	4MBSPPOR-4MFFOR45	7253-62015	1/4-19	1/4-18	1
G62473-0406	4MBSPPOR-6MFFOR45	7253-62025	1/4-19	3/8-16	1
G62473-0606	6MBSPPOR-6MFFOR45	7253-62035	3/8-19	3/8-16	1
G62473-0608	6MBSPPOR-8MFFOR45	7253-62045	3/8-19	1/2-16	1
G62473-0808	8MBSPPOR-8MFFOR45	7253-62055	1/2-14	1/2-16	1
G62473-0810	8MBSPPOR-10MFFOR45	7253-62065	1/2-14	5/8-14	1

EQUIPMENT

HOSE/CPLG. SELECTION

GLOBALSPIRAL COUPLINGS

PCM COUPLINGS

PCS COUPLINGS

PCM/PCS FERRULES

MEGACRIMP COUPLINGS

POWER CRIMP COUPLINGS

FIELD ATTACHABLE G1 & G2 COUPLINGS

LOW PRESSURE COUPLINGS

GLX COUPLINGS

POLARSEAL COUPLINGS

POWER STEERING

PCTS THERMO-PLASTIC COUPLINGS

ADAPTERS

ACCESSORIES

QUICK DISCONNECT COUPLERS

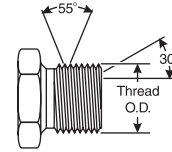
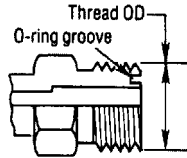
BALL VALVES

ASSEMBLY FABRICATION



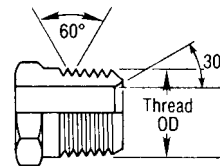
EQUIPMENT
HOSE/CPLG. SELECTION
GLOBALSPIRAL COUPLINGS
PCM COUPLINGS
PCS COUPLINGS
PCM/PCS FERRULES
MEGACRIMP COUPLINGS
POWER CRIMP COUPLINGS
FIELD ATTACHABLE G1 & G2 COUPLINGS
LOW PRESSURE COUPLINGS
GLX COUPLINGS
POLARSEAL COUPLINGS
POWER STEERING
PCTS THERMO-PLASTIC COUPLINGS
ADAPTERS
ACCESSORIES
QUICK DISCONNECT COUPLERS
BALL VALVES
ASSEMBLY FABRICATION

British Male Standard Pipe Parallel with O-Ring to Male Flat-Face O-Ring - 90°



Part No.	Descr.	Prod. No.			Std. Pack
			"	"	
G62475-0204	2MBSPPOR-4MFFOR90	7253-62075	1/8-28	1/4-18	1
G62475-0404	4MBSPPOR-4MFFOR90	7253-62085	1/4-19	1/4-18	1
G62475-0406	4MBSPPOR-6MFFOR90	7253-62095	1/4-19	3/8-16	1
G62475-0408	4MBSPPOR-8MFFOR90	7253-62105	1/4-19	1/2-16	1
G62475-0606	6MBSPPOR-6MFFOR90	7253-62115	3/8-19	3/8-16	1
G62475-0608	6MBSPPOR-8MFFOR90	7253-62125	3/8-19	1/2-16	1
G62475-0806	8MBSPPOR-6MFFOR90	7253-62135	1/2-14	3/8-16	1
G62475-0808	8MBSPPOR-8MFFOR90	7253-62145	1/2-14	1/2-16	1
G62475-0810	8MBSPPOR-10MFFOR90	7253-62155	1/2-14	5/8-14	1
G62475-0812	8MBSPPOR-12MFFOR90	7253-62165	1/2-14	3/4-12	1
G62475-1212	12MBSPPOR-12MFFOR90	7253-62175	3/4-14	3/4-12	1
G62475-1216	12MBSPPOR-16MFFOR90	7253-62185	3/4-14	1-12	1
G62475-1612	16MBSPPOR-12MFFOR90	7253-62195	1-11	3/4-12	1
G62475-1616	16MBSPPOR-16MFFOR90	7253-62205	1-11	1-12	1
G62475-2016	20MBSPPOR-16MFFOR90	7253-62215	1 1/4-11	1-12	1
G62475-2020	20MBSPPOR-20MFFOR90	7253-62225	1 1/4-11	1 1/4-12	1
G62475-2424	24MBSPPOR-24MFFOR90	7253-62235	1 1/2-11	1 1/2-12	1


Female British Standard Pipe Parallel to Male Pipe NPTF



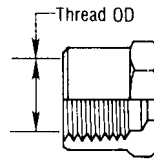

Part No.	Descr.	Prod. No.			Std. Pack
			"	"	
G62500-0202	2FBSPP-2MP	7253-62245	1/8-28	1/8-27	1
G62500-0204	2FBSPP-4MP	7253-62255	1/8-28	1/4-18	1
G62500-0404	4FBSPP-4MP	7253-62265	1/4-19	1/4-18	1
G62500-0406	4FBSPP-6MP	7253-62275	1/4-19	3/8-18	1
G62500-0408	4FBSPP-8MP	7253-62285	1/4-19	1/2-14	1
G62500-0606	6FBSPP-6MP	7253-62295	3/8-19	3/8-18	1
G62500-0608	6FBSPP-8MP	7253-62305	3/8-19	1/2-14	1
G62500-0808	8FBSPP-8MP	7253-62315	1/2-14	1/2-14	1
G62500-0812	8FBSPP-12MP	7253-62325	1/2-14	3/4-14	1
G62500-1212	12FBSPP-12MP	7253-62335	3/4-14	3/4-14	1
G62500-1216	12FBSPP-16MP	7253-62345	3/4-14	1-11 1/2	1
G62500-1616	16FBSPP-16MP	7253-62355	1-11	1-11 1/2	1




Female British Standard Pipe Parallel to Male Pipe NPTF - Cont'd

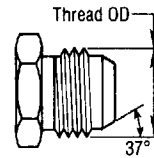
Part No.	Descr.	Prod. No.			Std. Pack
			"	"	
G62500-2020	20FBSPP-20MP	7253-62365	1 1/4-11	1 1/4-11 1/2	1
G62500-2024	20FBSPP-24MP	7253-62375	1 1/4-11	1 1/4-11 1/2	1
G62500-2424	24FBSPP-24MP	7253-62385	1 1/2-11	1 1/2-11 1/2	1
G62500-3232	32FBSPP-32MP	7253-62395	2-11	2-11 1/2	1


Female British Standard Pipe Parallel to Female Pipe NPTF



Part No.	Descr.	Prod. No.			Std. Pack
			"	"	
G62520-0404	4FBSPP-4FP	7253-65525	1/4-19	1/4-18	1
G62520-0606	6FBSPP-6FP	7253-65535	3/8-19	3/8-18	1
G62520-0808	8FBSPP-8FP	7253-65545	1/2-14	1/2-14	1
G62520-1212	12FBSPP-12FP	7253-65555	3/4-14	3/4-14	1
G62520-1616	16FBSPP-16FP	7253-65565	1-11	1-11 1/2	1
G62520-2020	20FBSPP-20FP	7253-65575	1 1/4-11	1 1/4-11 1/2	1

Female British Standard Pipe Parallel to Male JIC 37° Flare



Part No.	Descr.	Prod. No.			Std. Pack
			"	"	
G62550-0204	2FBSPP-4MJ	7253-14155	1/8-28	7/16-20	1
G62550-0404	4FBSPP-4MJ	7253-14225	1/4-19	7/16-20	1
G62550-0406	4FBSPP-6MJ	7253-14165	1/4-19	9/16-18	1
G62550-0606	6FBSPP-6MJ	7253-14175	3/8-19	9/16-18	1
G62550-0808	8FBSPP-8MJ	7253-14185	1/2-14	3/4-16	1
G62550-1212	12FBSPP-12MJ	7253-14195	3/4-14	1 1/16-12	1
G62550-1616	16FBSPP-16MJ	7253-14205	1-11	1 5/16-12	1
G62550-2020	20FBSPP-20MJ	7253-14215	1 1/4-11	1 5/8-12	1
G62550-2424	24FBSPP-24MJ	7253-62415	1 1/2-11	1 7/8-12	1

EQUIPMENT

HOSE/CPLG. SELECTION

GLOBALSPIRAL COUPLINGS

PCM COUPLINGS

PCS COUPLINGS

PCM/PCS FERRULES

MEGACRIMP COUPLINGS

POWER CRIMP COUPLINGS

FIELD ATTACHABLE G1 & G2 COUPLINGS

LOW PRESSURE COUPLINGS

GLX COUPLINGS

POLARSEAL COUPLINGS

POWER STEERING

PCTS THERMO-PLASTIC COUPLINGS

ADAPTERS

ACCESSORIES

QUICK DISCONNECT COUPLERS

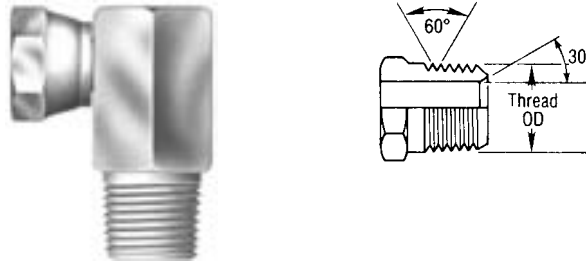
BALL VALVES


ASSEMBLY FABRICATION



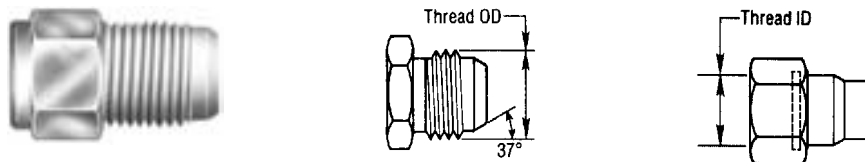
- EQUIPMENT
- HOSE/CPLG. SELECTION
- GLOBALSPIRAL COUPLINGS
- PCM COUPLINGS
- PCS COUPLINGS
- PCM/PCS FERRULES
- MEGACRIMP COUPLINGS
- POWER CRIMP COUPLINGS
- FIELD ATTACHABLE G1 & G2 COUPLINGS
- LOW PRESSURE COUPLINGS
- GLX COUPLINGS
- POLARSEAL COUPLINGS
- POWER STEERING
- PCTS THERMO-PLASTIC COUPLINGS
- ADAPTERS
- ACCESSORIES
- QUICK DISCONNECT COUPLERS
- BALL VALVES
- ASSEMBLY FABRICATION


Female British Standard Pipe Parallel Swivel to Male Pipe NPTF - 90°



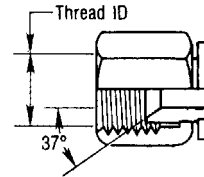
Part No.	Descr.	Prod. No.			Std. Pack
			"	"	
G62605-0202	2FBSPPX-2MP90	7253-62425	1/8-28	1/8-27	1
G62605-0404	4FBSPPX-4MP90	7253-62435	1/4-19	1/4-18	1
G62605-0606	6FBSPPX-6MP90	7253-62445	3/8-19	3/8-18	1
G62605-0808	8FBSPPX-8MP90	7253-62455	1/2-14	1/2-14	1
G62605-1212	12FBSPPX-12MP90	7253-62465	3/4-14	3/4-14	1
G62605-1616	16FBSPPX-16MP90	7253-62475	1-11	1-11 1/2	1
G62605-2020	20FBSPPX-20MP90	7253-62485	1 1/4-11	1 1/4-11 1/2	1
G62605-2424	24FBSPPX-24MP90	7253-62495	1 1/2-11	1 1/4-11 1/2	1

Female British Flat-Face O-Ring to Male JIC 37° Flare



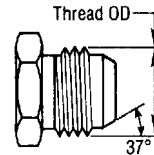
Part No.	Descr.	Prod. No.			Std. Pack
			"	"	
G62801-0606	6FBFFOR-6MJ	7253-62705	3/8-19	9/16-18	1
G62801-0806	8FBFFOR-6MJ	7253-62715	1/2-14	9/16-18	1
G62801-0808	8FBFFOR-8MJ	7253-62725	1/2-14	3/4-16	1
G62801-0810	8FBFFOR-10MJ	7253-62735	1/2-14	7/8-14	1
G62801-1008	10FBFFOR-8MJ	7253-62745	5/8-14	3/4-16	1
G62801-1208	12FBFFOR-8MJ	7253-62755	3/4-14	3/4-16	1
G62801-1210	12FBFFOR-10MJ	7253-62765	3/4-14	7/8-14	1
G62801-1212	12FBFFOR-12MJ	7253-62775	3/4-14	1 1/16-12	1

Female British Standard Pipe Parallel Swivel to Female JIC 37° Flare Swivel



Part No.	Descr.	Prod. No.			Std. Pack
			"	"	
G62660-0404	4FBSPPX-4FJX	7253-15305	1/4-19	7/16-20	1
G62660-0406	4FBSPPX-6FJX	7253-62505	1/4-19	9/16-18	1
G62660-0606	6FBSPPX-6FJX	7253-15315	3/8-19	9/16-18	1
G62660-0608	6FBSPPX-8FJX	7253-62515	3/8-19	3/4-16	1
G62660-0806	8FBSPPX-6FJX	7253-62525	1/2-14	9/16-18	1
G62660-0808	8FBSPPX-8FJX	7253-15325	1/2-14	3/4-16	1
G62660-1010	10FBSPPX-10FJX	7253-15335	5/8-14	7/8-14	1
G62660-1212	12FBSPPX-12FJX	7253-15345	3/4-14	1 1/16-12	1
G62660-1616	16FBSPPX-16FJX	7253-15355	1-11	1 5/16-12	1
G62660-2020	20FBSPPX-20FJX	7253-62535	1 1/4-11	1 5/8-12	1

Female British Standard Pipe Parallel Swivel to Male JIC 37° Flare




Part No.	Descr.	Prod. No.			Std. Pack
			"	"	
G62650-0204	2FBSPPX-4MJ	7253-62545	1/8-28	7/16-20	1
G62650-0404	4FBSPPX-4MJ	7253-15245	1/4-19	7/16-20	1
G62650-0405	4FBSPPX-5MJ	7253-62555	1/4-19	1/2-20	1
G62650-0406	4FBSPPX-6MJ	7253-62565	1/4-19	9/16-18	1
G62650-0604	6FBSPPX-4MJ	7253-62575	3/8-19	7/16-20	1
G62650-0605	6FBSPPX-5MJ	7253-62585	3/8-19	1/2-20	1
G62650-0606	6FBSPPX-6MJ	7253-15255	3/8-19	9/16-18	1
G62650-0608	6FBSPPX-8MJ	7253-62595	3/8-19	3/4-16	1
G62650-0610	6FBSPPX-10MJ	7253-62605	3/8-19	7/8-14	1
G62650-0806	8FBSPPX-6MJ	7253-62615	1/2-14	9/16-18	1
G62650-0808	8FBSPPX-8MJ	7253-15265	1/2-14	3/4-16	1
G62650-0810	8FBSPPX-10MJ	7253-62625	1/2-14	7/8-14	1
G62650-1008	10FBSPPX-8MJ	7253-62635	5/8-14	3/4-16	1
G62650-1010	10FBSPPX-10MJ	7253-15275	5/8-14	7/8-14	1
G62650-1208	12FBSPPX-8MJ	7253-62645	3/4-14	3/4-16	1
G62650-1210	12FBSPPX-10MJ	7253-62655	3/4-14	7/8-14	1
G62650-1212	12FBSPPX-12MJ	7253-15285	3/4-14	1 1/16-12	1
G62650-1216	12FBSPPX-16MJ	7253-62665	3/4-14	1 5/16-12	1
G62650-1612	16FBSPPX-12MJ	7253-62675	1-11	1 1/16-12	1

- EQUIPMENT
- HOSE/CPLG. SELECTION
- GLOBALSPIRAL COUPLINGS
- PCM COUPLINGS
- PCS COUPLINGS
- PCM/PCS FERRULES
- MEGACRIMP COUPLINGS
- POWER CRIMP COUPLINGS
- FIELD ATTACHABLE G1 & G2 COUPLINGS
- LOW PRESSURE COUPLINGS
- GLX COUPLINGS
- POLARSEAL COUPLINGS
- POWER STEERING
- PCTS THERMO-PLASTIC COUPLINGS
- ADAPTERS
- ACCESSORIES
- QUICK DISCONNECT COUPLERS
- BALL VALVES
- ASSEMBLY FABRICATION




Female British Standard Pipe Parallel Swivel to Male JIC 37° Flare - Cont'd

Part No.	Descr.	Prod. No.			Std. Pack
			"	"	
G62650-1616	16FBSPPX-16MJ	7253-15295	1-11	1 5/16-12	1
G62650-2020	20FBSPPX-20MJ	7253-62685	1 1/4-11	1 5/8-12	1
G62650-2424	24FBSPPX-24MJ	7253-62695	1 1/2-11	1 7/8-12	1

- EQUIPMENT
- HOSE/CPLG. SELECTION
- GLOBALSPIRAL COUPLINGS
- PCM COUPLINGS
- PCS COUPLINGS
- PCM/PCS FERRULES
- MEGACRIMP COUPLINGS
- POWER CRIMP COUPLINGS
- FIELD ATTACHABLE G1 & G2 COUPLINGS
- LOW PRESSURE COUPLINGS
- GLX COUPLINGS
- POLARSEAL COUPLINGS
- POWER STEERING
- PCTS THERMO-PLASTIC COUPLINGS
- ADAPTERS
- ACCESSORIES
- QUICK DISCONNECT COUPLERS
- BALL VALVES
- ASSEMBLY FABRICATION


Male Metric O-Ring Plug



Part No.	Descr.	Prod. No.		Std. Pack
G63099-0012	12MMOR-PLUG	7253-65415	M12X1.5	1
G63099-0014	14MMOR-PLUG	7253-65425	M14X1.5	1
G63099-0016	16MMOR-PLUG	7253-65435	M16X1.5	1
G63099-0018	18MMOR-PLUG	7253-65445	M18X1.5	1
G63099-0020	20MMOR-PLUG	7253-65455	M20X1.5	1
G63099-0022	22MMOR-PLUG	7253-65465	M22X1.5	1
G63099-0024	24MMOR-PLUG	7253-65475	M24X1.5	1
G63099-0026	26MMOR-PLUG	7253-65485	M26X1.5	1
G63099-0030	30MMOR-PLUG	7253-65495	M30X2.0	1
G63099-0036	36MMOR-PLUG	7253-65505	M36X2.0	1
G63099-0042	42MMOR-PLUG	7253-65515	M42X2.0	1

Male Metric with O-Ring to Female Pipe NPTF



Part No.	Descr.	Prod. No.			Std. Pack
			"	"	
G63120-1002	10MM-2FP	7253-62785	M10X1.5	1/8-27	1
G63120-1202	12MM-2FP	7253-62795	M12X1.5	1/8-27	1
G63120-1204	12MM-4FP	7253-62805	M12X1.5	1/4-18	1
G63120-1206	12MM-6FP	7253-62815	M12X1.5	3/8-18	1
G63120-1404	14MM-4FP	7253-62825	M14X1.5	1/4-18	1
G63120-1606	16MM-6FP	7253-62835	M16X1.5	3/8-18	1
G63120-1608	16MM-8FP	7253-62845	M16X1.5	1/2-14	1
G63120-1806	18MM-6FP	7253-62855	M18X1.5	3/8-18	1
G63120-1808	18MM-8FP	7253-62865	M18X1.5	1/2-14	1
G63120-2004	20MM-4FP	7253-62875	M20X1.5	1/4-18	1
G63120-2006	20MM-6FP	7253-62885	M20X1.5	3/8-18	1
G63120-2008	20MM-8FP	7253-62895	M20X1.5	1/2-14	1
G63120-2206	22MM-6FP	7253-62905	M22X1.5	3/8-18	1
G63120-2208	22MM-8FP	7253-62915	M22X1.5	1/2-14	1
G63120-2212	22MM-12FP	7253-62925	M22X1.5	3/4-14	1
G63120-2412	24MM-12FP	7253-62935	M24X1.5	3/4-14	1
G63120-2612	26MM-12FP	7253-62945	M26X1.5	3/4-14	1
G63120-2712	27MM-12FP	7253-62955	M27X2.0	3/4-14	1
G63120-3316	33MM-16FP	7253-62965	M33X2.0	1-11 1/2	1

EQUIPMENT

HOSE/CPLG.
SELECTIONGLOBALSPIRAL
COUPLINGSPCM
COUPLINGSPCS
COUPLINGSPCM/PCS
FERRULESMEGACRIMP
COUPLINGSPOWER
CRIMP
COUPLINGSFIELD
ATTACHABLE
G1 & G2
COUPLINGSLOW
PRESSURE
COUPLINGSGLX
COUPLINGSPOLARSEAL
COUPLINGSPOWER
STEERINGPCTS
THERMO-
PLASTIC
COUPLINGS

ADAPTERS

ACCESSORIES

QUICK
DISCONNECT
COUPLERS

BALL VALVES


ASSEMBLY
FABRICATION



Metric Conversion


Male Metric with O-Ring to Male JIC 37° Flare



Part No.	Descr.	Prod. No.			Std. Pack
			"	"	
G63150-1004	10MM-4MJ	7253-14355	M10X1.0	7/16-20	1
G63150-1204	12MM-4MJ	7253-14365	M12X1.5	7/16-20	1
G63150-1205	12MM-5MJ	7253-62975	M12X1.5	1/2-20	1
G63150-1206	12MM-6MJ	7253-62985	M12X1.5	9/16-18	1
G63150-1404	14MM-4MJ	7253-62995	M14X1.5	7/16-20	1
G63150-1406	14MM-6MJ	7253-14375	M14X1.5	9/16-18	1
G63150-1408	14MM-8MJ	7253-63005	M14X1.5	3/4-16	1
G63150-1605	16MM-5MJ	7253-63015	M16X1.5	1/2-20	1
G63150-1606	16MM-6MJ	7253-14385	M16X1.5	9/16-18	1
G63150-1608	16MM-8MJ	7253-14395	M16X1.5	3/4-16	1
G63150-1808	18MM-8MJ	7253-14405	M18X1.5	3/4-16	1
G63150-1810	18MM-10MJ	7253-14415	M18X1.5	7/8-14	1
G63150-2010	20MM-10MJ	7253-14425	M20X1.5	7/8-14	1
G63150-2208	22MM-8MJ	7253-63025	M22X1.5	3/4-16	1
G63150-2210	22MM-10MJ	7253-14435	M22X1.5	7/8-14	1
G63150-2212	22MM-12MJ	7253-14445	M22X1.5	1 1/16-12	1
G63150-2612	26MM-12MJ	7253-63035	M26X1.5	1 1/16-12	1
G63150-2712	27MM-12MJ	7253-14455	M27X2.0	1 1/16-12	1
G63150-2716	27MM-16MJ	7253-63045	M27X2.0	1 5/16-12	1
G63150-3316	33MM-16MJ	7253-14465	M33X2.0	1 5/16-12	1
G63150-3320	33MM-20MJ	7253-63055	M33X1.5	1 5/8-12	1
G63150-4220	42MM-20MJ	7253-14475	M42X2.0	1 5/8-12	1
G63150-4824	48MM-24MJ	7253-63065	M48X2.0	1 7/8-12	1


Male Metric with O-Ring to Male JIC 37° Flare - 90°



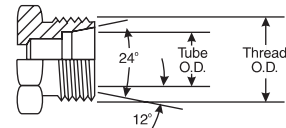
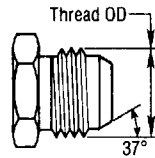
Part No.	Descr.	Prod. No.			Std. Pack
			"	"	
G63160-1004	10MM-4MJ90	7253-65585	M10X1.5	7/16-20	1
G63160-1204	12MM-4MJ90	7253-65595	M12X1.5	7/16-20	1
G63160-1205	12MM-5MJ90	7253-65615	M12X1.5	1/2-20	1




Male Metric with O-Ring to Male JIC 37° Flare - 90° - Cont'd

Part No.	Descr.	Prod. No.			Std. Pack
			"	"	
G63160-1206	12MM-6MJ90	7253-65625	M12X1.5	9/16-18	1
G63160-1404	14MM-4MJ90	7253-65605	M14X1.5	7/16-20	1
G63160-1406	14MM-6MJ90	7253-65635	M14X1.5	9/16-18	1
G63160-1606	16MM-6MJ90	7253-65645	M16X1.5	9/16-18	1
G63160-1608	16MM-8MJ90	7253-65655	M16X1.5	3/4-16	1
G63160-1808	18MM-8MJ90	7253-65665	M18X1.5	3/4-16	1
G63160-1810	18MM-10MJ90	7253-65685	M18X1.5	7/8-14	1
G63160-2010	20MM-10MJ90	7253-65695	M20X1.5	7/8-14	1
G63160-2208	22MM-8MJ90	7253-65675	M22X1.5	3/4-16	1
G63160-2210	22MM-10MJ90	7253-65705	M22X1.5	7/8-14	1
G63160-2212	22MM-12MJ90	7253-65715	M22X1.5	1 1/16-12	1
G63160-2612	26MM-12MJ90	7253-65725	M26X1.5	1 1/16-12	1
G63160-2716	27MM-16MJ90	7253-65735	M27X2.0	1 5/16-12	1
G63160-3316	33MM-16MJ90	7253-65745	M33X2.0	1 5/16-12	1
G63160-4220	42MM-20MJ90	7253-65755	M42X2.0	1 5/8-12	1

Male DIN 24° Cone - Light Series to Male JIC 37° Flare



Part No.	Descr.	Prod. No.			Std. Pack
			"	"	
G63350-0604	6MDL-4MJ	7253-63075	M12X1.5	7/16-20	1
G63350-0804	8MDL-4MJ	7253-15365	M14X1.5	7/16-20	1
G63350-0806	8MDL-6MJ	7253-63095	M14X1.5	9/16-18	1
G63350-1004	10MDL-4MJ	7253-63105	M16X1.5	7/16-20	1
G63350-1006	10MDL-6MJ	7253-15375	M16X1.5	9/16-18	1
G63350-1008	10MDL-8MJ	7253-63115	M16X1.5	3/4-16	1
G63350-1206	12MDL-6MJ	7253-15585	M18X1.5	9/16-18	1
G63350-1208	12MDL-8MJ	7253-63135	M18X1.5	3/4-16	1
G63350-1508	15MDL-8MJ	7253-15385	M22X1.5	3/4-16	1
G63350-1510	15MDL-10MJ	7253-63145	M22X1.5	7/8-14	1
G63350-1512	15MDL-12MJ	7253-63155	M22X1.5	1 1/16-12	1
G63350-1810	18MDL-10MJ	7253-15515	M26X1.5	7/8-14	1
G63350-1812	18MDL-12MJ	7253-63165	M26X1.5	1 1/16-12	1
G63350-2212	22MDL-12MJ	7253-15395	M30X2.0	1 1/16-12	1
G63350-2816	28MDL-16MJ	7253-15405	M36X2.0	1 5/16-12	1
G63350-3520	35MDL-20MJ	7253-63175	M45X2.0	1 5/8-12	1
G63350-4224	42MDL-24MJ	7253-63185	M52X2.0	1 7/8-12	1

EQUIPMENT

HOSE/CPLG. SELECTION

GLOBALSPIRAL COUPLINGS

PCM COUPLINGS

PCS COUPLINGS

PCM/PCS FERRULES

MEGACRIMP COUPLINGS

POWER CRIMP COUPLINGS

FIELD ATTACHABLE G1 & G2 COUPLINGS

LOW PRESSURE COUPLINGS

GLX COUPLINGS

POLARSEAL COUPLINGS

POWER STEERING

PCTS THERMO-PLASTIC COUPLINGS

ADAPTERS

ACCESSORIES

QUICK DISCONNECT COUPLERS

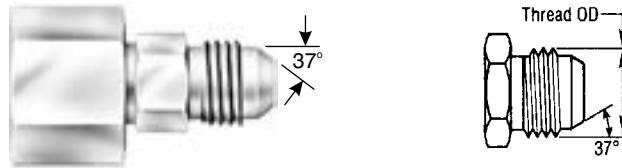
BALL VALVES


ASSEMBLY FABRICATION



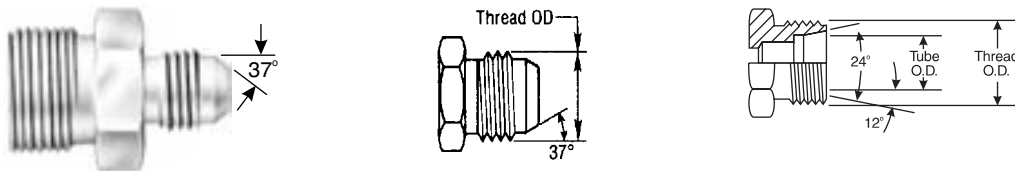
Metric Conversion


Female DIN 24° Cone Swivel - Light Series to Male JIC 37° Flare



Part No.	Descr.	Prod. No.			Std. Pack
			"	"	
G63450-0604	6FDLX-4MJ	7253-64725	M12X1.5	7/16-20	1
G63450-0605	6FDLX-5MJ	7253-64735	M6X1.5	1/2-20	1
G63450-0804	8FDLX-4MJ	7253-15465	M14X1.5	7/16-20	1
G63450-0806	8FDLX-6MJ	7253-64755	M14X1.5	9/16-18	1
G63450-1006	10FDLX-6MJ	7253-15475	M16X1.5	9/16-18	1
G63450-1008	10FDLX-8MJ	7253-64775	M16X1.5	3/4-16	1
G63450-1206	12FDLX-6MJ	7253-15545	M18X1.5	9/16-18	1
G63450-1208	12FDLX-8MJ	7253-64795	M18X1.5	3/4-16	1
G63450-1210	12FDLX-10MJ	7253-64805	M18X1.5	7/8-14	1
G63450-1506	15FDLX-6MJ	7253-64815	M22X1.5	9/16-18	1
G63450-1508	15FDLX-8MJ	7253-15485	M22X1.5	3/4-16	1
G63450-1510	15FDLX-10MJ	7253-64835	M22X1.5	7/8-14	1
G63450-2212	22FDLX-12MJ	7253-15495	M30X2.0	1 1/16-12	1
G63450-2816	28FDLX-16MJ	7253-15505	M36X2.0	1 5/16-12	1


Male DIN 24° Cone - Heavy Series to Male JIC 37° Flare



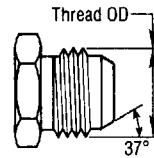
Part No.	Descr.	Prod. No.			Std. Pack
			"	"	
G63650-0604	6MDH-4MJ	7253-63195	M14X1.5	7/16-20	1
G63650-0804	8MDH-4MJ	7253-63205	M16X1.5	7/16-20	1
G63650-0806	8MDH-6MJ	7253-63215	M16X1.5	9/16-18	1
G63650-1004	10MDH-4MJ	7253-15415	M18X1.5	7/16-20	1
G63650-1008	10MDH-8MJ	7253-63225	M18X1.5	3/4-16	1
G63650-1206	12MDH-6MJ	7253-63235	M20X1.5	9/16-18	1
G63650-1208	12MDH-8MJ	7253-63245	M20X1.5	3/4-16	1
G63650-1210	12MDH-10MJ	7253-63255	M20X1.5	7/8-14	1
G63650-1406	14MDH-6MJ	7253-15425	M22X1.5	9/16-18	1
G63650-1408	14MDH-8MJ	7253-63265	M22X1.5	3/4-16	1
G63650-1608	16MDH-8MJ	7253-15435	M24X1.5	3/4-16	1
G63650-1610	16MDH-10MJ	7253-63285	M24X1.5	1 7/8-12	1
G63650-1612	16MDH-12MJ	7253-63275	M24X1.5	1 1/16-12	1
G63650-2010	20MDH-10MJ	7253-15525	M30X2.0	7/8-14	1
G63650-2012	20MDH-12MJ	7253-63295	M30X2.0	1 1/16-12	1
G63650-2512	25MDH-12MJ	7253-15445	M36X2.0	1 1/16-12	1




Male DIN 24° Cone - Heavy Series to Male JIC 37° Flare - Cont'd

Part No.	Descr.	Prod. No.			Std. Pack
			"	"	
G63650-2516	25MDH-16MJ	7253-63305	M36X2.0	1 5/16-12	1
G63650-3016	30MDH-16MJ	7253-15455	M42X2.0	1 5/16-12	1
G63650-3820	38MDH-20MJ	7253-63315	M52X2.0	1 5/8-12	1
G63650-3824	38MDH-24MJ	7253-63325	M52X2.0	1 7/8-12	1

Female DIN 24° Cone Swivel - Heavy Series to Male JIC 37° Flare



Part No.	Descr.	Prod. No.			Std. Pack
			"	"	
G63750-1004	10FDHX-4MJ	7253-15605	M18X1.5	7/16-20	1
G63750-1205	12FDHX-5MJ	7253-15615	M20X1.5	1/2-20	1
G63750-1206	12FDHX-6MJ	7253-64845	M20X1.5	9/16-18	1
G63750-1208	12FDHX-8MJ	7253-64855	M20X1.5	3/4-16	1
G63750-1210	12FDHX-10MJ	7253-64865	M20X1.5	7/8-14	1
G63750-1406	14FDHX-6MJ	7253-15625	M22X1.5	9/16-18	1
G63750-1608	16FDHX-8MJ	7253-15635	M24X1.5	3/4-16	1
G63750-2010	20FDHX-10MJ	7253-15645	M30X2.0	7/8-14	1
G63750-2512	25FDHX-12MJ	7253-15655	M36X2.0	1 1/16-12	1
G63750-3016	30FDHX-16MJ	7253-15665	M42X2.0	1 5/16-12	1
G63750-3820	38FDHX-20MJ	7253-15675	M52X2.0	1 5/8-12	1

Male Kobelco Plug



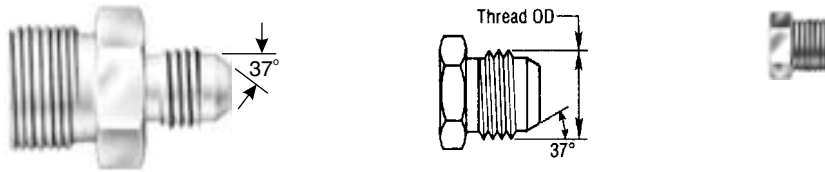
Part No.	Descr.	Prod. No.		Std. Pack
G63980-0022	22MKB-PLUG	7253-65295	M30X1.5	1


- EQUIPMENT
- HOSE/CPLG. SELECTION
- GLOBALSPIRAL COUPLINGS
- PCM COUPLINGS
- PCS COUPLINGS
- PCM/PCS FERRULES
- MEGACRIMP COUPLINGS
- POWER CRIMP COUPLINGS
- FIELD ATTACHABLE G1 & G2 COUPLINGS
- LOW PRESSURE COUPLINGS
- GLX COUPLINGS
- POLARSEAL COUPLINGS
- POWER STEERING
- PCTS THERMO-PLASTIC COUPLINGS
- ADAPTERS
- ACCESSORIES
- QUICK DISCONNECT COUPLERS
- BALL VALVES
- ASSEMBLY FABRICATION



Metric Conversion

Male Kobelco to Male JIC 37° Flare



Part No.	Descr.	Prod. No.			Std. Pack
			"	"	
G63990-2212	22MKB-12MJ	7253-66105	M30X1.5	1 1/16-12	1
G63990-2812	28MKB-12MJ	7253-65305	M36X1.5	1 1/16-12	1
G63990-2816	28MKB-16MJ	7253-65315	M36X1.5	1 5/16-12	1
G63990-3516	35MKB-16MJ	7253-65325	M45X1.5	1 5/16-12	1
G63990-3520	35MKB-20MJ	7253-65335	M45X1.5	1 5/8-12	1

EQUIPMENT

HOSE/CPLG. SELECTION

GLOBALSPIRAL COUPLINGS

PCM COUPLINGS

PCS COUPLINGS

PCM/PCS FERRULES

MEGACRIMP COUPLINGS

POWER CRIMP COUPLINGS

FIELD ATTACHABLE G1 & G2 COUPLINGS

LOW PRESSURE COUPLINGS

GLX COUPLINGS

POLARSEAL COUPLINGS

POWER STEERING

PCTS THERMO-PLASTIC COUPLINGS

ADAPTERS

ACCESSORIES

QUICK DISCONNECT COUPLERS

BALL VALVES

ASSEMBLY FABRICATION

British Bonded Seal



Part No.	Descr.	Prod. No.		Std. Pack
			"	
G64075-0002	2BBDS	7253-63335	3/8	1
G64075-0004	4BBDS	7253-63345	17/32	1
G64075-0006	6BBDS	7253-63355	21/32	1
G64075-0008	8BBDS	7253-63365	13/16	1
G64075-0010	10BBDS	7253-63375	29/32	1
G64075-0012	12BBDS	7253-63385	1 1/32	1
G64075-0016	16BBDS	7253-63395	1 11/32	1
G64075-0020	20BBDS	7253-63405	1 21/32	1
G64075-0024	24BBDS	7253-63415	1 7/8	1
G64075-0032	32BBDS	7253-63425	2 11/32	1
G64075-0040	40BBDS	7253-63435	2 1/2	1
G64075-0048	48BBDS	7253-63445	3	1

Male British Standard Pipe Parallel with O-Ring Plug



Part No.	Descr.	Prod. No.		Std. Pack
G64094-0002	2MBSPOR-PLUG	7253-65345	1/8-28	1
G64094-0004	4MBSPOR-PLUG	7253-65355	1/4-19	1
G64094-0006	6MBSPOR-PLUG	7253-65365	3/8-19	1
G64094-0008	8MBSPOR-PLUG	7253-65375	1/2-14	1
G64094-0012	12MBSPOR-PLUG	7253-65385	3/4-14	1
G64094-0016	16MBSPOR-PLUG	7253-65395	1-11	1
G64094-0020	20MBSPOR-PLUG	7253-65405	1 1/4-11	1

Female British Standard Pipe Parallel Cap



Part No.	Descr.	Prod. No.		Std. Pack
G64097-0002	2FBSP- CAP	7253-63455	1/8-28	1
G64097-0004	4FBSP- CAP	7253-63465	1/4-19	1

EQUIPMENT

HOSE/CPLG. SELECTION

GLOBALSPIRAL COUPLINGS

PCM COUPLINGS

PCS COUPLINGS

PCM/PCS FERRULES

MEGACRIMP COUPLINGS

POWER CRIMP COUPLINGS

FIELD ATTACHABLE G1 & G2 COUPLINGS

LOW PRESSURE COUPLINGS

GLX COUPLINGS

POLARSEAL COUPLINGS

POWER STEERING

PCTS THERMO-PLASTIC COUPLINGS

ADAPTERS


ACCESSORIES

QUICK DISCONNECT COUPLERS

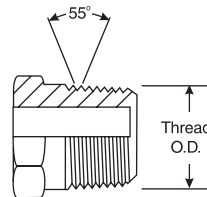
BALL VALVES

ASSEMBLY FABRICATION


Female British Standard Pipe Parallel Cap - Cont'd

Part No.	Descr.	Prod. No.		Std. Pack
G64097-0006	6FBSPP-CAP	7253-63475	3/8-19	1
G64097-0008	8FBSPP-CAP	7253-63485	1/2-14	1
G64097-0010	10FBSPP-CAP	7253-63495	5/8-14	1
G64097-0012	12FBSPP-CAP	7253-63505	3/4-14	1
G64097-0016	16FBSPP-CAP	7253-63515	1-11	1
G64097-0020	20FBSPP-CAP	7253-63525	1 1/4-11	1
G64097-0024	24FBSPP-CAP	7253-63535	1 1/2-11	1
G64097-0032	32FBSPP-CAP	7253-63545	2-11	1

Male British Standard Pipe Tapered Thread Plug




BSPT Male

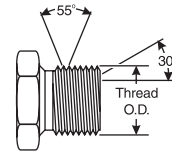
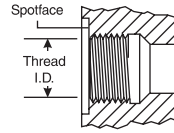
Part No.	Descr.	Prod. No.		Std. Pack
G64098-0002	2MBSPT-PLUG	7253-63555	1/8-28	1
G64098-0004	4MBSPT-PLUG	7253-63565	1/4-19	1
G64098-0006	6MBSPT-PLUG	7253-63575	3/8-19	1
G64098-0008	8MBSPT-PLUG	7253-63585	1/2-14	1
G64098-0010	10MBSPT-PLUG	7253-63595	5/8-14	1
G64098-0012	12MBSPT-PLUG	7253-63605	3/4-14	1
G64098-0016	16MBSPT-PLUG	7253-63615	1-11	1
G64098-0020	20MBSPT-PLUG	7253-63625	1 1/4-11	1
G64098-0024	24MBSPT-PLUG	7253-63635	1 1/2-11	1


Male British Standard Pipe Parallel Plug



Part No.	Descr.	Prod. No.		Std. Pack
G64099-0002	2MBSPP-PLUG	7253-63655	1/8-28	1
G64099-0004	4MBSPP-PLUG	7253-63665	1/4-19	1
G64099-0006	6MBSPP-PLUG	7253-63675	3/8-19	1
G64099-0008	8MBSPP-PLUG	7253-63685	1/2-14	1
G64099-0010	10MBSPP-PLUG	7253-63695	5/8-14	1
G64099-0012	12MBSPP-PLUG	7253-63705	3/4-14	1
G64099-0016	16MBSPP-PLUG	7253-63715	1-11	1
G64099-0020	20MBSPP-PLUG	7253-63725	1 1/4-11	1
G64099-0024	24MBSPP-PLUG	7253-63735	1 1/2-11	1
G64099-0032	32MBSPP-PLUG	7253-63745	2-11	1

Male British Standard Pipe Parallel to Female British Standard Pipe Parallel Swivel



Part No.	Descr.	Prod. No.			Std. Pack
			"	"	
G64350-0202	2MBSPP-2FBSPPX	7253-63775	1/8-28	1/8-28	1
G64350-0204	2MBSPP-4FBSPPX	7253-63785	1/8-28	1/4-19	1
G64350-0402	4MBSPP-2FBSPPX	7253-63795	1/4-19	1/8-28	1
G64350-0404	4MBSPP-4FBSPPX	7253-15185	1/4-19	1/4-19	1
G64350-0406	4MBSPP-6FBSPPX	7253-63805	1/4-19	3/8-19	1
G64350-0408	4MBSPP-8FBSPPX	7253-63815	1/4-19	1/2-14	1
G64350-0604	6MBSPP-4FBSPPX	7253-63825	3/8-19	1/4-19	1
G64350-0606	6MBSPP-6FBSPPX	7253-15195	3/8-19	3/8-19	1
G64350-0608	6MBSPP-8FBSPPX	7253-63835	3/8-19	1/2-14	1
G64350-0806	8MBSPP-6FBSPPX	7253-63845	1/2-14	3/8-19	1
G64350-0808	8MBSPP-8FBSPPX	7253-15205	1/2-14	1/2-14	1
G64350-0810	8MBSPP-10FBSPPX	7253-63855	1/2-14	5/8-14	1
G64350-0812	8MBSPP-12FBSPPX	7253-63865	1/2-14	3/4-14	1
G64350-1008	10MBSPP-8FBSPPX	7253-63875	5/8-14	1/2-14	1
G64350-1010	10MBSPP-10FBSPPX	7253-15215	5/8-14	7/8-14	1
G64350-1012	10MBSPP-12FBSPPX	7253-63885	5/8-14	3/4-14	1
G64350-1206	12MBSPP-6FBSPPX	7253-63895	3/4-14	3/8-19	1
G64350-1208	12MBSPP-8FBSPPX	7253-63905	3/4-14	1/2-14	1
G64350-1210	12MBSPP-10FBSPPX	7253-63915	3/4-14	5/8-14	1
G64350-1212	12MBSPP-12FBSPPX	7253-15225	3/4-14	3/4-14	1
G64350-1216	12MBSPP-16FBSPPX	7253-63925	3/4-14	1-11	1
G64350-1220	12MBSPP-20FBSPPX	7253-63935	3/4-14	1 1/4-11	1
G64350-1612	16MBSPP-12FBSPPX	7253-63945	1-11	3/4-14	1
G64350-1616	16MBSPP-16FBSPPX	7253-15235	1-11	1-11	1
G64350-1620	16MBSPP-20FBSPPX	7253-63955	1-11	1 1/4-11	1
G64350-2016	20MBSPP-16FBSPPX	7253-63965	1 1/4-11	1-11	1
G64350-2020	20MBSPP-20FBSPPX	7253-63975	1 1/4-11	1 1/4-11	1
G64350-2024	20MBSPP-24FBSPPX	7253-63985	1 1/4-11	1 1/2-11	1
G64350-2420	24MBSPP-20FBSPPX	7253-63995	1 1/2-11	1 1/4-11	1
G64350-2424	24MBSPP-24FBSPPX	7253-64005	1 1/2-11	1 1/2-11	1
G64350-3232	32MBSPP-32FBSPPX	7253-64015	2-11	2-11	1

EQUIPMENT

HOSE/CPLG. SELECTION

GLOBALSPIRAL COUPLINGS

PCM COUPLINGS

PCS COUPLINGS

PCM/PCS FERRULES

MEGACRIMP COUPLINGS

POWER CRIMP COUPLINGS

FIELD ATTACHABLE G1 & G2 COUPLINGS

LOW PRESSURE COUPLINGS

GLX COUPLINGS

POLARSEAL COUPLINGS

POWER STEERING

PCTS THERMO-PLASTIC COUPLINGS

ADAPTERS

ACCESSORIES

QUICK DISCONNECT COUPLERS

BALL VALVES

ASSEMBLY FABRICATION



EQUIPMENT
HOSE/CPLG. SELECTION
GLOBALSPIRAL COUPLINGS
PCM COUPLINGS
PCS COUPLINGS
PCM/PCS FERRULES
MEGACRIMP COUPLINGS
POWER CRIMP COUPLINGS
FIELD ATTACHABLE G1 & G2 COUPLINGS
LOW PRESSURE COUPLINGS
GLX COUPLINGS
POLARSEAL COUPLINGS
POWER STEERING
PCTS THERMO-PLASTIC COUPLINGS
ADAPTERS
ACCESSORIES
QUICK DISCONNECT COUPLERS
BALL VALVES
ASSEMBLY FABRICATION

Metric Bonded Seal



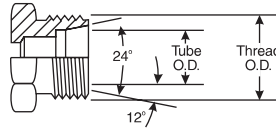
Part No.	Descr.	Prod. No.		Std. Pack
G64775-0006	6MBDS	7253-64025	6.0	1
G64775-0008	8MBDS	7253-64035	8.0	1
G64775-0010	10MBDS	7253-64045	10.0	1
G64775-0012	12MBDS	7253-64055	12.0	1
G64775-0014	14MBDS	7253-64065	14.0	1
G64775-0016	16MBDS	7253-64075	16.0	1
G64775-0018	18MBDS	7253-64085	18.0	1
G64775-0020	20MBDS	7253-64095	20.0	1
G64775-0022	22MBDS	7253-64105	22.0	1
G64775-0024	24MBDS	7253-64115	24.0	1
G64775-0026	26MBDS	7253-64125	26.0	1
G64775-0027	27MBDS	7253-64135	27.0	1
G64775-0030	30MBDS	7253-64145	30.0	1
G64775-0033	33MBDS	7253-64155	33.0	1
G64775-0036	36MBDS	7253-64165	36.0	1
G64775-0042	42MBDS	7253-64175	42.0	1
G64775-0045	45MBDS	7253-64185	45.0	1
G64775-0050	50MBDS	7253-64195	50.0	1
G64775-0052	52MBDS	7253-64205	52.0	1


Male Metric Plug



Part No.	Descr.	Prod. No.		Std. Pack
G64790-0008	8MM-PLUG	7253-64215	M08X1.0	1
G64790-0010	10MM-PLUG	7253-64225	M10X1.5	1
G64790-0012	12MM-PLUG	7253-64235	M12X1.5	1
G64790-0014	14MM-PLUG	7253-64245	M14X1.5	1
G64790-0016	16MM-PLUG	7253-64255	M16X1.5	1
G64790-0018	18MM-PLUG	7253-64265	M18X1.5	1
G64790-0020	20MM-PLUG	7253-64275	M20X1.5	1
G64790-0022	22MM-PLUG	7253-64285	M22X1.5	1
G64790-0024	24MM-PLUG	7253-64295	M24X1.5	1
G64790-0026	26MM-PLUG	7253-64305	M26X1.5	1
G64790-0030	30MM-PLUG	7253-64315	M30X1.5	1


Male DIN 24° Cone - Light Series Plug



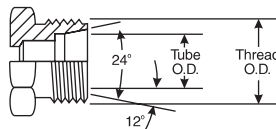
Part No.	Descr.	Prod. No.		Std. Pack
G64792-0006	6MDL-PLUG	7253-64325	M12X1.5	1
G64792-0008	8MDL-PLUG	7253-64335	M14X1.5	1
G64792-0010	10MDL-PLUG	7253-64345	M16X1.5	1
G64792-0012	12MDL-PLUG	7253-64355	M18X1.5	1
G64792-0015	15MDL-PLUG	7253-64365	M22X1.5	1
G64792-0018	18MDL-PLUG	7253-64375	M26X1.5	1
G64792-0022	22MDL-PLUG	7253-64385	M30X2.0	1
G64792-0028	28MDL-PLUG	7253-64395	M36X2.0	1
G64792-0035	35MDL-PLUG	7253-64405	M45X2.0	1
G64792-0042	42MDL-PLUG	7253-64415	M52X2.0	1


Female DIN 24° Cone - Light Series Cap



Part No.	Descr.	Prod. No.		Std. Pack
G64793-0006	6FDL-CAP	7253-64425	M12X1.5	1
G64793-0008	8FDL-CAP	7253-64435	M14X1.5	1
G64793-0010	10FDL-CAP	7253-64445	M16X1.5	1
G64793-0012	12FDL-CAP	7253-64455	M18X1.5	1
G64793-0015	15FDL-CAP	7253-64465	M22X1.5	1
G64793-0018	18FDL-CAP	7253-64475	M26X1.5	1
G64793-0022	22FDL-CAP	7253-64485	M30X2.0	1
G64793-0028	28FDL-CAP	7253-64495	M36X2.0	1
G64793-0035	35FDL-CAP	7253-64505	M45X2.0	1
G64793-0042	42FDL-CAP	7253-64515	M52X2.0	1

Male DIN 24° Cone - Heavy Series Plug



Part No.	Descr.	Prod. No.		Std. Pack
G64794-0008	8MDH-PLUG	7253-64535	M16X1.5	1
G64794-0010	10MDH-PLUG	7253-64545	M18X1.5	1
G64794-0012	12MDH-PLUG	7253-64555	M20X1.5	1

EQUIPMENT

HOSE/CPLG. SELECTION

GLOBALSPIRAL COUPLINGS

PCM COUPLINGS

PCS COUPLINGS

PCM/PCS FERRULES

MEGACRIMP COUPLINGS

POWER CRIMP COUPLINGS

FIELD ATTACHABLE G1 & G2 COUPLINGS

LOW PRESSURE COUPLINGS

GLX COUPLINGS

POLARSEAL COUPLINGS

POWER STEERING

PCTS THERMO-PLASTIC COUPLINGS

ADAPTERS

ACCESSORIES


QUICK DISCONNECT COUPLERS

BALL VALVES

ASSEMBLY FABRICATION




Male DIN 24° Cone - Heavy Series Plug - Cont'd

Part No.	Descr.	Prod. No.		Std. Pack
G64794-0014	14MDH-PLUG	7253-64565	M22X1.5	1
G64794-0016	16MDH-PLUG	7253-64575	M24X1.5	1
G64794-0020	20MDH-PLUG	7253-64585	M30X2.0	1
G64794-0025	25MDH-PLUG	7253-64595	M36X2.0	1
G64794-0030	30MDH-PLUG	7253-64605	M42X2.0	1
G64794-0038	38MDH-PLUG	7253-64615	M52X2.0	1

Female DIN 24° Cone - Heavy Series Cap



Part No.	Descr.	Prod. No.		Std. Pack
G64795-0008	8FDH-CAP	7253-64635	M16X1.5	1
G64795-0010	10FDH-CAP	7253-64645	M18X1.5	1
G64795-0012	12FDH-CAP	7253-64655	M20X1.5	1
G64795-0014	14FDH-CAP	7253-64665	M22X1.5	1
G64795-0016	16FDH-CAP	7253-64675	M24X1.5	1
G64795-0020	20FDH-CAP	7253-64685	M30X2.0	1
G64795-0025	25FDH-CAP	7253-64695	M36X2.0	1
G64795-0030	30FDH-CAP	7253-64705	M42X2.0	1
G64795-0038	38FDH-CAP	7253-64715	M52X2.0	1

EQUIPMENT

HOSE/CPLG.
SELECTIONGLOBALSPIRAL
COUPLINGSPCM
COUPLINGSPCS
COUPLINGSPCM/PCS
FERRULESMEGACRIMP
COUPLINGSPOWER
CRIMP
COUPLINGSFIELD
ATTACHABLE
G1 & G2
COUPLINGSLOW
PRESSURE
COUPLINGSGLX
COUPLINGSPOLARSEAL
COUPLINGSPOWER
STEERINGPCTS
THERMO-
PLASTIC
COUPLINGS

ADAPTERS

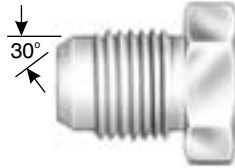
ACCESSORIES

QUICK
DISCONNECT
COUPLERS

BALL VALVES

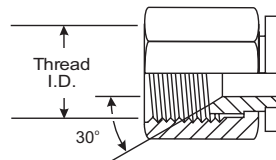
ASSEMBLY
FABRICATION

Male Japanese Industrial Standard Plug



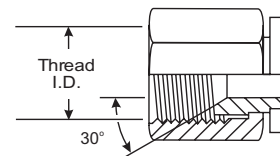
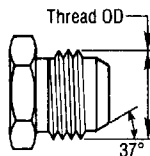
Part No.	Descr.	Prod. No.		Std. Pack
G65099-0004	4MJIS-PLUG	7253-64955	1/4-19	1
G65099-0006	6MJIS-PLUG	7253-64965	3/8-19	1
G65099-0008	8MJIS-PLUG	7253-64975	1/2-14	1
G65099-0012	12MJIS-PLUG	7253-64985	3/4-14	1
G65099-0016	16MJIS-PLUG	7253-64995	1-11	1
G65099-0020	20MJIS-PLUG	7253-65005	1 1/4-11	1
G65099-0024	24MJIS-PLUG	7253-65015	1 1/2-11	1
G65099-0032	32MJIS-PLUG	7253-65025	2-11	1

Female Japanese Industrial Standard Cap



Part No.	Descr.	Prod. No.		Std. Pack
G65097-0004	4FJIS-CAP	7253-64875	1/4-19	1
G65097-0006	6FJIS-CAP	7253-64885	3/8-19	1
G65097-0008	8FJIS-CAP	7253-64895	1/2-14	1
G65097-0012	12FJIS-CAP	7253-64905	3/4-14	1
G65097-0016	16FJIS-CAP	7253-64915	1-11	1
G65097-0020	20FJIS-CAP	7253-64925	1 1/4-11	1
G65097-0032	32FJIS-CAP	7253-64945	2-11	1

Female Japanese Industrial Standard to Male JIC 37° Flare



Part No.	Descr.	Prod. No.			Std. Pack
			"	"	
G65100-0404	4FJIS-4MJ	7253-65035	1/4-19	7/16-20	1
G65100-0604	6FJIS-4MJ	7253-65045	3/8-19	7/16-20	1
G65100-0606	6FJIS-6MJ	7253-65055	3/8-19	9/16-18	1
G65100-0608	6FJIS-8MJ	7253-65065	3/8-19	3/4-16	1
G65100-0808	8FJIS-8MJ	7253-65075	1/2-14	3/4-16	1

EQUIPMENT

HOSE/CPLG. SELECTION

GLOBALSPIRAL COUPLINGS

PCM COUPLINGS

PCS COUPLINGS

PCM/PCS FERRULES

MEGACRIMP COUPLINGS

POWER CRIMP COUPLINGS

FIELD ATTACHABLE G1 & G2 COUPLINGS

LOW PRESSURE COUPLINGS

GLX COUPLINGS

POLARSEAL COUPLINGS

POWER STEERING

PCTS THERMO-PLASTIC COUPLINGS

ADAPTERS

ACCESSORIES


QUICK DISCONNECT COUPLERS

BALL VALVES

ASSEMBLY FABRICATION




Female Japanese Industrial Standard to Male JIC 37° Flare - Cont'd

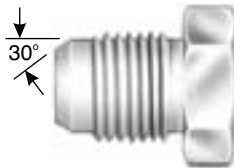
Part No.	Descr.	Prod. No.			Std. Pack
			"	"	
G65100-1212	12FJIS-12MJ	7253-65085	3/4-14	1 1/16-12	1
G65100-1616	16FJIS-16MJ	7253-65095	1-11	1 5/16-12	1
G65100-2020	20FJIS-20MJ	7253-65105	1 1/4-11	1 5/8-12	1


Female Komatsu Cap



Part No.	Descr.	Prod. No.		Std. Pack
G65597-0004	4FK-CAP	7253-65115	M14X1.5	1
G65597-0006	6FK-CAP	7253-65125	M18X1.5	1
G65597-0008	8FK-CAP	7253-65135	M22X1.5	1
G65597-0010	10FK-CAP	7253-65145	M24X1.5	1
G65597-0012	12FK-CAP	7253-65155	M30X1.5	1
G65597-0016	16FK-CAP	7253-65165	M33X1.5	1

Male Komatsu Plug



Part No.	Descr.	Prod. No.		Std. Pack
G65599-0004	4MK-PLUG	7253-65175	M14X1.5	1
G65599-0006	6MK-PLUG	7253-65185	M18X1.5	1
G65599-0008	8MK-PLUG	7253-65195	M22X1.5	1
G65599-0010	10MK-PLUG	7253-65205	M24X1.5	1
G65599-0012	12MK-PLUG	7253-65215	M30X1.5	1
G65599-0016	16MK-PLUG	7253-65225	M33X1.5	1

EQUIPMENT

HOSE/CPLG.
SELECTIONGLOBALSPIRAL
COUPLINGSPCM
COUPLINGSPCS
COUPLINGSPCM/PCS
FERRULESMEGACRIMP
COUPLINGSPOWER
CRIMP
COUPLINGSFIELD
ATTACHABLE
G1 & G2
COUPLINGSLOW
PRESSURE
COUPLINGSGLX
COUPLINGSPOLARSEAL
COUPLINGSPOWER
STEERINGPCTS
THERMO-
PLASTIC
COUPLINGS

ADAPTERS

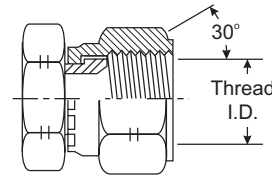
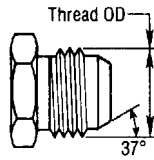
ACCESSORIES

QUICK
DISCONNECT
COUPLERS

BALL VALVES

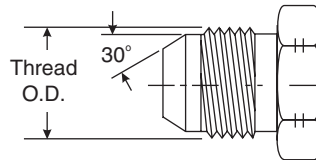
ASSEMBLY
FABRICATION

Female Komatsu to Male JIC 37° Flare



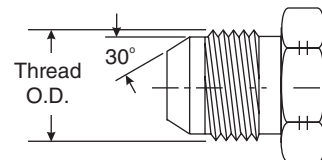
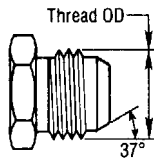
Part No.	Descr.	Prod. No.			Std. Pack
			"	"	
G65600-0404	4FK-4MJ	7253-65235	M14X1.5	7/16-20	1
G65600-0606	6FK-6MJ	7253-65245	M18X1.5	9/16-18	1
G65600-0808	8FK-8MJ	7253-65255	M22X1.5	3/4-16	1
G65600-1010	10FK-10MJ	7253-65265	M24X1.5	7/8-14	1
G65600-1212	12FK-12MJ	7253-65275	M30X1.5	1 1/16-12	1
G65600-1616	16FK-16MJ	7253-65285	M33X1.5	1 5/16-12	1

Male Komatsu to Male Komatsu



Part No.	Descr.	Prod. No.			Std. Pack
			"	"	
G65700-0404	4MK-4MK	7253-65765	M14X1.5		1
G65700-0606	6MK-6MK	7253-65775	M18X1.5		1
G65700-0808	8MK-8MK	7253-65785	M22X1.5		1
G65700-1010	10MK-10MK	7253-65795	M24X1.5		1
G65700-1212	12MK-12MK	7253-65805	M30X1.5		1
G65700-1616	16MK-16MK	7253-65815	M33X1.5		1

Male Komatsu to Male JIC 37° Flare



Part No.	Descr.	Prod. No.			Std. Pack
			"	"	
G65750-0404	4MK-4MJ	7253-65825	M14X1.5	1/2-20	1
G65750-0606	6MK-6MJ	7253-65835	M18X1.5	9/16-18	1
G65750-0808	8MK-8MJ	7253-65845	M22X1.5	3/4-16	1
G65750-1010	10MK-10MJ	7253-65855	M24X1.5	7/8-14	1
G65750-1212	12MK-12MJ	7253-65865	M30X1.5	1 1/16-12	1
G65750-1616	16MK-16MJ	7253-65875	M33X1.5	1 5/16-12	1

EQUIPMENT

HOSE/CPLG. SELECTION

GLOBALSPIRAL COUPLINGS

PCM COUPLINGS

PCS COUPLINGS

PCM/PCS FERRULES

MEGACRIMP COUPLINGS

POWER CRIMP COUPLINGS

FIELD ATTACHABLE G1 & G2 COUPLINGS

LOW PRESSURE COUPLINGS

GLX COUPLINGS

POLARSEAL COUPLINGS

POWER STEERING

PCTS THERMO-PLASTIC COUPLINGS

ADAPTERS

ACCESSORIES

QUICK DISCONNECT COUPLERS

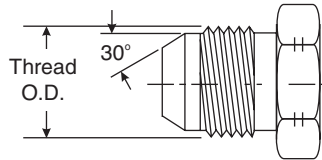
BALL VALVES


ASSEMBLY FABRICATION



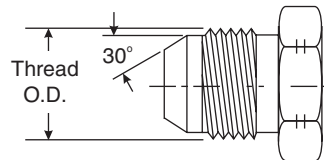
Japanese Conversion


Male Komatsu to Female Komatsu - 90°



Part No.	Descr.	Prod. No.			Std. Pack
			"	"	
G65800-0404	4MK-4FK90	7253-65945	M14X1.5	M14X1.5	1
G65800-0606	6MK-6FK90	7253-65965	M18X1.5	M18X1.5	1
G65800-0808	8MK-8FK90	7253-65975	M22X1.5	M22X1.5	1
G65800-1010	10MK-10FK90	7253-65985	M24X1.5	M24X1.5	1
G65800-1212	12MK-12FK90	7253-65995	M30X1.5	M30X1.5	1
G65800-1616	16MK-16FK90	7253-66005	M33X1.5	M33X1.5	1

Male Komatsu to Female Komatsu to Male Komatsu - Tee



Part No.	Descr.	Prod. No.			Std. Pack
			"	"	
G65950-0404	4MK-4FK-4MK	7253-65885	M14X1.5	M14X1.5	1
G65950-0606	6MK-6FK-6MK	7253-65905	M18X1.5	M18X1.5	1
G65950-0808	8MK-8FK-8MK	7253-65915	M22X1.5	M22X1.5	1
G65950-1010	10MK-10FK-10MK	7253-65925	M24X1.5	M24X1.5	1
G65950-1212	12MK-12FK-12MK	7253-65935	M30X1.5	M30X1.5	1

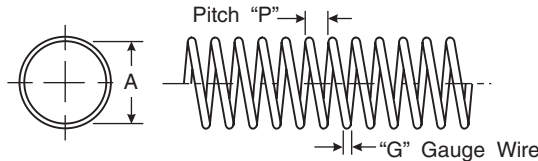
- EQUIPMENT
- HOSE/CPLG. SELECTION
- GLOBALSPIRAL COUPLINGS
- PCM COUPLINGS
- PCS COUPLINGS
- PCM/PCS FERRULES
- MEGACRIMP COUPLINGS
- POWER CRIMP COUPLINGS
- FIELD ATTACHABLE G1 & G2 COUPLINGS
- LOW PRESSURE COUPLINGS
- GLX COUPLINGS
- POLARSEAL COUPLINGS
- POWER STEERING
- PCTS THERMO-PLASTIC COUPLINGS
- ADAPTERS
- ACCESSORIES
- QUICK DISCONNECT COUPLERS
- BALL VALVES
- ASSEMBLY FABRICATION



Plated Wire Spring Guards

Description: How To Order Gates Spring Guards: In the selection charts on the following pages, find the proper Dash Number in far left-hand column, and move horizontally until you arrive in the vertical column headed by the appropriate hose description. At this point, you'll find the Part Number or Product Number for the recommended Spring Guard.

NOTE: For your convenience, both Selection Charts have been simplified. In some cases, it may be possible to use the next smaller spring guard. To check if this possible, compare O.D. of hose to I.D. of spring guard. Allow 1/32" for installation. To order - Specify the Part/Product Number and the spring guard length desired (in feet).

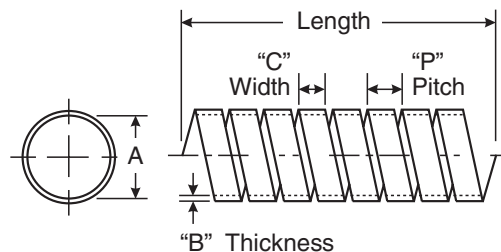


Part No.	Descr.	Prod. No.	A (In.) (+.015)	G (In.)	P (In.)	Std. Pack
G83801-0018	1 1/8" RSG-25FT	7277-0522	1.122	14 (.080)	7/32	25
G83801-0021	1 11/32" RSG-25FT	7277-0517	1.340	11 (.120)	11/32	25
G83801-0029	1 27/32" RSG-10FT	7277-0524	1.847	14 (.080)	13/32	10
G83801-0017	1 3/64" RSG-25FT	7277-0515	1.040	14 (.080)	7/32	25
G83801-0025	1 37/64" RSG-25FT	7277-0518	1.578	11 (.120)	11/32	25
G83801-0026	1 5/8" RSG-25FT	7277-0519	1.625	11 (.120)	11/32	25
G83801-0020	1 9/32" RSG-25FT	7277-0516	1.278	11 (.120)	11/32	25
G83801-0034	2 1/8" RSG-7FT	7277-0548	2.120	11 (.120)	11/32	7
G83801-0040	2 7/64" RSG-7FT	7277-0523	2.112	14 (.080)	13/32	7
G83801-0011	1 1/16" RSG-25FT	7277-0535	.682	16 (.065)	7/32	25
G83801-0009	35/64" RSG-25FT	7277-0521	.550	14 (.080)	7/32	25
G83801-0012	47/64" RSG-25FT	7277-0511	.738	14 (.080)	7/32	25
G83801-0010	49/64" RSG-25FT	7277-0510	.676	14 (.080)	7/32	25
G83801-0014	55/64" RSG-25FT	7277-0512	.852	14 (.080)	7/32	25
G83801-0015	59/64" RSG-25FT	7277-0513	.915	14 (.080)	7/32	25
G83801-0016	63/64" RSG-25FT	7277-0514	.977	14 (.080)	7/32	25

Plated Flat Armor Spring Guards

Description: How To Order Gates Spring Guards: In the selection charts on the following pages, find the proper Dash Number in far left-hand column, and move horizontally until you arrive in the vertical column headed by the appropriate hose description. At this point, you'll find the Part Number or Product Number for the recommended Spring Guard.

NOTE: For your convenience, both Selection Charts have been simplified. In some cases, it may be possible to use the next smaller spring guard. To check if this possible, compare O.D. of hose to I.D. of spring guard. Allow 1/32" for installation. To order - Specify the Part/Product Number and the spring guard length desired (in feet).



Part No.	Descr.	Prod. No.	A (In.) (+.015)	B (In.)	C (In.)	P (In.)	Std. Pack
G82801-0027	1 11/16" FSG-5FT	7277-0529	1.687	.028	1/2	5/8	25
G82801-0029	1 27/32" FSG-15FT	7277-0531	1.844	.028	1/2	5/8	15
G82801-0017	1 3/32" FSG-25FT	7277-0530	1.093	.028	1/2	5/8	25
G82801-0022	1 3/8" FSG-25FT	7277-0532	1.375	.028	1/2	5/8	25

EQUIPMENT

HOSE/CPLG. SELECTION

GLOBALSPIRAL COUPLINGS

PCM COUPLINGS

PCS COUPLINGS

PCM/PCS FERRULES

MEGACRIMP COUPLINGS

POWER CRIMP COUPLINGS

FIELD ATTACHABLE G1 & G2 COUPLINGS

LOW PRESSURE COUPLINGS

GLX COUPLINGS

POLARSEAL COUPLINGS

POWER STEERING

PCTS THERMO-PLASTIC COUPLINGS

ADAPTERS

ACCESSORIES

QUICK DISCONNECT COUPLERS

BALL VALVES

ASSEMBLY FABRICATION



Hose Guards

Plated Flat Armor Spring Guards - Cont'd

	Part No.	Descr.	Prod. No.	A (In.) (+.015)	B (In.)	C (In.)	P (In.)	Std. Pack
GLOBALSPIRAL COUPLINGS	G82801-0026	1 5/8" FSG-25FT	7277-0509	1.625	.028	1/2	5/8	25
	G82801-0028	1 51/64" FSG-15FT	7277-0525	1.797	.028	1/2	5/8	15
	G82801-0019	1 7/32" FSG-25FT	7277-0507	1.219	.028	1/2	5/8	25
PCM COUPLINGS	G82801-0025	1 9/16" FSG-25FT	7277-0520	1.562	.028	1/2	5/8	25
	G82801-0020	1 9/32" FSG-25FT	7277-0508	1.281	.028	1/2	5/8	25
PCS COUPLINGS	G82801-0016	1" FSG-25FT	7277-0506	1.000	.028	1/2	5/8	25
	G82801-0037	2 11/32" FSG-5FT	7277-0528	2.343	.028	1/2	5/8	5
PCM/PCS FERRULES	G82801-0033	2 3/32" FSG-10FT	7277-0527	2.093	.028	1/2	5/8	10
	G82801-0046	2 7/8" FSG-5FT	7277-0526	2.875	.028	1/2	5/8	5
MEGACRIMP COUPLINGS	G82801-0014	7/8" FSG-25FT	7277-0504	.875	.028	1/2	5/8	25
	G82801-0012	13/16" FSG-25FT	7277-0503	.812	.028	1/4	3/8	25
	G82801-0009	21/32" FSG-25FT	7277-0501	.656	.019	3/8	1/2	25
POWER CRIMP COUPLINGS	G82801-0011	22/32" FSG-25FT	7277-0502	.719	.019	3/8	1/2	25
	G82801-0008	35/64" FSG-25FT	7277-0500	.550	.019	3/8	1/2	25
	G82801-0010	39/64" FSG-25FT	7277-0533	.609	.032	1/4	3/8	25
FIELD ATTACHABLE G1 & G2 COUPLINGS	G82801-0013	51/64" FSG-25FT	7277-0534	.797	.032	3/8	1/2	25
	G82801-0015	61/64" FSG-25FT	7277-0505	.953	.028	1/2	5/8	25

Plastic Protective Coil Sleeves

Description: Economical, lightweight plastic sleeving protects hose from water, air, gasoline and hydraulic fluids. Effective temperature range from -40°F to +250°F (-40°C to +121°C).



	Part No.	Descr.	Prod. No.	"A" Coil I.D. (In.)	"B" Strip Width (In.)	Thickness (In.)	Std. Pack
LOW PRESSURE COUPLINGS	G81900-0022	1 3/8" CS1157-25FT	7277-1157	1 3/8	5/8	.115	25
	G81900-0030	1 7/8" CS1158-25FT	7277-1158	1 7/8	5/8	.115	25
GLX COUPLINGS	G81900-0016	1" CS1156-50FT	7277-1156	1	5/8	.115	50
	G81900-0008	1/2" CS1153-100FT	7277-1153	1/2	3/8	.070	100
POLARSEAL COUPLINGS	G81900-0004	1/4" CS1151-100FT	7277-1151	1/4	1/4	.040	100
	G81900-0012	3/4" CS1155-50FT	7277-1155	3/4	3/8	.070	50
POWER STEERING	G81900-0006	3/8" CS1152-100FT	7277-1152	3/8	1/4	.040	100
	G81900-0010	5/8" CS1154-50FT	7277-1154	5/8	3/8	.070	50
PCTS THERMO-PLASTIC COUPLINGS							

ADAPTERS

ACCESSORIES

QUICK DISCONNECT COUPLERS

BALL VALVES

ASSEMBLY FABRICATION



PolySleeve™ High Density Polyethylene Hose Wrap - Yellow

Description: Gates PolySleeve is a spiral wrap designed to protect or bundle hoses for appearance and safety. PolySleeve protects hoses from chaffing, rubbing, crushing, ultraviolet rays and other hazards that cause hose failures. It can be an easy and economical way to protect equipment, reduce downtime, improve sighting and improve overall appearance. PolySleeve can be installed easily - even after the hose assembly or assemblies are in place. The edges are rounded, so installers won't cut their hands. Just wrap a section of Gates PolySleeve in the abrasion area or wrap it around any number of hoses for better appearance or safety. It is offered in either black or yellow in a full range of sizes.

This product is made of heavy-wall, high-density polyethylene (HDPE) and has a wide temperature range. At -40°F it starts to become somewhat brittle, and at 280°F it starts to become soft. After temperature is normalized, PolySleeve returns to its original state quickly. PolySleeve is made with an anti-static material, so it won't build up a static charge.

Features Advantages: Available in two colors (black and yellow), multiple sizes for individual hoses or bundling.

Comes with rounded edges both inside and out for added safety.

Easy to install before or after assembly fabrication or installation.

Effective temperature range from -40°F to 280°F (-40°C to 130°C).

Guards against harsh environmental conditions for reduced downtime.

Safe, affordable protection for hydraulic and pneumatic lines.



Part No.	Descr.	Prod. No.	Coil I.D. (In.)	Fits Min. Hose O.D. (In.)	Fits Max. Hose O.D. (In.)	Wall Thickness (In.)	Width (In.)	Std. Pack
G80902-0006	6PSY POLY SLEEVE	7277-1185	.38	.38	.52	.060	3/8	165
G80902-0008	8PSY POLY SLEEVE	7277-1186	.50	.52	.64	.070	9/16	66
G80902-0012	12PSY POLY SLEEVE	7277-1187	.63	.63	.85	.080	5/8	66
G80902-0016	16PSY POLY SLEEVE	7277-1188	.84	.86	1.08	.080	7/8	66
G80902-0020	20PSY POLY SLEEVE	7277-1189	1.06	1.10	1.35	.100	15/16	66
G80902-0024	24PSY POLY SLEEVE	7277-1190	1.34	1.36	1.74	.120	1 3/16	66
G80902-0028	28PSY POLY SLEEVE	7277-1191	1.73	1.75	2.18	.120	1 7/16	66
G80902-0036	36PSY POLY SLEEVE	7277-1192	2.17	2.19	2.61	.160	1 1/2	66
G80902-0044	44PSY POLY SLEEVE	7277-1193	2.60	2.62	3.11	.180	1 11/16	66
G80902-0048	48PSY POLY SLEEVE	7277-1194	3.10	3.12	3.95	.220	1 7/8	66
G80902-0056	56PSY POLY SLEEVE	7277-1195	3.90	3.95	4.25	.220	2 1/4	40

EQUIPMENT

HOSE/CPLG. SELECTION

GLOBALSPIRAL COUPLINGS

PCM COUPLINGS

PCS COUPLINGS

PCM/PCS FERRULES

MEGACRIMP COUPLINGS

POWER CRIMP COUPLINGS

FIELD ATTACHABLE G1 & G2 COUPLINGS

LOW PRESSURE COUPLINGS

GLX COUPLINGS

POLARSEAL COUPLINGS

POWER STEERING

PCTS THERMO-PLASTIC COUPLINGS

ADAPTERS

ACCESSORIES

QUICK DISCONNECT COUPLERS

BALL VALVES

ASSEMBLY FABRICATION



Hose Guards

PolySleeve™ High Density Polyethylene Hose Wrap - Black

Description: Gates PolySleeve is a spiral wrap designed to protect or bundle hoses for appearance and safety. PolySleeve protects hoses from chaffing, rubbing, crushing, ultraviolet rays and other hazards that cause hose failures. It can be an easy and economical way to protect equipment, reduce downtime, improve sighting and improve overall appearance. PolySleeve can be installed easily - even after the hose assembly or assemblies are in place. The edges are rounded, so installers won't cut their hands. Just wrap a section of Gates PolySleeve in the abrasion area or wrap it around any number of hoses for better appearance or safety. It is offered in either black or yellow in a full range of sizes.

This product is made of heavy-wall, high-density polyethylene (HDPE) and has a wide temperature range. At -40°F it starts to become somewhat brittle, and at 280°F it starts to become soft. After temperature is normalized, PolySleeve returns to its original state quickly. PolySleeve is made with an anti-static material, so it won't build up a static charge.

Features Advantages: Available in two colors (black and yellow), multiple sizes for individual hoses or bundling.

Comes with rounded edges both inside and out for added safety.

Easy to install before or after assembly fabrication or installation.

Effective temperature range from -40°F to 280°F (-40°C to 130°C).

Guards against harsh environmental conditions for reduced downtime.

Safe, affordable protection for hydraulic and pneumatic lines.



Part No.	Descr.	Prod. No.	Coil I.D. (In.)	Fits Min. Hose O.D. (In.)	Fits Max. Hose O.D. (In.)	Wall Thickness (In.)	Width (In.)	Std. Pack
G80901-0006	6PSB POLY SLEEVE	7277-1174	.38	.38	.52	.060	3/8	165
G80901-0008	8PSB POLY SLEEVE	7277-1175	.50	.52	.64	.070	9/16	66
G80901-0012	12PSB POLY SLEEVE	7277-1176	.63	.63	.85	.080	5/8	66
G80901-0016	16PSB POLY SLEEVE	7277-1177	.84	.86	1.08	.080	7/8	66
G80901-0020	20PSB POLY SLEEVE	7277-1178	1.06	1.10	1.35	.100	15/16	66
G80901-0024	24PSB POLY SLEEVE	7277-1179	1.34	1.36	1.74	.120	1 3/16	66
G80901-0028	28PSB POLY SLEEVE	7277-1180	1.73	1.75	2.18	.120	1 7/16	66
G80901-0036	36PSB POLY SLEEVE	7277-1181	2.17	2.19	2.61	.160	1 1/2	66
G80901-0044	44PSB POLY SLEEVE	7277-1182	2.60	2.62	3.11	.180	1 11/16	66
G80901-0048	48PSB POLY SLEEVE	7277-1183	3.10	3.12	3.95	.220	1 7/8	66
G80901-0056	56PSB POLY SLEEVE	7277-1184	3.90	3.95	4.25	.220	2 1/4	40

EQUIPMENT

HOSE/CPLG. SELECTION

GLOBALSPIRAL COUPLINGS

PCM COUPLINGS

PCS COUPLINGS

PCM/PCS FERRULES

MEGACRIMP COUPLINGS

POWER CRIMP COUPLINGS

FIELD ATTACHABLE G1 & G2 COUPLINGS

LOW PRESSURE COUPLINGS

GLX COUPLINGS

POLARSEAL COUPLINGS

POWER STEERING

PCTS THERMO-PLASTIC COUPLINGS

ADAPTERS

ACCESSORIES

QUICK DISCONNECT COUPLERS

BALL VALVES

ASSEMBLY FABRICATION

LifeGuard™



Part No.	Descr.	Prod. No.	Std. Pack
G81102-0014	LG14	7277-1850	150
G81102-0016	LG16	7277-1851	150
G81102-0020	LG20	7277-1852	150

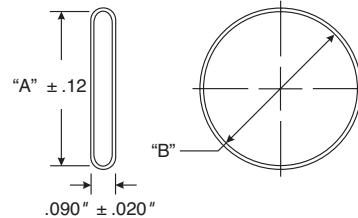
Nylon Protective Sleeve

Do not use the Nylon Sleeve where ambient temperatures exceed 250°F.

Description: Gates Nylon Sleeves perform a dual role: (1) they provide excellent abrasion resistance to protect individual hoses; and (2) they can be used to bundle several hose assemblies together for maximum protection. Downtime and maintenance costs are reduced. These Nylon Sleeves are unique because they form an extra protective layer against abrasive forces. Specifically, thousands of tiny Nylon filaments, woven into the texturized yarn, "friz" into a self-renewing shield that is extremely resistant to severe abrasion. This nylon sleeving has MSHA flame-resistance approval. Add 1/8" for installation.



Determining the Size of a Sleeve
 $B = \text{Nominal I.D.} = "A" \times 2 \div 3.14$



Part No.	Descr.	Prod. No.	"A" Inside Flat (In.)	"B" Sleeve I.D. (In.)	Std. Pack
G81801-0014	HG 14 X25FT	7277-1278	1.42	.90	25
G81801-0016	HG 16 X25FT	7277-1279	1.67	1.06	25
G81801-0020	HG 20 X25FT	7277-1280	1.92	1.22	25
G81801-0024	HG 24 X25FT	7277-1281	2.24	1.42	25
G81801-0026	HG 26X25FT	7277-1378	2.50	1.59	25
G81801-0028	HG 28 X25FT	7277-1282	2.85	1.81	25
G81801-0032	HG 32 X25FT	7277-1283	3.44	2.19	25
G81801-0038	HG 38 X25FT	7277-1284	3.74	2.38	25
G81800-0010	HG-10	7277-1067	1.07	.68	300
G81800-0014	HG-14	7277-1010	1.42	.90	300
G81800-0016	HG-16	7277-1011	1.67	1.06	300
G81800-0020	HG-20	7277-1012	1.92	1.22	300
G81800-0024	HG-24	7277-1013	2.24	1.42	300
G81800-0026	HG-26	7277-1377	2.50	1.59	300
G81800-0028	HG-28	7277-1014	2.85	1.81	300
G81800-0032	HG-32	7277-1015	3.44	2.19	300
G81800-0038	HG-38	7277-1016	3.74	2.38	300
G81800-0042	HG-42	7277-1018	4.12	2.62	300
G81800-0046	HG-46	7277-1024	4.53	2.88	300

EQUIPMENT

HOSE/CPLG. SELECTION

GLOBALSPIRAL COUPLINGS

PCM COUPLINGS

PCS COUPLINGS

PCM/PCS FERRULES

MEGACRIMP COUPLINGS

POWER CRIMP COUPLINGS

FIELD ATTACHABLE G1 & G2 COUPLINGS

LOW PRESSURE COUPLINGS

GLX COUPLINGS

POLARSEAL COUPLINGS

POWER STEERING

PCTS THERMO-PLASTIC COUPLINGS

ADAPTERS

ACCESSORIES

QUICK DISCONNECT COUPLERS

BALL VALVES

ASSEMBLY FABRICATION



Nylon Protective Sleeve

Nylon Protective Sleeve - Cont'd

Part No.	Descr.	Prod. No.	"A" Inside Flat (In.)	"B" Sleeve I.D. (In.)	Std. Pack
G81800-0064	HG-64	7277-1276	6.91	4.40	100


NOTE: Be sure to heat the cut edges of the Nylon Hose Sleeve. You may have to use a banded clamp or nylon tie to fasten the sleeve securely.

EQUIPMENT
HOSE/CPLG. SELECTION
GLOBALSPIRAL COUPLINGS
PCM COUPLINGS
PCS COUPLINGS
PCM/PCS FERRULES
MEGACRIMP COUPLINGS
POWER CRIMP COUPLINGS
FIELD ATTACHABLE G1 & G2 COUPLINGS
LOW PRESSURE COUPLINGS
GLX COUPLINGS
POLARSEAL COUPLINGS
POWER STEERING
PCTS THERMO-PLASTIC COUPLINGS
ADAPTERS
ACCESSORIES
QUICK DISCONNECT COUPLERS
BALL VALVES
ASSEMBLY FABRICATION

HeatGuard® Protective Sheathing

Description: Best of all, HeatGuard can pay for itself in reduced replacement and maintenance costs. It is available in two grades - HeatGuard and HeatGuard Hi-Temp. Contact Hose Product Application for details. HeatGuard is a completely not-asbestos, heat-resistant, protective sleeving. Its special silicone coating can also withstand a broad range of solvents and fuels. It goes on easily over most hoses and couplings, with only hose clamps or wire ties required for fastening.

Temperature Range: HeatGuard Hi-Temp is knitted, coated fiberglass; meets SAE AS1072A specification; temperature range: -65°F to +500°F (-54°C to +260°C) for continuous exposure.



Part No.	Descr.	Prod. No.	I.D. (In.)	Std. Pack
G81100-0004	HTG-4	7277-1571	.25	50
G81100-0005	HTG-5	7277-1572	.31	50
G81100-0006	HTG-6	7277-1573	.38	50
G81100-0007	HTG-7	7277-1574	.44	50
G81100-0008	HTG-8	7277-1575	.50	50
G81100-0009	HTG-9	7277-1576	.56	50
G81100-0010	HTG-10	7277-1577	.62	50
G81100-0011	HTG-11	7277-1578	.69	50
G81100-0012	HTG-12	7277-1579	.75	50
G81100-0013	HTG-13	7277-1580	.81	50
G81100-0014	HTG-14	7277-1581	.88	50
G81100-0015	HTG-15	7277-1582	.94	50
G81100-0016	HTG-16	7277-1196	1.00	50
G81100-0018	HTG-18	7277-1197	1.12	50
G81100-0020	HTG-20	7277-1583	1.25	50
G81100-0022	HTG-22	7277-1584	1.38	50
G81100-0024	HTG-24	7277-1585	1.50	50
G81100-0026	HTG-26	7277-1586	1.62	50
G81100-0028	HTG-28	7277-1587	1.75	50
G81100-0030	HTG-30	7277-1588	1.88	50
G81100-0032	HTG-32	7277-1589	2.00	50
G81100-0034	HTG-34	7277-1590	2.12	50
G81100-0036	HTG-36	7277-1591	2.25	50
G81100-0038	HTG-38	7277-1592	2.38	50
G81100-0040	HTG-40	7277-1593	2.50	50
G81100-0042	HTG-42	7277-1594	2.62	50
G81100-0044	HTG-44	7277-1595	2.88	50
G81100-0046	HTG-46	7277-1596	2.88	50
G81100-0048	HTG-48	7277-1597	3.00	50
G81100-0050	HTG-50	7277-1598	3.12	50
G81100-0052	HTG-52	7277-1599	3.25	50
G81100-0056	HTG-56	7277-1600	3.00	50
G81100-0060	HTG-60	7277-1601	3.75	50

EQUIPMENT

HOSE/CPLG.
SELECTIONGLOBALSPIRAL
COUPLINGSPCM
COUPLINGSPCS
COUPLINGSPCM/PCS
FERRULESMEGACRIMP
COUPLINGSPOWER
CRIMP
COUPLINGSFIELD
ATTACHABLE
G1 & G2
COUPLINGSLOW
PRESSURE
COUPLINGSGLX
COUPLINGSPOLARSEAL
COUPLINGSPOWER
STEERINGPCTS
THERMO-
PLASTIC
COUPLINGS

ADAPTERS

ACCESSORIES

QUICK
DISCONNECT
COUPLERS

BALL VALVES

ASSEMBLY
FABRICATION




HeatGuard® Protective Sheathing - Cont'd

Part No.	Descr.	Prod. No.	I.D. (In.)	Std. Pack
G81100-0064	HTG-64	7277-1602	4.00	50

HeatGuard® High-Temp Protective Sheathing

Description: Best of all, HeatGuard can pay for itself in reduced replacement and maintenance costs. It is available in two grades - HeatGuard and HeatGuard Hi-Temp. Contact Hose Product Application for details. HeatGuard is a completely not-asbestos, heat-resistant, protective sleeving. Its special silicone coating can also withstand a broad range of solvents and fuels. It goes on easily over most hoses and couplings, with only hose clamps or wire ties required for fastening.

Temperature Range: HeatGuard Hi-Temp is knitted, coated fiberglass; meets SAE AS1072A specification; temperature range: -65°F to +500°F (-54°C to +260°C) for continuous exposure.



Part No.	Descr.	Prod. No.	Std. Pack
G81101-0024	24-HTGH	7277-1611	50
G81101-0028	28-HTGH	7277-1612	50
G81101-0034	34-HTGH	7277-1613	50
G81101-0036	36-HTGH	7277-1614	50
G81101-0044	44-HTGH	7277-1615	50
G81101-0052	52-HTGH	7277-1616	50
G81101-0060	60-HTGH	7277-1617	50
G81101-0064	64-HTGH	7277-1618	50

EQUIPMENT

HOSE/CPLG. SELECTION

GLOBALSPIRAL COUPLINGS

PCM COUPLINGS

PCS COUPLINGS

PCM/PCS FERRULES

MEGACRIMP COUPLINGS

POWER CRIMP COUPLINGS

FIELD ATTACHABLE G1 & G2 COUPLINGS

LOW PRESSURE COUPLINGS

GLX COUPLINGS

POLARSEAL COUPLINGS

POWER STEERING

PCTS THERMO-PLASTIC COUPLINGS

ADAPTERS

ACCESSORIES

QUICK DISCONNECT COUPLERS

BALL VALVES

ASSEMBLY FABRICATION



Clamp Collars

Description: Crimping Instruction: Care must be taken when crimping clamp collars onto a hydraulic hose. If crimp is too tight, hose will be crushed, dramatically reducing its service life. If crimp is too loose, collar could slide along hose's length causing abrasion and eventual hose cover failure. Remember: Clamp collars must be crimped before the hose couplings.

To locate clamps and protect hose. Previously available only through equipment dealerships, clamp collars are common on many types of construction equipment. The collars are actually crimped onto a hydraulic hose, reducing hose movement and minimizing abrasion.

Use the following instruction to determine crimp diameter, which can then be used to find crimping setting in Gates' Crimp Data Manual (428-7365 Auto./35019 Ind.). The required clamp collar for a specific hydraulic hose is provided in Table 1. 1. Measure hose's outside diameter at the location where clamp collar will be crimped. This can be accomplished by using a pie tape or by using the average hose outside diameter measured with a dial caliper. 2. Measure wall thickness of clamp collar with a dial caliper. 3. Obtain crimp diameter by adding hose outside diameter to twice the clamp collar wall thickness; Crimp Diameter = (Hose O.D.) + (2 x .065).



Part No.	Descr.	Prod. No.	Hydraulic Hose Applications	Std. Pack
G52000-0210	CC1.12	7334-45805	10M2T, 10G2, 10M3K	1
G52000-0210S	CC1.20	7334-37015	12M2T, 12G2, 12M4K	1
G52000-0212	CC1.25	7334-45885	12M2T, 12G2, 12M4K	1
G52000-0412	CC1.37	7334-45895	12C12, 12G4K	1

Part No.	Descr.	Prod. No.	Hydraulic Hose Applications	Std. Pack
78297	DIE SET (OM331)	7482-0733	10M2T, 10G2, 12M2T, 12G2, 12C12M, 12G4K, 12M4K	1

Part No.	Descr.	Prod. No.	Hydraulic Hose Applications	Std. Pack
78941	CC-7C3 DIE SET	7482-1122	10M2T, 10G2	1
78942	CC-7C4 DIE SET	7482-1123	12M2T, 12G2, 12C12M, 12G4K, 12M4K	1

Part No.	Descr.	Prod. No.	Hydraulic Hose Applications	Std. Pack
78590	DIE SET (MCC3)	7482-0981	10M2T, 10G2	1
78591	DIE SET (MCC4)	7482-0982	12M2T, 12G2, 12C12	1

EQUIPMENT

HOSE/CPLG. SELECTION

GLOBALSPIRAL COUPLINGS

PCM COUPLINGS

PCS COUPLINGS

PCM/PCS FERRULES

MEGACRIMP COUPLINGS

POWER CRIMP COUPLINGS

FIELD ATTACHABLE G1 & G2 COUPLINGS

LOW PRESSURE COUPLINGS

GLX COUPLINGS

POLARSEAL COUPLINGS

POWER STEERING

PCTS THERMO-PLASTIC COUPLINGS

ADAPTERS

ACCESSORIES

QUICK DISCONNECT COUPLERS

BALL VALVES

ASSEMBLY FABRICATION



Vinyl Bend Restrictor

EQUIPMENT

HOSE/CPLG. SELECTION

GLOBALSPIRAL COUPLINGS

PCM COUPLINGS

PCS COUPLINGS

PCM/PCS FERRULES

MEGACRIMP COUPLINGS

POWER CRIMP COUPLINGS

FIELD ATTACHABLE G1 & G2 COUPLINGS

LOW PRESSURE COUPLINGS

GLX COUPLINGS

POLARSEAL COUPLINGS

POWER STEERING

PCTS THERMO-PLASTIC COUPLINGS

ADAPTERS

ACCESSORIES

QUICK DISCONNECT COUPLERS

BALL VALVES

ASSEMBLY FABRICATION

Vinyl Bend Restrictor - Red

Description: Gates tapered PVC sleeve reduces bending stress in the hose near the coupling to prevent damage, such as in power wash applications. Installed during hose assembly, this smoothly-finished product withstands temperatures from -40°F to +200°F (-40°C to +93°C).

Features Advantages: Friction Fit; no adhesives or clamps required to hold bend restrictor in place on hose assembly. Saves assembly cost.

Smooth finish will not scratch finish on equipment being washed. Attractive appearance enhances look of quality.

Tapered design reduces bending stress neat the hose-coupling junction so extra long, more trouble-free hose life can be expected. Wide temperature helps give extra long service life for both hot and cold power wash assemblies.



Part No.	Descr.	Prod. No.	I.D. (In.)	Length (In.)	Hose Size and Type	Std. Pack
G80705-0206	HBR1097	7277-10975	.76	7.00	6G2	45
G80705-0108	HBR1098	7277-10985	.91	7.00	8PC2500	34
G80705-0206X	HBR1097XBULK	7277-1097	.76	7.00	6G2	300
G80705-0108X	HBR1098XBULK	7277-1098	.91	7.00	8PC2500	190

Vinyl Bend Restrictor - Black

Description: Gates tapered PVC sleeve reduces bending stress in the hose near the coupling to prevent damage, such as in power wash applications. Installed during hose assembly, this smoothly-finished product withstands temperatures from -40°F to +200°F (-40°C to +93°C).

Features Advantages: Friction Fit; no adhesives or clamps required to hold bend restrictor in place on hose assembly. Saves assembly cost.

Smooth finish will not scratch finish on equipment being washed. Attractive appearance enhances look of quality.

Tapered design reduces bending stress neat the hose-coupling junction so extra long, more trouble-free hose life can be expected. Wide temperature helps give extra long service life for both hot and cold power wash assemblies.



Part No.	Descr.	Prod. No.	I.D. (In.)	Length (In.)	Hose Size and Type	Std. Pack
G80700-0204	HBR1050	7277-10505	.63	5.5	4G1, 4G1H, 4G2, 4M3K, 4M2T, 4PC3500	39
G80700-0106	HBR1051	7277-10515	.73	6.0	6G1, 6G1H, 6M3K, 6M2T, 6G17, 6PC3000, 6PC4000, 4PC6000	27
G80700-0108	HBR1052	7277-10525	.84	7.00	8G1, 8GIH, 6PC5000	38



Vinyl Bend Restrictor - Black - Cont'd

Part No.	Descr.	Prod. No.	I.D. (In.)	Length (In.)	Hose Size and Type	Std. Pack
G80700-0110	HBR1053	7277-10535	1.00	8.0	10G1, 10G1H, 10M2T	30
G80700-0206	HBR1054	7277-10545	.77	7.00	6G2	45
G80700-0404	HBR1055	7277-10555	.53	5.3	4GT7/4GT7NC	42
G80700-0208	HBR1056	7277-10905	.91	7.00	8PC2500	34
G80700-0204X	HBR1050XBULK	7277-1050	.63	5.5	4G1, 4G1H, 4G2, 4M3K, 4M2T, 4PC3500	410
G80700-0106X	HBR1051XBULK	7277-1051	.73	6.0	6G1, 6G1H, 6M3K, 6M2T, 6G17, 6PC3000, 6PC4000, 4PC6000	380
G80700-0108X	HBR1052XBULK	7277-1052	.84	7.00	8G1, 8GIH, 6PC5000	200
G80700-0110X	HBR1053XBULK	7277-1053	1.00	8.0	10G1, 10G1H, 10M2T	150
G80700-0206X	HBR1054XBULK	7277-1054	.77	7.00	6G2	300
G80700-0404X	HBR1055XBULK	7277-1055	.53	5.3	4GT7/4GT7NC	440

EQUIPMENT

HOSE/CPLG.
SELECTIONGLOBALSPIRAL
COUPLINGSPCM
COUPLINGSPCS
COUPLINGSPCM/PCS
FERRULESMEGACRIMP
COUPLINGSPOWER
CRIMP
COUPLINGSFIELD
ATTACHABLE
G1 & G2
COUPLINGSLOW
PRESSURE
COUPLINGSGLX
COUPLINGSPOLARSEAL
COUPLINGSPOWER
STEERINGPCTS
THERMO-
PLASTIC
COUPLINGS

ADAPTERS

ACCESSORIES

QUICK
DISCONNECT
COUPLERS

BALL VALVES

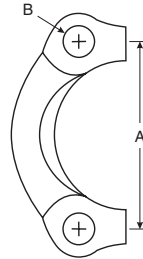
ASSEMBLY
FABRICATION



Flange Fittings

Flange Half Sets (Code 61 - SAE J518)

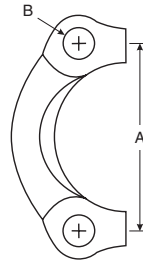
Each set contains 2 flange halves, 1 O-Ring and 4 bolts (Grade 8) with lock washers.



Part No.	Descr.	Prod. No.	Nom. Flg. Size	A (In.)	B (In.)	Std. Pack
G60899-0008	8CFHS	7253-07015	1/2	1.50	.34	1
G60899-0012	12CFHS	7253-07025	3/4	1.88	.41	1
G60899-0016	16CFHS	7253-07035	1	2.06	.41	1
G60899-0020	20CFHS	7253-07045	1 1/4	2.31	.47	1
G60899-0024	24CFHS	7253-07055	1 1/2	2.75	.53	1
G60899-0032	32CFHS	7253-07065	2	3.06	.53	1
G60899-0040	40CFHS	7253-01305	2 1/2	3.50	.54	1
G60899-0048	48CFHS	7253-01315	3	4.19	.66	1
G60899-0056	56CFHS	7253-01325	3 1/2	4.75	.66	1
G60899-0064	64CFHS	7253-01335	4	4.75	.66	1

Flange Half Sets (Code 62 - SAE J518)

Each set contains 2 flange halves, 1 O-Ring and 4 bolts (Grade 8) with lock washers.



Part No.	Descr.	Prod. No.	Nom. Flg. Size	A (In.)	B (In.)	Std. Pack
G60929-0008	8FHHS	7253-09775	1/2	1.55	.34	1
G60929-0012	12FHHS	7253-09785	3/4	2.00	.41	1
G60929-0016	16FHHS	7253-09795	1	2.25	.47	1
G60929-0020	20FHHS	7253-09805	1 1/4	2.63	.53	1
G60929-0024	24FHHS	7253-09815	1 1/2	3.13	.66	1
G60929-0032	32FHHS	7253-09825	2	3.81	.78	1

EQUIPMENT

HOSE/CPLG. SELECTION

GLOBALSPIRAL COUPLINGS

PCM COUPLINGS

PCS COUPLINGS

PCM/PCS FERRULES

MEGACRIMP COUPLINGS

POWER CRIMP COUPLINGS

FIELD ATTACHABLE G1 & G2 COUPLINGS

LOW PRESSURE COUPLINGS

GLX COUPLINGS

POLARSEAL COUPLINGS

POWER STEERING

PCTS THERMO-PLASTIC COUPLINGS

ADAPTERS

ACCESSORIES


QUICK DISCONNECT COUPLERS

BALL VALVES

ASSEMBLY FABRICATION

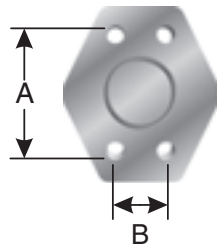
Caterpillar-Style Flange Half Sets

Each set contains 2 flange halves, 1 O-Ring and 4 bolts (Grade 8) with lock washers.



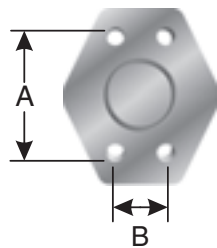
Part No.	Descr.	Prod. No.	Nom. Flg. Size	A (In.)	B (In.)	Std. Pack
G60959-0012	12CATFHS	7253-37025	3/4	2.00	.41	1
G60959-0016	16CATFHS	7253-37035	1	2.25	.47	1
G60959-0020	20CATFHS	7253-37045	1 1/4	2.63	.53	1
G60959-0024	24CATFHS	7253-37055	1 1/2	3.13	.66	1
G60959-0032	32CATFHS	7253-37065	2	3.81	.78	1

Code 61 Flange Cap



Part No.	Descr.	Prod. No.	Nom. Flg. Size	A (In.)	B (In.)	Std. Pack
G60897-0012	12FL-CAP	7253-66115	3/4	1.88	.41	1
G60897-0016	16FL-CAP	7253-66125	1	2.06	.41	1
G60897-0020	20FL-CAP	7253-66135	1 1/4	2.31	.47	1
G60897-0024	24FL-CAP	7253-66145	1 1/2	2.75	.53	1
G60897-0032	32FL-CAP	7253-66155	2	3.06	.53	1

Code 62 Flange Cap



Part No.	Descr.	Prod. No.	Nom. Flg. Size	A (In.)	B (In.)	Std. Pack
G60927-0012	12FLH-CAP	7253-66165	3/4	2.00	.41	1

EQUIPMENT

HOSE/CPLG. SELECTION

GLOBALSPIRAL COUPLINGS

PCM COUPLINGS

PCS COUPLINGS

PCM/PCS FERRULES

MEGACRIMP COUPLINGS

POWER CRIMP COUPLINGS

FIELD ATTACHABLE G1 & G2 COUPLINGS

LOW PRESSURE COUPLINGS

GLX COUPLINGS

POLARSEAL COUPLINGS

POWER STEERING

PCTS THERMO-PLASTIC COUPLINGS

ADAPTERS

ACCESSORIES

QUICK DISCONNECT COUPLERS

BALL VALVES

ASSEMBLY FABRICATION



Flange Fittings

Code 62 Flange Cap - Cont'd

Part No.	Descr.	Prod. No.	Nom. Flg. Size	A (In.)	B (In.)	Std. Pack
G60927-0016	16FLH-CAP	7253-66175	1	2.25	.47	1
G60927-0020	20FLH-CAP	7253-66185	1 1/4	2.63	.53	1
G60927-0024	24FLH-CAP	7253-66195	1 1/2	3.13	.66	1
G60927-0032	32FLH-CAP	7253-66205	2	3.81	.78	1

EQUIPMENT

HOSE/CPLG.
SELECTION

GLOBALSPIRAL
COUPLINGS

PCM
COUPLINGS

PCS
COUPLINGS

PCM/PCS
FERRULES

MEGACRIMP
COUPLINGS

POWER
CRIMP
COUPLINGS

FIELD
ATTACHABLE
G1 & G2
COUPLINGS

LOW
PRESSURE
COUPLINGS

GLX
COUPLINGS

POLARSEAL
COUPLINGS

POWER
STEERING

PCTS
THERMO-
PLASTIC
COUPLINGS

ADAPTERS

ACCESSORIES

QUICK
DISCONNECT
COUPLERS

BALL VALVES

ASSEMBLY
FABRICATION



O-Rings for Code 61, Code 62, and Caterpillar-Style Flange Fittings

90 Durometer Hardness.



Part No.	Descr.	Prod. No.	I.D. (In.)	Wall (In.)	Std. Pack
G60898-0008	8FLORXBULK	7254-0001	3/4	.139	10
G60898-0010	10FLORXBULK	7254-0142	55/64	.139	10
G60898-0012	12FLORXBULK	7254-0007	1	.139	10
G60898-0016	16FLORXBULK	7254-0009	1 5/16	.139	10
G60898-0020	20FLORXBULK	7254-0011	1 1/2	.139	10
G60898-0024	24FLORXBULK	7254-0013	1 7/8	.139	10
G60898-0032	32FLORXBULK	7254-0015	2 1/4	.139	10
G60898-0040X	40FLORXBULK	7254-0133	2 3/4	.139	10
G60898-0048	48FLORXBULK	7254-0134	3 3/8	.139	10
G60898-0056	56FLORXBULK	7254-0135	3 7/8	.139	10
G60898-0064	64FLORXBULK	7254-0136	4 3/8	.139	10

O-Rings for Straight Thread Boss Fittings

90 Durometer Hardness.



Part No.	Descr.	Prod. No.	I.D. (In.)	Wall (In.)	Std. Pack
G60248-0003	30RXBULK	7254-0003	19/64	1/16	10
G60248-0004	40RXBULK	7254-0004	11/32	5/64	10
G60248-0005	50RXBULK	7254-0005	13/32	5/64	10
G60248-0006	60RXBULK	7254-0006	15/32	5/64	10
G60248-0008	80RXBULK	7254-0008	41/64	3/32	10
G60248-0010	100RXBULK	7254-0010	3/4	3/32	10
G60248-0012	120RXBULK	7254-0012	59/64	7/64	10
G60248-0014	140RXBULK	7254-0014	1 3/64	7/64	10
G60248-0016	160RXBULK	7254-0016	1 11/64	7/64	10
G60248-0020	200RXBULK	7254-0020	1 15/32	7/64	10

EQUIPMENT

HOSE/CPLG. SELECTION

GLOBALSPIRAL COUPLINGS

PCM COUPLINGS

PCS COUPLINGS

PCM/PCS FERRULES

MEGACRIMP COUPLINGS

POWER CRIMP COUPLINGS

FIELD ATTACHABLE G1 & G2 COUPLINGS

LOW PRESSURE COUPLINGS

GLX COUPLINGS

POLARSEAL COUPLINGS

POWER STEERING

PCTS THERMO-PLASTIC COUPLINGS

ADAPTERS

ACCESSORIES

QUICK DISCONNECT COUPLERS

BALL VALVES

ASSEMBLY FABRICATION



O-Rings

EQUIPMENT
HOSE/CPLG. SELECTION
GLOBALSPIRAL COUPLINGS
PCM COUPLINGS
PCS COUPLINGS
PCM/PCS FERRULES
MEGACRIMP COUPLINGS
POWER CRIMP COUPLINGS
FIELD ATTACHABLE G1 & G2 COUPLINGS
LOW PRESSURE COUPLINGS
GLX COUPLINGS
POLARSEAL COUPLINGS
POWER STEERING
PCTS THERMO-PLASTIC COUPLINGS
ADAPTERS
ACCESSORIES
QUICK DISCONNECT COUPLERS
BALL VALVES
ASSEMBLY FABRICATION

O-Rings for Flat-Face Fittings

Caution: These O-Rings are compounded from a Nitrile polymer for use with petroleum-base hydraulic fluids, water and glycol and oil-water emulsions.

DO NOT USE these O-Rings with phosphate esters, diesters or phosphate ester emulsion hydraulic fluids. Instead, use O-Rings made of Viton, EPDM or CPE polymers or other materials compatible with the fluids. 90 Durometer Hardness.



Part No.	Descr.	Prod. No.	Ref. Coupling Size (In.)	Arp. No.	Std. Pack
G60698-0004	4-ORFFXBULK	7254-0125	1/4	011	10
G60698-0006	6-ORFFXBULK	7254-0126	3/8	012	10
G60698-0008	8-ORFFXBULK	7254-0127	1/2	014	10
G60698-0010	10-ORFFXBULK	7254-0128	5/8	016	10
G60698-0012	12-ORFFXBULK	7254-0129	3/4	018	10
G60698-0016	16-ORFFXBULK	7254-0130	1	021	10
G60698-0020	20-ORFFXBULK	7254-0131	1 1/4	025	10
G60698-0024	24-ORFFXBULK	7254-0132	1 1/2	029	10

NOTE: Standard O-Ring number.

O-Rings for British Standard Parallel Pipe (BSPP Couplings)

70 Durometer Hardness.



Part No.	Descr.	Prod. No.	I.D. (mm)	Wall (mm)	Std. Pack
G64095-0004	4ORFBSPXBULK	7254-1166	6.5	1.0	10
G64095-0006	6ORFBSPXBULK	7254-1154	7.1	1.6	10
G64095-0008	8ORFBSPXBULK	7254-1157	11.1	1.6	10
G64095-0010	10ORFBSPXBULK	7254-1159	12.1	1.6	10
G64095-0012	12ORFBSPXBULK	7254-1162	17.1	1.6	10
G64095-0016	16ORFBSPXBULK	7254-1164	22.1	1.6	10
G64095-0020	20ORFBSPXBULK	7254-1165	29.1	1.6	10



O-Rings for DIN Heavy Series (PC, PCM & PCS Couplings)

70 Durometer Hardness.



Part No.	Descr.	Prod. No.	I.D. (mm)	Wall (mm)	Std. Pack
G64782-0008	8ORDINXBULK	7254-0154	6.0	1.5	10
G64782-0010	10ORDINXBULK	7254-0151	7.1	1.6	10
G64782-0012	12ORDINXBULK	7254-0153	9.1	1.6	10
G64782-0014	14ORDINXBULK	7254-0150	10.5	1.8	10
G64782-0016	16ORDINXBULK	7254-0149	11.9	1.8	10
G64782-0020	20ORDINXBULK	7254-0152	16.6	2.4	10
G64782-0025	25ORDINXBULK	7254-0144	21.6	2.4	10
G64782-0030	30ORDINXBULK	7254-0146	27.6	2.4	10
G64782-0038	38ORDINXBULK	7254-0145	34.6	2.4	10

O-Rings for DIN Light & Heavy Series (MegaCrimp® and GlobalSpiral™ Couplings)

70 Durometer Hardness.



Part No.	Descr.	Prod. No.	I.D. (mm)	Wall (mm)	Std. Pack
G64781-0006	6ORDHXBULK	7254-0206	4.0	1.5	10
G64781-0008	8ORDHXBULK	7254-0207	6.0	1.5	10
G64781-0010	10ORDHXBULK	7254-0208	7.5	1.5	10
G64781-0012	12ORDHXBULK	7254-0209	9.0	1.5	10
G64781-0014	14ORDHXBULK	7254-1132	10.0	2.0	10
G64781-0016	15/16ORDL/HXBULK	7254-0200	12.0	2.0	10
G64780-0018	18ORDLXBULK	7254-0201	15.0	2.0	10
G64781-0020	20ORDHXBULK	7254-0210	16.3	2.4	10
G64780-0022	22ORDLXBULK	7254-0202	20.0	2.0	10
G64781-0025	25ORDHXBULK	7254-0211	20.3	2.4	10
G64780-0028	28ORDLXBULK	7254-0203	26.0	2.0	10
G64781-0030	30ORDHXBULK	7254-0212	25.3	2.4	10
G64780-0035	35ORDLXBULK	7254-0204	32.0	2.5	10
G64781-0038	38ORDHXBULK	7254-0213	33.3	2.4	10
G64780-0042	42ORDLXBULK	7254-0205	38.0	2.5	10

NOTE: ORDH works for both DIN light and DIN heavy, unless otherwise noted.

EQUIPMENT

HOSE/CPLG. SELECTION

GLOBALSPIRAL COUPLINGS

PCM COUPLINGS

PCS COUPLINGS

PCM/PCS FERRULES

MEGACRIMP COUPLINGS

POWER CRIMP COUPLINGS

FIELD ATTACHABLE G1 & G2 COUPLINGS

LOW PRESSURE COUPLINGS

GLX COUPLINGS

POLARSEAL COUPLINGS

POWER STEERING

PCTS THERMO-PLASTIC COUPLINGS

ADAPTERS

ACCESSORIES

QUICK DISCONNECT COUPLERS

BALL VALVES

ASSEMBLY FABRICATION



Tube Nuts and Sleeves

EQUIPMENT

HOSE/CPLG. SELECTION

GLOBALSPIRAL COUPLINGS

PCM COUPLINGS

PCS COUPLINGS

PCM/PCS FERRULES

MEGACRIMP COUPLINGS

POWER CRIMP COUPLINGS

FIELD ATTACHABLE G1 & G2 COUPLINGS

LOW PRESSURE COUPLINGS

GLX COUPLINGS

POLARSEAL COUPLINGS

POWER STEERING

PCTS THERMO-PLASTIC COUPLINGS

ADAPTERS

ACCESSORIES


QUICK DISCONNECT COUPLERS

BALL VALVES

ASSEMBLY FABRICATION

Tube Sleeve Nut



Part No.	Descr.	Prod. No.	A1		H1	Std. Pack
G60395-0002	2TSN	7259-06805	1/8	5/16-24	3/8	1
G60395-0003	3TSN	7259-78295	3/16	3/8-24	1/4	1
G60395-0004	4TSN	7259-01105	1/4	7/16-20	9/16	1
G60395-0005	5TSN	7259-01115	5/16	1/2-20	5/8	1
G60395-0006	6TSN	7259-01125	3/8	9/16-18	11/16	1
G60395-0008	8TSN	7259-01135	1/2	3/4-16	7/8	1
G60395-0010	10TSN	7259-01145	5/8	7/8-14	1	1
G60395-0012	12TSN	7259-01155	3/4	1 1/16-12	1 1/4	1
G60395-0014	14TSN	7259-01165	7/8	1 3/16-12	1 3/8	1
G60395-0016	16TSN	7259-01175	1	1 5/16-12	1 1/2	1
G60395-0020	20TSN	7259-01185	1 1/4	1 5/8-12	2	1
G60395-0024	24TSN	7259-01195	1 1/2	1 7/8-12	2 1/4	1
G60395-0032	32TSN	7259-09055	2	2 1/2-12	2 7/8	1


Tube Sleeve



Part No.	Descr.	Prod. No.	A1	Std. Pack
G60394-0003	3TS	7259-78275	3/16	5
G60394-0004	4TS	7259-23905	1/4	5
G60394-0005	5TS	7259-23915	5/16	5
G60394-0006	6TS	7259-23925	3/8	5
G60394-0008	8TS	7259-23935	1/2	5
G60394-0010	10TS	7259-23945	5/8	1
G60394-0012	12TS	7259-23955	3/4	1
G60394-0014	14TS	7259-23965	7/8	1
G60394-0016	16TS	7259-23975	1	1
G60394-0020	20TS	7259-23985	1 1/4	1
G60394-0024	24TS	7259-23995	1 1/2	1
G60394-0032	32TS	7259-24005	2	1

Female Flareless Nut



Part No.	Descr.	Prod. No.	A1		H1	Std. Pack
G60050-0004	4FFN	7334-40495	1/4	7/16-20	9/16	5
G60050-0005	5FFN	7334-40505	5/16	1/2-20	5/8	5
G60050-0006	6FFN	7334-40515	3/8	9/16-18	11/16	5
G60050-0008	8FFN	7334-40425	1/2	3/4-16	7/8	5
G60050-0010	10FFN	7334-40525	5/8	7/8-14	1	1
G60050-0012	12FFN	7334-40535	3/4	1 1/16-12	1 1/4	1
G60050-0016	16FFN	7334-40545	1	1 5/16-12	1 1/2	1


Female Flareless Sleeve



Part No.	Descr.	Prod. No.	A1	Std. Pack
G60051-0004	4FFS	7334-40555	1/4	5
G60051-0005	5FFS	7334-40565	5/16	5
G60051-0006	6FFS	7334-40575	3/8	5
G60051-0008	8FFS	7334-40435	1/2	5
G60051-0010	10FFS	7334-40585	5/8	1
G60051-0012	12FFS	7334-40595	3/4	1
G60051-0016	16FFS	7334-40605	1	1

Locknuts for Bulkhead Fittings



Part No.	Descr.	Prod. No.		H1	Std. Pack
G60399-0004	4LN-SH	7259-24605	7/16-20	11/16	5
G60399-0005	5LN	7253-24615	1/2-20	3/4	5
G60399-0012	12LN	7253-24655	1 1/16-12	1 3/8	1
G60399-0016	16LN	7253-24665	1 5/16-12	1 5/8	1

EQUIPMENT

HOSE/CPLG. SELECTION

GLOBALSPIRAL COUPLINGS

PCM COUPLINGS

PCS COUPLINGS

PCM/PCS FERRULES

MEGACRIMP COUPLINGS

POWER CRIMP COUPLINGS

FIELD ATTACHABLE G1 & G2 COUPLINGS

LOW PRESSURE COUPLINGS

GLX COUPLINGS

POLARSEAL COUPLINGS

POWER STEERING

PCTS THERMO-PLASTIC COUPLINGS

ADAPTERS

ACCESSORIES

QUICK DISCONNECT COUPLERS

BALL VALVES

ASSEMBLY FABRICATION



Tube Nuts and Sleeves

EQUIPMENT

HOSE/CPLG. SELECTION

GLOBALSPIRAL COUPLINGS

PCM COUPLINGS

PCS COUPLINGS

PCM/PCS FERRULES

MEGACRIMP COUPLINGS

POWER CRIMP COUPLINGS

FIELD ATTACHABLE G1 & G2 COUPLINGS

LOW PRESSURE COUPLINGS

GLX COUPLINGS

POLARSEAL COUPLINGS

POWER STEERING

PCTS THERMO-PLASTIC COUPLINGS

ADAPTERS

ACCESSORIES


QUICK DISCONNECT COUPLERS

BALL VALVES

ASSEMBLY FABRICATION

Metric Bite Nut



Part No.	Descr.	Prod. No.		A1	Std. Pack
G64789-0006	6MNH	7253-27115	M14X1.5	6.0	5
G64788-0006	6MNL	7253-27105	M12X1.5	6.0	5
G64789-0008	8MNH	7253-27135	M16X1.5	8.0	5
G64788-0008	8MNL	7253-27125	M14X1.5	8.0	5
G64789-0010	10MNH	7253-27155	M18X1.5	10.0	1
G64788-0010	10MNL	7253-27145	M16X1.5	10.0	1
G64789-0012	12MNH	7253-27175	M20X1.5	12.0	1
G64788-0012	12MNL	7253-27165	M18X1.5	12.0	1
G64789-0014	14MNH	7253-27195	M22X1.5	15.0	1
G64788-0015	15MNL	7253-27185	M22X1.5	14.0	1
G64789-0016	16MNH	7253-27205	M24X1.5	16.0	1
G64788-0018	18MNL	7253-27215	M26X1.5	18.0	1
G64789-0020	20MNH	7253-27225	M30X1.5	20.0	1
G64788-0022	22MNL	7253-27235	M30X1.5	22.0	1
G64789-0025	25MNH	7253-27245	M36X1.5	25.0	1
G64788-0028	28MNL	7253-27255	M36X1.5	28.0	1
G64789-0030	30MNH	7253-27265	M42X1.5	30.0	1
G64788-0035	35MNL	7253-27275	M45X1.5	35.0	1
G64789-0038	38MNH	7253-27285	M52X1.5	38.0	1
G64788-0042	42MNL	7253-27295	M52X1.5	42.0	1

Metric Bite Sleeve






Part No.	Descr.	Prod. No.	A1	Std. Pack
G64787-0006	6BS	7253-26815	6.0	5
G64787-0008	8BS	7253-26835	8.0	5
G64787-0010	10BS	7253-26855	10.0	1
G64787-0012	12BS	7253-26875	12.0	1
G64787-0014	14BS	7253-26895	14.0	1
G64787-0015	15BS	7253-26905	15.0	1
G64787-0016	16BS	7253-26915	16.0	1
G64787-0018	18BS	7253-26925	18.0	1
G64787-0020	20BS	7253-26935	20.0	1
G64787-0022	22BS	7253-26945	22.0	1
G64787-0025	25BS	7253-26955	25.0	1
G64787-0028	28BS	7253-26965	28.0	1
G64787-0030	30BS	7253-26975	30.0	1
G64787-0035	35BS	7253-26985	35.0	1
G64787-0038	38BS	7253-26995	38.0	1
G64787-0042	42BS	7253-27005	42.0	1



G940 Series (Agriculture Standard-Ball Valve)




Male Ball Valve to Female Pipe



Part No.	Descr.	Prod. No.				Std. Pack
G94011-0404	4MQBA-4FP	7252-89315	1/4-18	4000	12000	1
G94011-0606	6MQBA-6FP	7252-89345	3/8-18	3000	9000	1
G94011-0808	8MQBA-8FP	7252-89325	1/2-14	3000	10500	1
G94011-0812	8MQBA-12FP	7252-89305	1/2-14	3000	10500	1
G94011-1212	12MQBA-12FP	7252-89685	3/4-14	4000	11000	1




Male Ball Valve to Female O-Ring Boss



Part No.	Descr.	Prod. No.				Std. Pack
G94012-0808	8MQBA-8FB	7252-89335	3/4-16	3000	10500	1

Female Ball Valve To Female Pipe



Part No.	Descr.	Prod. No.				Std. Pack
G94021-0404	4FQBA-4FP	7252-89415	1/4-18	4000	12000	1
G94021-0606D	6FQBADA-6FP	7252-89695	3/8-18	3000	9000	1
G94021-0808	8FQBA-8FP	7252-89425	1/2-14	3000	10500	1
G94021-0808D	8FQBADA-8FP	7252-89445	1/2-14	3000	10500	1
G94021-0812D	8FQBADA-12FP	7252-89705	1/2-14	3000	10500	1
G94021-1212	12FQBA-12FP	7252-89715	3/4-14	4000	11000	1

EQUIPMENT

HOSE/CPLG. SELECTION

GLOBALSPIRAL COUPLINGS

PCM COUPLINGS

PCS COUPLINGS

PCM/PCS FERRULES

MEGACRIMP COUPLINGS

POWER CRIMP COUPLINGS

FIELD ATTACHABLE G1 & G2 COUPLINGS

LOW PRESSURE COUPLINGS

GLX COUPLINGS

POLARSEAL COUPLINGS

POWER STEERING

PCTS THERMO-PLASTIC COUPLINGS

ADAPTERS

ACCESSORIES

QUICK DISCONNECT COUPLERS

BALL VALVES




ASSEMBLY FABRICATION



Quick Disconnect Couplers

G940 Series (Agriculture Standard-Ball Valve) - Cont'd Female Ball Valve To Female O-Ring Boss



Part No.	Descr.	Prod. No.				Std. Pack
G94022-0808	8FQBA-8FB	7252-89435	3/4-16	3000	10500	1

O-Ring



Part No.	Descr.	Prod. No.	Std. Pack
G94025-0004	4QDAOR	7252-59415	5
G94025-0006	6QDAOR	7252-59695	5
G94025-0008	8QDAOR	7252-59425	5
G94025-0012	12QDAOR	7252-59715	5

G940 and G941 Series (Agricultural)

QD Plug/Cap Combination



Part No.	Descr.	Prod. No.	Std. Pack
G94081-0004	4QDADP/C	7252-87685	1
G94081-0006	6QDADP/C	7252-87695	1
G94081-0008	8QDADP/C	7252-87705	1

- EQUIPMENT
- HOSE/CPLG. SELECTION
- GLOBALSPIRAL COUPLINGS
- PCM COUPLINGS
- PCS COUPLINGS
- PCM/PCS FERRULES
- MEGACRIMP COUPLINGS
- POWER CRIMP COUPLINGS
- FIELD ATTACHABLE G1 & G2 COUPLINGS
- LOW PRESSURE COUPLINGS
- GLX COUPLINGS
- POLARSEAL COUPLINGS
- POWER STEERING
- PCTS THERMO-PLASTIC COUPLINGS
- ADAPTERS
- ACCESSORIES
- QUICK DISCONNECT COUPLERS
- BALL VALVES
- ASSEMBLY FABRICATION

G941 Series (Agriculture Standard-Poppet Valve)

Male Poppet Valve to Female Pipe



Part No.	Descr.	Prod. No.				Std. Pack
G94111-0404	4MQPA-4FP	7252-89725	1/4-18	3000	12000	1
G94111-0606	6MQPA-6FP	7252-89735	3/8-18	3000	12000	1
G94111-0808	8MQPA-8FP	7252-89365	1/2-14	4000	16000	1
G94111-1616	16MQPA-16FP	7252-89745	1-11 1/2	3000	12000	1

Female Poppet Valve to Female Pipe



Part No.	Descr.	Prod. No.				Std. Pack
G94121-0404	4FQPA-4FP	7252-89755	1/4-18	3000	12000	1
G94121-0606	6FQPA-6FP	7252-89765	3/8-18	3000	12000	1
G94121-0808	8FQPA-8FP	7252-89775	1/2-14	4000	16000	1
G94121-1616	16FQPA-16FP	7252-89785	1-11 1/2	3000	12000	1

G942 Series (John Deere Old Style)

Male Ball Valve to Female Pipe



Part No.	Descr.	Prod. No.			Std. Pack
G94211-0808	8MQBAJD-8FP	7252-89355	1/2-14	3000	1

EQUIPMENT

HOSE/CPLG. SELECTION

GLOBALSPIRAL COUPLINGS

PCM COUPLINGS

PCS COUPLINGS

PCM/PCS FERRULES

MEGACRIMP COUPLINGS

POWER CRIMP COUPLINGS

FIELD ATTACHABLE G1 & G2 COUPLINGS

LOW PRESSURE COUPLINGS

GLX COUPLINGS

POLARSEAL COUPLINGS

POWER STEERING

PCTS THERMO-PLASTIC COUPLINGS

ADAPTERS

ACCESSORIES

QUICK DISCONNECT COUPLERS

BALL VALVES

ASSEMBLY FABRICATION



Quick Disconnect Couplers

G942 Series (John Deere Old Style) - Cont'd


Male Ball Valve to Female O-Ring Boss



Part No.	Descr.	Prod. No.			Std. Pack
G94212-0808	8MQBAJD-8FB	7252-89375	3/4-16	3000	1

Female Ball Valve to Female Pipe



Part No.	Descr.	Prod. No.			Std. Pack
G94221-0808	8FQBAJD-8FP	7252-89455	1/2-14	3000	1

G943 Series (International Harvester Old Style)

Male Tip - Ball Valve to Female Pipe



Part No.	Descr.	Prod. No.			Std. Pack
G94311-0808	8MQBAIHC-8FP	7252-89385	1/2-14	2500	1

EQUIPMENT

HOSE/CPLG. SELECTION

GLOBALSPIRAL COUPLINGS

PCM COUPLINGS

PCS COUPLINGS

PCM/PCS FERRULES

MEGACRIMP COUPLINGS

POWER CRIMP COUPLINGS

FIELD ATTACHABLE G1 & G2 COUPLINGS

LOW PRESSURE COUPLINGS

GLX COUPLINGS

POLARSEAL COUPLINGS

POWER STEERING

PCTS THERMO-PLASTIC COUPLINGS

ADAPTERS

ACCESSORIES

QUICK DISCONNECT COUPLERS

BALL VALVES

ASSEMBLY FABRICATION

G944 Series (J.I. Case Old Style) Male Tip - Ball Valve to Female Pipe



Part No.	Descr.	Prod. No.			Std. Pack
G94411-0808	8MQBAJIC-8FP	7252-89395	1/2-14	3000	1

G945 Series (Industrial ISO 7241-1 - Series B) Male Poppet Valve to Female Pipe



Part No.	Descr.	Prod. No.				Std. Pack
G94511-0404	4MQPI-4FP	7252-89015	1/4-18	7500	30000	1
G94511-0606	6MQPI-6FP	7252-89025	3/8-18	5000	20000	1
G94511-0808	8MQPI-8FP	7252-89035	1/2-14	5000	20000	1
G94511-1212	12MQPI-12FP	7252-89045	3/4-14	4000	16000	1
G94511-1616	16MQPI-16FP	7252-89055	1-11 1/2	4000	16000	1

Female Poppet Valve to Female Pipe



Part No.	Descr.	Prod. No.				Std. Pack
G94521-0404	4FQPI-4FP	7252-89115	1/4-18	7500	30000	1
G94521-0606	6FQPI-6FP	7252-89125	3/8-18	5000	20000	1
G94521-0808	8FQPI-8FP	7252-89135	1/2-14	5000	20000	1
G94521-1212	12FQPI-12FP	7252-89145	3/4-14	4000	16000	1
G94521-1616	16FQPI-16FP	7252-89155	1-11 1/2	4000	16000	1

EQUIPMENT

HOSE/CPLG. SELECTION

GLOBALSPIRAL COUPLINGS

PCM COUPLINGS

PCS COUPLINGS

PCM/PCS FERRULES

MEGACRIMP COUPLINGS

POWER CRIMP COUPLINGS

FIELD ATTACHABLE G1 & G2 COUPLINGS

LOW PRESSURE COUPLINGS

GLX COUPLINGS

POLARSEAL COUPLINGS

POWER STEERING

PCTS THERMO-PLASTIC COUPLINGS

ADAPTERS

ACCESSORIES

QUICK DISCONNECT COUPLERS

BALL VALVES

ASSEMBLY FABRICATION



Quick Disconnect Couplers

G945 Series (Industrial ISO 7241-1 - Series B) - Cont'd

Backup Ring



Part No.	Descr.	Prod. No.	Std. Pack
G94526-0004	4QDIBR	7252-49115	5
G94526-0006	6QDIBR	7252-49125	5
G94526-0008	8QDIBR	7252-49135	5
G94526-0012	12QDIBR	7252-49145	5
G94526-0016	16QDIBR	7252-49155	5

O-Ring

Caution: These O-Rings are compounded from a Nitrile polymer for use with petroleum-base hydraulic fluids, water and glycol and oil-water emulsions.

DO NOT USE these O-Rings with phosphate esters, diesters or phosphate ester emulsion hydraulic fluids. Instead, use O-Rings made of Viton, EPDM or CPE polymers or other materials compatible with the fluids.
90 Durometer Hardness.



Part No.	Descr.	Prod. No.	Std. Pack
G94525-0004	4QDIOR	7252-59115	5
G94525-0006	6QDIOR	7252-59125	5
G94525-0008	8QDIOR	7252-59135	5
G94525-0012	12QDIOR	7252-59145	5
G94525-0016	16QDIOR	7252-59155	5

EQUIPMENT

HOSE/CPLG.
SELECTIONGLOBALSPIRAL
COUPLINGSPCM
COUPLINGSPCS
COUPLINGSPCM/PCS
FERRULESMEGACRIMP
COUPLINGSPOWER
CRIMP
COUPLINGSFIELD
ATTACHABLE
G1 & G2
COUPLINGSLOW
PRESSURE
COUPLINGSGLX
COUPLINGSPOLARSEAL
COUPLINGSPOWER
STEERINGPCTS
THERMO-
PLASTIC
COUPLINGS

ADAPTERS

ACCESSORIES

QUICK
DISCONNECT
COUPLERS

BALL VALVES

ASSEMBLY
FABRICATION

G945 Series (Industrial ISO 7241-1 - Series B) - Cont'd

QD Plug/Cap Combination






Part No.	Descr.	Prod. No.	Std. Pack
G94581-0004	4QDIDP/C	7252-87005	1
G94581-0006	6QDIDP/C	7252-87595	1
G94581-0008	8QDIDP/C	7252-87605	1
G94581-0012	12QDIDP/C	7252-87615	1
G94581-0016	16QDIDP/C	7252-87625	1

G949 Series (Flush Face - HTMA)

Male Flush Face Valve to Female O-Ring Boss



Part No.	Descr.	Prod. No.				Std. Pack
G94912-0404	4MQFF-4FB	7252-87055	7/16-20	3000	12000	1
G94912-0608	6MQFF-8FB	7252-88025	3/4-16	3000	12000	1
G94912-0808P	8CPMQFF-8FB*	7252-87445	3/4-16	3000	12000	1
G94912-0810P	8CPMQFF-10FB*	7252-87455	7/8-14	3000	12000	1
G94912-0812P	8CPMQFF-12FB*	7252-87465	7/8-14	3000	12000	1
G94912-0808	8MQFF-8FB	7252-87065	3/4-16	3000	12000	1
G94912-0812	8MQFF-12FB	7252-87075	1 1/16-12	3000	12000	1
G94912-1012	10MQFF-12FB	7252-87085	1 1/16-12	3000	12000	1
G94912-1212	12MQFF-12FB	7252-87095	1 1/16-12	3000	12000	1
G94912-1616	16MQFF-16FB	7252-87105	1 5/16-12	3000	12000	1

* Connect-under-pressure coupler.

EQUIPMENT
HOSE/CPLG. SELECTION
GLOBALSPIRAL COUPLINGS
PCM COUPLINGS
PCS COUPLINGS
PCM/PCS FERRULES
MEGACRIMP COUPLINGS
POWER CRIMP COUPLINGS
FIELD ATTACHABLE G1 & G2 COUPLINGS
LOW PRESSURE COUPLINGS
GLX COUPLINGS
POLARSEAL COUPLINGS
POWER STEERING
PCTS THERMO-PLASTIC COUPLINGS
ADAPTERS
ACCESSORIES
QUICK DISCONNECT COUPLERS
BALL VALVES
ASSEMBLY FABRICATION



Quick Disconnect Couplers

G949 Series (Flush Face - HTMA) - Cont'd

Male Flush Face Valve to Female Pipe



Part No.	Descr.	Prod. No.				Std. Pack
G94911-0404	4MQFF-4FP	7252-87015	1/4-18	3000	12000	1
G94911-0606	6MQFF-6FP	7252-88005	3/8-18	3000	12000	1
G94911-0608	6MQFF-8FP	7252-88015	3/8-14	3000	12000	1
G94911-0808P	8CPMQFF-8FP*	7252-87435	1/2-14	3000	12000	1
G94911-0808	8MQFF-8FP	7252-87025	1/2-14	3000	12000	1
G94911-1212	12MQFF-12FP	7252-87035	3/4-14	3000	12000	1
G94911-1616	16MQFF-16FP	7252-87045	1-11 1/2	3000	12000	1

* Connect-under-pressure coupler.

Female Flush Face Valve to Female O-Ring Boss



Part No.	Descr.	Prod. No.				Std. Pack
G94922-0404	4FQFF-4FB	7252-87195	7/16-20	3000	12000	1
G94922-0608	6FQFF-8FB	7252-88055	3/4-16	3000	12000	1
G94922-0808P	8CPFQFF-8FB*	7252-87485	3/4-16	3000	12000	1
G94922-0810P	8CPFQFF-10FB*	7252-87495	7/8-14	3000	12000	1
G94922-0812P	8CPFQFF-12FB*	7252-87505	1 1/6-12	3000	12000	1
G94922-0808	8FQFF-8FB	7252-87205	3/4-16	3000	12000	1
G94922-0812	8FQFF-12FB	7252-87215	1 1/6-12	3000	12000	1
G94922-1012	10FQFF-12FB	7252-87225	1 1/6-12	3000	12000	1
G94922-1212	12FQFF-12FB	7252-87235	1 1/6-12	3000	12000	1
G94922-1616	16FQFF-16FB	7252-87245	1 5/16-12	3000	12000	1

* Connect-under-pressure coupler.

Male Flush Face Valve to Female British Pipe Parallel



Part No.	Descr.	Prod. No.				Std. Pack
G94915-0404	4MQFF-4FBPP	7252-87115	1/4-19	4568	18270	1
G94915-0808	8MQFF-8FBPP	7252-87125	1/2-14	3625	14500	1

G949 Series (Flush Face - HTMA) - Cont'd

Male Flush Face Valve to Female British Pipe Parallel - Cont'd

Part No.	Descr.	Prod. No.				Std. Pack
G94915-1212	12MQFF-12FBPP	7252-87135	3/4-14	3625	14500	1
G94915-1616	16MQFF-16FBPP	7252-87145	1-11	2900	11600	1

Male Flush Face Valve to JIC 37° Flare Bulkhead



Part No.	Descr.	Prod. No.				Std. Pack
G94913-0810	8MQFF-10BKHD	7252-87395	7/8-14	3625	14500	1
G94913-1012	10MQFF-12BKHD	7252-87405	1 1/16-12	3625	14500	1

Female Flush Face Valve to Female Pipe



Part No.	Descr.	Prod. No.				Std. Pack
G94921-0404	4FQFF-4FP	7252-87155	1/4-18	3000	12000	1
G94921-0606	6FQFF-6FP	7252-88035	3/8-18	3000	12000	1
G94921-0608	6FQFF-8FP	7252-88045	1/2-14	3000	12000	1
G94921-0808P	8CPFQFF-8FP*	7252-87475	1/2-14	3000	12000	1
G94921-0808	8FQFF-8FP	7252-87165	1/2-14	3000	12000	1
G94921-1212	12FQFF-12FP	7252-87175	3/4-14	3000	12000	1
G94921-1616	16FQFF-16FP	7252-87185	1-11 1/2	3000	12000	1

* Connect-under-pressure coupler.

Female Flush Face to JIC 37° Flare Bulkhead



Part No.	Descr.	Prod. No.				Std. Pack
G94923-0810	8FQFF-10BKHD	7252-87415	7/8-14	3625	14500	1
G94923-1012	10FQFF-12BKHD	7252-87425	1 1/16-12	3625	14500	1

EQUIPMENT

HOSE/CPLG. SELECTION

GLOBALSPIRAL COUPLINGS

PCM COUPLINGS

PCS COUPLINGS

PCM/PCS FERRULES

MEGACRIMP COUPLINGS

POWER CRIMP COUPLINGS

FIELD ATTACHABLE G1 & G2 COUPLINGS

LOW PRESSURE COUPLINGS

GLX COUPLINGS

POLARSEAL COUPLINGS

POWER STEERING

PCTS THERMO-PLASTIC COUPLINGS

ADAPTERS

ACCESSORIES

QUICK DISCONNECT COUPLERS

BALL VALVES

ASSEMBLY FABRICATION






Quick Disconnect Couplers

G949 Series (Flush Face - HTMA) - Cont'd

Female Flush Face Valve to Female British Pipe Parallel



Part No.	Descr.	Prod. No.				Std. Pack
G94925-0808	8FQFF-8FBPP	7252-87265	1/2-14	3625	14500	1
G94925-1212	12FQFF-12FBPP	7252-87275	3/4-14	3625	14500	1
G94925-1616	16FQFF-16FBPP	7252-87285	1-11	2900	11600	1

Dust Plug/Cap






Part No.	Descr.	Prod. No.	Std. Pack
G94981-0004	4QDFFDP/C	7252-87535	1
G94981-0006	6QDFFDP/C	7252-87545	1
G94981-0008	8QDFFDP/C	7252-87555	1
G94981-0010	10QDFFDP/C	7252-87565	1
G94981-0012	12QDFFDP/C	7252-87575	1
G94981-0016	16QDFFDP/C	7252-87585	1

G950 Series (Flush Face - High Pressure)




Male Flush Face Valve



Part No.	Descr.	Prod. No.				Std. Pack
G95011-0604	6MQFFH-4FP	7252-88085	3/8-18	10000	20000	1
G95011-0606	6MQFFH-6FP	7252-88095	3/8-18	10000	20000	1
G95011-0808	8MQFFH-8FP	7252-88145	1/2-14	5000	10000	1
G95011-1212	12MQFFH-12FP	7252-88155	3/4-14	5000	10000	1

G950 Series (Flush Face - High Pressure) - Cont'd




Male Flush Face Valve - Cont'd

Part No.	Descr.	Prod. No.				Std. Pack
G95011-1616	16MQFFH-16FP	7252-88165	1-11 1/2	5000	10000	1
G95011-1616A	16MQFFH-16FPA*	7252-88325	1-11 1/2	5000	10000	1

* This coupling features a higher working pressure and flatter face for minimization of fluid loss.

Female Flush Face Valve



Part No.	Descr.	Prod. No.				Std. Pack
G95021-0604	6FQFFH-4FP	7252-88105	3/8-18	10000	20000	1
G95021-0606	6FQFFH-6FP	7252-88115	3/8-18	10000	20000	1
G95021-0808	8FQFFH-8FP	7252-88175	1/2-14	5000	10000	1
G95021-1212	12FQFFH-12FP	7252-88185	3/4-14	5000	10000	1
G95021-1616	16FQFFH-16FP	7252-88195	1-11 1/2	5000	10000	1
G95021-1616A	16FQFFH-16FPA*	7252-88335	1-11 1/2	5000	10000	1

* This coupling features a higher working pressure and flatter face for minimization of fluid loss.

QD Plug/Cap Combination



Part No.	Descr.	Prod. No.	Std. Pack
G95081-0006	6QDFFHDP/C	7252-87715	1
G95081-0008	8QDFFHDP/C	7252-87725	1
G95081-0012	12QDFFHDP/C	7252-87735	1
G95081-0016	16QDFFHDP/C	7252-87745	1

EQUIPMENT

HOSE/CPLG. SELECTION

GLOBALSPIRAL COUPLINGS

PCM COUPLINGS

PCS COUPLINGS

PCM/PCS FERRULES

MEGACRIMP COUPLINGS

POWER CRIMP COUPLINGS

FIELD ATTACHABLE G1 & G2 COUPLINGS

LOW PRESSURE COUPLINGS

GLX COUPLINGS

POLARSEAL COUPLINGS

POWER STEERING

PCTS THERMO-PLASTIC COUPLINGS

ADAPTERS

ACCESSORIES

QUICK DISCONNECT COUPLERS

BALL VALVES




ASSEMBLY FABRICATION




Quick Disconnect Couplers




G951 Series (Wing Nut) Female (Brass) - Wing Nut (Cast Iron)



Part No.	Descr.	Prod. No.				Std. Pack
G95121-1212	12FQW-12FP	7252-88585	3/4-14	3000	9000	1
G95121-1616	16FQW-16FP	7252-88595	1-11 1/2	3000	9000	1
G95121-2020	20FQW-20FP	7252-88605	1 5/8-12	2750	8250	1
G95121-2424	24FQW-24FP	7252-88615	1 7/8-12	2500	7500	1

Male (Brass) - Less Flange



Part No.	Descr.	Prod. No.				Std. Pack
G95111-1212	12MQW-12FP	7252-88525	3/4-14	3000	9000	1
G95111-1616	16MQW-16FP	7252-88535	1-11 1/2	3000	9000	1
G95111-2020	20MQW-20FP	7252-88545	1 5/8-12	2750	8250	1
G95111-2424	24MQW-24FP	7252-88555	1 7/8-12	2500	7500	1

Dust Cap



Part No.	Descr.	Prod. No.	Std. Pack
G95190-0012	12QWDC	7252-88705	1
G95190-0016	16QWDC	7252-88715	1
G95190-0020	20QWDC	7252-88725	1
G95190-0024	24QWDC	7252-88735	1

G951 Series (Wing Nut) - Cont'd

Dust Plug






Part No.	Descr.	Prod. No.	Std. Pack
G95180-0012	12QWDP	7252-88645	1
G95180-0016	16QWDP	7252-88655	1
G95180-0020	20QWDP	7252-88665	1
G95180-0024	24QWDP	7252-88675	1

G952 Series (High Pressure Wing Nut)

Male Acme Flat Threads to Female Pipe



Part No.	Descr.	Prod. No.				Std. Pack
G95211-1212	12MQWH-12FP	7252-88745	3/4-14	5000	20000	1
G95211-1616	16MQWH-16FP	7252-88755	1-11 1/2	5000	20000	1
G95211-2020	20MQWH-20FP	7252-88765	1 1/4-11 1/2	5000	15000	1
G95211-2424	24MQWH-24FP	7252-88775	1 1/2-11 1/2	5000	15000	1
G95211-3232	32MQWH-32FP	7252-88785	2-11 1/2	5000	15000	1

EQUIPMENT

HOSE/CPLG. SELECTION

GLOBALSPIRAL COUPLINGS

PCM COUPLINGS

PCS COUPLINGS

PCM/PCS FERRULES

MEGACRIMP COUPLINGS

POWER CRIMP COUPLINGS

FIELD ATTACHABLE G1 & G2 COUPLINGS

LOW PRESSURE COUPLINGS

GLX COUPLINGS

POLARSEAL COUPLINGS

POWER STEERING

PCTS THERMO-PLASTIC COUPLINGS

ADAPTERS

ACCESSORIES

QUICK DISCONNECT COUPLERS

BALL VALVES




ASSEMBLY FABRICATION



Quick Disconnect Couplers

G952 Series (High Pressure Wing Nut) - Cont'd Female Wing Nut to Female Pipe



Part No.	Descr.	Prod. No.				Std. Pack
G95221-1212	12FQWH-12FP*	7252-88795	3/4-14	5000	20000	1
G95221-1616	16FQWH-16FP	7252-88805	1-11 1/2	5000	20000	1
G95221-2020	20FQWH-20FP	7252-88815	1 1/4-11 1/2	5000	15000	1
G95221-2424	24FQWH-24FP	7252-88825	1 1/2-11 1/2	5000	15000	1
G95221-3232	32FQWH-32FP	7252-88835	2-11 1/2	5000	15000	1

* Features a hex nut on the coupler.

Dust Cap



Part No.	Descr.	Prod. No.	Std. Pack
G95290-0012	12QWHDC	7252-88895	1
G95290-0016	16QWHDC	7252-88905	1
G95290-0020	20QWHDC	7252-88915	1
G95290-0024	24QWHDC	7252-88925	1
G95290-0032	32QWHDC	7252-88935	1

EQUIPMENT

HOSE/CPLG. SELECTION

GLOBALSPIRAL COUPLINGS

PCM COUPLINGS

PCS COUPLINGS

PCM/PCS FERRULES

MEGACRIMP COUPLINGS

POWER CRIMP COUPLINGS

FIELD ATTACHABLE G1 & G2 COUPLINGS

LOW PRESSURE COUPLINGS

GLX COUPLINGS

POLARSEAL COUPLINGS

POWER STEERING

PCTS THERMO-PLASTIC COUPLINGS

ADAPTERS

ACCESSORIES

QUICK DISCONNECT COUPLERS

BALL VALVES

ASSEMBLY FABRICATION



G952 Series (High Pressure Wing Nut) - Cont'd

Dust Plug






Part No.	Descr.	Prod. No.	Std. Pack
G95280-0012	12QWHDP	7252-88845	1
G95280-0016	16QWHDP	7252-88855	1
G95280-0020	20QWHDP	7252-88865	1
G95280-0024	24QWHDP	7252-88875	1
G95280-0032	32QWHDP	7252-88885	1

G953 Series (Very High Pressure)

Male Poppet Valve to Female Pipe




Recommended for MobileCrimp® crimper-to-pump connection.



Part No.	Descr.	Prod. No.				Std. Pack
G95311-0606	6MQFFVH-6FP	7252-88315	3/8-18	14500	28000	1

Female Screw to Connect to Female Pipe



Part No.	Descr.	Prod. No.				Std. Pack
G95321-0606	6FQFFVH-6FP	7252-88305	3/8-18	14500	28000	1

EQUIPMENT

HOSE/CPLG. SELECTION

GLOBALSPIRAL COUPLINGS

PCM COUPLINGS

PCS COUPLINGS

PCM/PCS FERRULES

MEGACRIMP COUPLINGS

POWER CRIMP COUPLINGS

FIELD ATTACHABLE G1 & G2 COUPLINGS

LOW PRESSURE COUPLINGS

GLX COUPLINGS

POLARSEAL COUPLINGS

POWER STEERING

PCTS THERMO-PLASTIC COUPLINGS

ADAPTERS

ACCESSORIES

QUICK DISCONNECT COUPLERS

BALL VALVES

ASSEMBLY FABRICATION






Quick Disconnect Couplers

G956 Series (Industrial ISO 7241 - Series A)




Male Poppet Valve to Female Pipe



Part No.	Descr.	Prod. No.				Std. Pack
G95611-0404	4MQP-4FP	7252-89905	1/4-18	4600	18400	1
G95611-0606	6MQP-6FP	7252-89915	3/8-18	4600	18400	1
G95611-0808	8MQP-8FP	7252-89925	1/2-14	4000	16000	1
G95611-1212	12MQP-12FP	7252-89935	3/4-14	4000	16000	1
G95611-1616	16MQP-16FP	7252-89945	1-11 1/2	3000	12000	1

Female Poppet Valve to Female Pipe



Part No.	Descr.	Prod. No.				Std. Pack
G95621-0404	4FQP-4FP	7252-89955	1/4-18	4600	18400	1
G95621-0606	6FQP-6FP	7252-89965	3/8-18	4600	18400	1
G95621-0808	8FQP-8FP	7252-89975	1/2-14	4000	16000	1
G95621-1212	12FQP-12FP	7252-89985	3/4-14	4000	16000	1
G95621-1616	16FQP-16FP	7252-89995	1-11 1/2	3000	12000	1

QD Plug/Cap Combination



Part No.	Descr.	Prod. No.	Std. Pack
G95681-0004	4QDDP/C	7252-87635	1
G95681-0006	6QDDP/C	7252-87645	1
G95681-0008	8QDDP/C	7252-87655	1
G95681-0012	12QDDP/C	7252-87665	1
G95681-0016	16QDDP/C	7252-87675	1

- EQUIPMENT
- HOSE/CPLG. SELECTION
- GLOBALSPIRAL COUPLINGS
- PCM COUPLINGS
- PCS COUPLINGS
- PCM/PCS FERRULES
- MEGACRIMP COUPLINGS
- POWER CRIMP COUPLINGS
- FIELD ATTACHABLE G1 & G2 COUPLINGS
- LOW PRESSURE COUPLINGS
- GLX COUPLINGS
- POLARSEAL COUPLINGS
- POWER STEERING
- PCTS THERMO-PLASTIC COUPLINGS
- ADAPTERS
- ACCESSORIES
- QUICK DISCONNECT COUPLERS
- BALL VALVES
- ASSEMBLY FABRICATION



G956 Series (Industrial ISO 7241 - Series A) - Cont'd

O-Ring



Part No.	Descr.	Prod. No.	Std. Pack
G95625-0004	4QDOR	7252-59955	5
G95625-0006	6QDOR	7252-59965	5
G95625-0008	8QDOR	7252-59975	5
G95625-0012	12QDOR	7252-59985	5
G95625-0016	16QDOR	7252-59995	5

Backup Ring



Part No.	Descr.	Prod. No.	Std. Pack
G95626-0004	4QDBR	7252-49955	5
G95626-0006	6QDBR	7252-49965	5
G95626-0008	8QDBR	7252-49975	5
G95626-0012	12QDBR	7252-49985	5
G95626-0016	16QDBR	7252-49995	5

G959 Series (Agriculture QD Adapters)

John Deere Old Style to ISO Style



Part No.	Descr.	Prod. No.		Std. Pack
G95961-0808	8MJD-8FISO	7252-89615	3000	1

EQUIPMENT

HOSE/CPLG. SELECTION

GLOBALSPIRAL COUPLINGS

PCM COUPLINGS

PCS COUPLINGS

PCM/PCS FERRULES

MEGACRIMP COUPLINGS

POWER CRIMP COUPLINGS

FIELD ATTACHABLE G1 & G2 COUPLINGS

LOW PRESSURE COUPLINGS

GLX COUPLINGS

POLARSEAL COUPLINGS

POWER STEERING

PCTS THERMO-PLASTIC COUPLINGS

ADAPTERS

ACCESSORIES

QUICK DISCONNECT COUPLERS

BALL VALVES

ASSEMBLY FABRICATION



Quick Disconnect Couplers

G959 Series (Agriculture QD Adapters) - Cont'd ISO Style to John Deere Old Style



Part No.	Descr.	Prod. No.		Std. Pack
G95962-0808	8MISO-8FJD	7252-89625	3000	1

Int'l Harvester to John Deere Old Style



Part No.	Descr.	Prod. No.		Std. Pack
G95963-0808	8MIHC-8FJD	7252-89635	3000	1

Int'l Harvester Old Style to ISO Style



Part No.	Descr.	Prod. No.		Std. Pack
G95964-0808	8MIHC-8FISO	7252-89645	3000	1

ISO Style to Int'l Harvester Old Style



Part No.	Descr.	Prod. No.		Std. Pack
G95965-0808	8MISO-8FIHC	7252-89655	3000	1

EQUIPMENT

HOSE/CPLG. SELECTION

GLOBALSPIRAL COUPLINGS

PCM COUPLINGS

PCS COUPLINGS

PCM/PCS FERRULES

MEGACRIMP COUPLINGS

POWER CRIMP COUPLINGS

FIELD ATTACHABLE G1 & G2 COUPLINGS

LOW PRESSURE COUPLINGS

GLX COUPLINGS

POLARSEAL COUPLINGS

POWER STEERING

PCTS THERMO-PLASTIC COUPLINGS

ADAPTERS

ACCESSORIES

QUICK DISCONNECT COUPLERS

BALL VALVES

ASSEMBLY FABRICATION



G959 Series (Agriculture QD Adapters) - Cont'd ISO Style to John Deere Old Style - (Double Shutoff)



Part No.	Descr.	Prod. No.		Std. Pack
G95966-0808	8MISO-8FJDDSO	7252-89665	3000	1

ISO Style to Int'l Harvester Old Style - (Double Shutoff)



Part No.	Descr.	Prod. No.		Std. Pack
G95967-0808	8MISO-8FIHCDSO	7252-89675	3000	1

EQUIPMENT

HOSE/CPLG. SELECTION

GLOBALSPIRAL COUPLINGS

PCM COUPLINGS

PCS COUPLINGS

PCM/PCS FERRULES

MEGACRIMP COUPLINGS

POWER CRIMP COUPLINGS

FIELD ATTACHABLE G1 & G2 COUPLINGS

LOW PRESSURE COUPLINGS

GLX COUPLINGS

POLARSEAL COUPLINGS

POWER STEERING

PCTS THERMO-PLASTIC COUPLINGS

ADAPTERS

ACCESSORIES

QUICK DISCONNECT COUPLERS

BALL VALVES

ASSEMBLY FABRICATION





Two Way Block Style Code 61 O-Ring Flange 3000 PSI



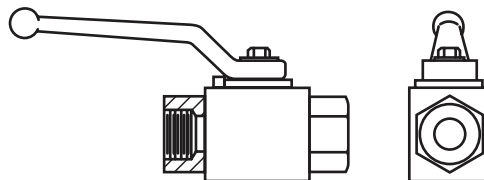
Part No.	Descr.	Prod. No.	⊖	Nom. Fig. Size	Std. Pack
			"		
G96300-0808	8FL-8FLBV	7317-00215	1/2	1/2	1
G96300-1212	12FL-12FLBV	7317-00225	3/4	3/4	1
G96300-1616	16FL-16FLBV	7317-00235	1	1	1
G96310-2020	20FL-20FLBV	7317-00245	1 1/4	1 1/4	1
G96310-2424	24FL-24FLBV	7317-00255	1 1/2	1 1/2	1
G96310-3232	32FL-32FLBV	7317-00265	2	2	1


Code 62 O-Ring Flange 6000 PSI



Part No.	Descr.	Prod. No.	⊖	Nom. Fig. Size	Std. Pack
			"		
G96350-0808	8FLH-8FLHBV	7317-00275	1/2	1/2	1
G96350-1212	12FLH-12FLHBV	7317-00285	3/4	3/4	1
G96350-1616	16FLH-16FLHBV	7317-00295	1	1	1
G96355-2020	20FLH-20FLHBV	7317-00305	1 1/4	1 1/4	1
G96355-2424	24FLH-24FLHBV	7317-00315	1 1/2	1 1/2	1
G96355-3232	32FLH-32FLHBV	7317-00325	2	2	1

Female O-Ring Boss



Part No.	Descr.	Prod. No.	⊖		Std. Pack
			"		
G96115-0404	4FB-4FBBV	7317-00075	1/4	1/4	1
G96115-0606	6FB-6FBBV	7317-00085	3/8	3/8	1

EQUIPMENT

HOSE/CPLG. SELECTION

GLOBALSPIRAL COUPLINGS

PCM COUPLINGS

PCS COUPLINGS

PCM/PCS FERRULES

MEGACRIMP COUPLINGS

POWER CRIMP COUPLINGS

FIELD ATTACHABLE G1 & G2 COUPLINGS

LOW PRESSURE COUPLINGS

GLX COUPLINGS

POLARSEAL COUPLINGS

POWER STEERING

PCTS THERMO-PLASTIC COUPLINGS

ADAPTERS

ACCESSORIES

QUICK DISCONNECT COUPLERS

BALL VALVES

ASSEMBLY FABRICATION



EQUIPMENT

HOSE/CPLG. SELECTION

GLOBALSPIRAL COUPLINGS

PCM COUPLINGS

PCS COUPLINGS

PCM/PCS FERRULES

MEGACRIMP COUPLINGS

POWER CRIMP COUPLINGS

FIELD ATTACHABLE G1 & G2 COUPLINGS

LOW PRESSURE COUPLINGS

GLX COUPLINGS

POLARSEAL COUPLINGS

POWER STEERING

PCTS THERMO-PLASTIC COUPLINGS

ADAPTERS

ACCESSORIES


QUICK DISCONNECT COUPLERS

BALL VALVES

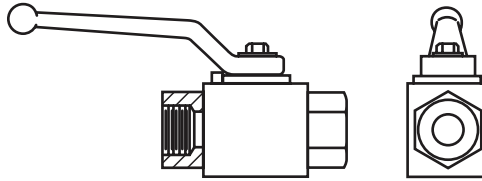
ASSEMBLY FABRICATION


Two Way Block Style - Cont'd

Female O-Ring Boss - Cont'd

Part No.	Descr.	Prod. No.	⊖		Std. Pack
			"		
G96115-0808	8FB-8FBBV	7317-00095	1/2	1/2	1
G96115-1212	12FB-12FBBV	7317-00105	3/4	3/4	1
G96115-1616	16FB-16FBBV	7317-00115	1	1	1

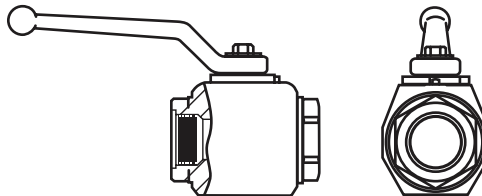
Female Pipe NPTF




Part No.	Descr.	Prod. No.	⊖		Std. Pack
			"		
G96110-0404	4FP-4FPBV	7317-00015	1/4	1/4	1
G96110-0606	6FP-6FPBV	7317-00025	3/8	3/8	1
G96110-0808	8FP-8FPBV	7317-00035	1/2	1/2	1
G96110-1212	12FP-12FPBV	7317-00045	3/4	3/4	1
G96110-1616	16FP-16FPBV	7317-00055	1	1	1
G96110-2016	20FP-16FPBV	7317-00065	1 1/4	1	1

Two Way Round Style Large ID

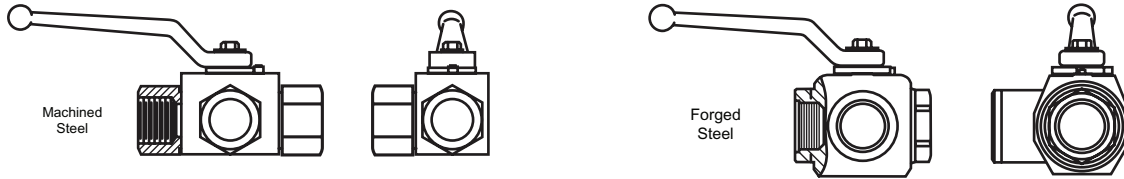
Female Pipe NPTF




Part No.	Descr.	Prod. No.	⊖		Std. Pack
			"		
G96120-2020	20FP-20FPBV	7317-00125	1 1/2	1 1/4	1
G96120-2424	24FP-24FPBV	7317-00135	1 1/2	1 1/2	1
G96120-3232	32FP-32FPBV	7317-00145	2	2	1



Three Way Block Style Female Pipe NPTF



Part No.	Descr.	Prod. No.	⊖		Std. Pack
			"		
G96210-0404	4FP-4FP-4FPBV	7317-00155	1/4	1/4	1
G96210-0606	6FP-6FP-6FPBV	7317-00165	3/8	3/8	1
G96210-0808	8FP-8FP-8FPBV	7317-00175	1/2	1/2	1
G96210-1212	12FP-12FP-12FPBV	7317-00185	3/4	3/4	1
G96210-1616	16FP-16FP-16FPBV	7317-00195	1	1	1
G96211-2020	20FP-20FP-20FPBV	7317-00205	1 1/4	1 1/4	1

EQUIPMENT

HOSE/CPLG. SELECTION

GLOBALSPIRAL COUPLINGS

PCM COUPLINGS

PCS COUPLINGS

PCM/PCS FERRULES

MEGACRIMP COUPLINGS

POWER CRIMP COUPLINGS

FIELD ATTACHABLE G1 & G2 COUPLINGS

LOW PRESSURE COUPLINGS

GLX COUPLINGS

POLARSEAL COUPLINGS

POWER STEERING

PCTS THERMO-PLASTIC COUPLINGS

ADAPTERS

ACCESSORIES

QUICK DISCONNECT COUPLERS

BALL VALVES

ASSEMBLY FABRICATION



Tube Assembly Equipment



Part No.	Prod. No.	Descr.	Std. Pack
91026	7468-1041	17 Piece Flaring Tool	1
91025	7468-1040	Bend-N-Fit Tube Bender	1

Fuel Line Repair Kits



Part No.	Prod. No.	Descr.	Std. Pack
A35000-1805	7821-1001	18" - 5/16 Fuel Line Repair Kit	1
A35000-1806	7821-1003	18" - 3/8 Fuel Line Repair Kit	1
A35000-3005	7821-1002	30" - 5/16 Fuel Line Repair Kit	1
A35000-3006	7821-1004	30" - 5/16 Fuel Line Repair Kit	1

Steel Power Steering & Transmission Oil Cooler Tubing



Part No.	Prod. No.	Descr.	Std. Pack
A35001-2405	7821-0113	24" - 5/16" Male O-Ring	2
A35001-2406	7821-0118	24" - 3/8" Male O-Ring	2
A35001-2407	7821-0126	24" - 7/16" Male O-Ring	2

EQUIPMENT

HOSE/CPLG. SELECTION

GLOBALSPIRAL COUPLINGS

PCM COUPLINGS

PCS COUPLINGS

PCM/PCS FERRULES

MEGACRIMP COUPLINGS

POWER CRIMP COUPLINGS

FIELD ATTACHABLE G1 & G2 COUPLINGS

LOW PRESSURE COUPLINGS

GLX COUPLINGS

POLARSEAL COUPLINGS

POWER STEERING

PCTS THERMO-PLASTIC COUPLINGS

ADAPTERS

ACCESSORIES

QUICK DISCONNECT COUPLERS

BALL VALVES

ASSEMBLY FABRICATION



EQUIPMENT

HOSE/CPLG. SELECTION

GLOBALSPIRAL COUPLINGS

PCM COUPLINGS

PCS COUPLINGS

PCM/PCS FERRULES

MEGACRIMP COUPLINGS

POWER CRIMP COUPLINGS

FIELD ATTACHABLE G1 & G2 COUPLINGS

LOW PRESSURE COUPLINGS

GLX COUPLINGS

POLARSEAL COUPLINGS

POWER STEERING

PCTS THERMO-PLASTIC COUPLINGS

ADAPTERS

ACCESSORIES

QUICK DISCONNECT COUPLERS

BALL VALVES

ASSEMBLY FABRICATION

Steel Power Steering & Transmission Oil Cooler Tubing - Cont'd

Part No.	Prod. No.	Descr.	Std. Pack
A35001-2412	7821-0101	24" - 12mm Male Captive O-Ring	2
A35001-2414	7821-0104	24" - 14mm Male O-Ring	2
A35001-2416	7821-0110	24" - 16mm Male O-Ring	2
A35001-2418	7821-0112	24" - 18mm Captive O-Ring	2

Steel Power Steering & Transmission Oil Cooler Tubing



Part No.	Prod. No.	Descr.	Std. Pack
A35003-2406	7821-0117	24" - 3/8" Inverted Male Flare	2
A35003-2414	7821-0103	24" - 14mm Male Inverted Flare	2
A35003-2416	7821-0109	24" - 16mm Male Inverted Flare	2

Steel Power Steering & Transmission Oil Cooler Tubing



Part No.	Prod. No.	Descr.	Std. Pack
A35004-2406	7821-0119	24" - 3/8" Male SAE	2

Steel Power Steering & Transmission Oil Cooler Tubing



Part No.	Prod. No.	Descr.	Std. Pack
A35005-2416	7821-0108	24" - 16mm Long Swivel O-Ring	2

Steel Power Steering & Transmission Oil Cooler Tubing



Part No.	Prod. No.	Descr.	Std. Pack
A35006-2406	7821-0120	24" - 3/8" Swivel O-Ring Type I	2

Steel Power Steering & Transmission Oil Cooler Tubing

Part No.	Prod. No.	Descr.	Std. Pack
A35007-2405	7821-0114	24" - 5/16" Swivel O-Ring Type II	2

Steel Power Steering & Transmission Oil Cooler Tubing

Part No.	Prod. No.	Descr.	Std. Pack
A35008-2416	7821-0111	24" - 16mm Swivel O-Ring Type III	2

Steel Power Steering & Transmission Oil Cooler Tubing



Part No.	Prod. No.	Descr.	Std. Pack
A35010-2412	7821-0101	12mm - Captive	2

Steel Power Steering & Transmission Oil Cooler Tubing



Part No.	Prod. No.	Descr.	Std. Pack
A35011-2418	7821-0104	14mm - Captive	2

Steel Power Steering & Transmission Oil Cooler Tubing



Part No.	Prod. No.	Descr.	Std. Pack
A35012-2406	7821-0116	24" - 3/8" Female SAE	2
A35012-2408	7821-0127	24" - 1/2" Female SAE	2
A35012-2416	7821-0107	24" - 16mm Female SAE	2

EQUIPMENT

HOSE/CPLG. SELECTION

GLOBALSPIRAL COUPLINGS

PCM COUPLINGS

PCS COUPLINGS

PCM/PCS FERRULES

MEGACRIMP COUPLINGS

POWER CRIMP COUPLINGS

FIELD ATTACHABLE G1 & G2 COUPLINGS

LOW PRESSURE COUPLINGS

GLX COUPLINGS

POLARSEAL COUPLINGS

POWER STEERING

PCTS THERMO-PLASTIC COUPLINGS

ADAPTERS

ACCESSORIES

QUICK DISCONNECT COUPLERS

BALL VALVES

ASSEMBLY FABRICATION



EQUIPMENT

HOSE/CPLG. SELECTION

GLOBALSPIRAL COUPLINGS

PCM COUPLINGS

PCS COUPLINGS

PCM/PCS FERRULES

MEGACRIMP COUPLINGS

POWER CRIMP COUPLINGS

FIELD ATTACHABLE G1 & G2 COUPLINGS

LOW PRESSURE COUPLINGS

GLX COUPLINGS

POLARSEAL COUPLINGS

POWER STEERING

PCTS THERMO-PLASTIC COUPLINGS

ADAPTERS

ACCESSORIES

QUICK DISCONNECT COUPLERS

BALL VALVES

ASSEMBLY FABRICATION

Steel Power Steering & Transmission Oil Cooler Tubing



Part No.	Prod. No.	Descr.	Std. Pack
A35020-2406	7821-0115	24" - 3/8" Beaded Tube	2

Steel Power Steering & Transmission Oil Cooler Tubing



Part No.	Prod. No.	Descr.	Std. Pack
A35023-2406	7821-0124	24" - 3/8" Male Single Bead Quick Connect	2

Steel Power Steering & Transmission Oil Cooler Tubing



Part No.	Prod. No.	Descr.	Std. Pack
A35025-2406	7821-0121	24" - 3/8" Double Beaded Pipe	2

Steel Power Steering & Transmission Oil Cooler Tubing



Part No.	Prod. No.	Descr.	Std. Pack
A35030-2406	7821-0123	24" - 3/8" GM Quick Connect	2

Aluminum Air Conditioning Tubing



Part No.	Prod. No.	Descr.	Std. Pack
A45001-2406	7821-2024	24" - 3/8" Male Tube O-Ring	2
A45001-2408	7821-2025	24" - 1/2" Male Tube O-Ring	2

Aluminum Air Conditioning Tubing



Part No.	Prod. No.	Descr.	Std. Pack
A45004-2406	7821-2020	24" - 3/8" Male SAE	2
A45004-2408	7821-2021	24" - 1/2" Male SAE	2

Aluminum Air Conditioning Tubing



Part No.	Prod. No.	Descr.	Std. Pack
A45009-2406	7821-2029	24" - 3/8" Male Inverted O-Ring	2
A45009-2408	7821-2030	24" - 1/2" Male Inverted O-Ring	2

Aluminum Air Conditioning Tubing



Part No.	Prod. No.	Descr.	Std. Pack
A45011-2406	7821-2022	24" - 3/8" Female Tube O-Ring	2
A45011-2408	7821-2023	24" - 1/2" Female Tube O-Ring	2
A45011-2416	7821-2026	24" - 16mm Female Tube O-Ring	2
A45011-2418	7821-2027	24" - 18mm Female Tube O-Ring	2
A45011-2420	7821-2028	24" - 20mm Female Tube O-Ring	2

Aluminum Air Conditioning Tubing



Part No.	Prod. No.	Descr.	Std. Pack
A45012-2406	7821-2018	24" - 3/8" Female SAE	2
A45012-2408	7821-2019	24" - 1/2" Female SAE	2

EQUIPMENT

HOSE/CPLG. SELECTION

GLOBALSPIRAL COUPLINGS

PCM COUPLINGS

PCS COUPLINGS

PCM/PCS FERRULES

MEGACRIMP COUPLINGS

POWER CRIMP COUPLINGS

FIELD ATTACHABLE G1 & G2 COUPLINGS

LOW PRESSURE COUPLINGS

GLX COUPLINGS

POLARSEAL COUPLINGS

POWER STEERING

PCTS THERMO-PLASTIC COUPLINGS

ADAPTERS

ACCESSORIES

QUICK DISCONNECT COUPLERS

BALL VALVES

ASSEMBLY FABRICATION



Aluminum Air Conditioning Tubing



Part No.	Prod. No.	Descr.	Std. Pack
A45035-2406	7821-2031	24" - 3/8" Male Ford Spring Lock	2
A45035-2408	7821-2032	24" - 1/2" Male Ford Spring Lock	2

Aluminum Air Conditioning Tubing



Part No.	Prod. No.	Descr.	Std. Pack
A45036-2406	7821-2033	24" - 3/8" Female Ford Spring Lock	2
A45036-2408	7821-2034	24" - 1/2" Female Ford Spring Lock	2

Fabrication - Steel Tubing Bulk for TOC (25 Ft. per package)



Part No.	Prod. No.	Descr.	Std. Pack
A63004	7704-0214	5/16" X 25'	1
A63005	7704-0215	3/8" X 25'	1

EQUIPMENT

HOSE/CPLG. SELECTION

GLOBALSPIRAL COUPLINGS

PCM COUPLINGS

PCS COUPLINGS

PCM/PCS FERRULES

MEGACRIMP COUPLINGS

POWER CRIMP COUPLINGS

FIELD ATTACHABLE G1 & G2 COUPLINGS

LOW PRESSURE COUPLINGS

GLX COUPLINGS

POLARSEAL COUPLINGS

POWER STEERING

PCTS THERMO-PLASTIC COUPLINGS

ADAPTERS

ACCESSORIES

QUICK DISCONNECT COUPLERS

BALL VALVES

ASSEMBLY FABRICATION

Fabrication - O-Rings for TOC (25 per package)



Part No.	Prod. No.	Descr.	Std. Pack
A63089	7704-3089	.465" ID x .075" thickness	25
A63091	7704-3091	.490" ID x .075" thickness	25
A63093	7704-3093	.670" ID x .103" thickness	25
A63094	7704-3094	.682" ID x .103" thickness	25
A63095	7704-3095	.795" ID x .105" thickness	25
A63096	7704-3096	.460" ID x .080" thickness	25
A63097	7704-3097	.392" ID x .080" thickness	25

Fabrication - Retainer Clips & Washers for TOC (25 per package)



Part No.	Prod. No.	Descr.	Std. Pack
A63098	7704-3098	Retainer Clip	25
A63099	7704-3099	Retainer Clip	1
A63100	7704-3100	Copper Washer	25
A63101	7704-3101	Copper Washer	25
A63102	7704-3102	Copper Washer	25
A63103	7704-3103	Copper Washer	25
A63104	7704-3104	Copper Washer	25
A63105	7704-3105	Washer	25
A63106	7704-3106	Washer	25
A63107	7704-3107	Washer	25
A63108	7704-3108	Washer w/Rubber Insert	10

EQUIPMENT

HOSE/CPLG.
SELECTIONGLOBALSPIRAL
COUPLINGSPCM
COUPLINGSPCS
COUPLINGSPCM/PCS
FERRULESMEGACRIMP
COUPLINGSPOWER
CRIMP
COUPLINGSFIELD
ATTACHABLE
G1 & G2
COUPLINGSLOW
PRESSURE
COUPLINGSGLX
COUPLINGSPOLARSEAL
COUPLINGSPOWER
STEERINGPCTS
THERMO-
PLASTIC
COUPLINGS

ADAPTERS

ACCESSORIES

QUICK
DISCONNECT
COUPLERS

BALL VALVES

ASSEMBLY
FABRICATION



Assembly Fabrication Products

Fabrication - Retainer Clips & Washers for TOC (25 per package) - Cont'd

Part No.	Prod. No.	Descr.	Std. Pack
A63109	7704-3109	Washer w/Rubber Insert	1
A63110	7704-3110	Retainer Clip	1

Fabrication - Merchandisers & Sales Aids



Part No.	Prod. No.	Descr.	Std. Pack
A63200	7468-0037	Jiffy-tite Tool	1
A63201	7468-0038	6-Piece Quick Disconnect Tool Kit	1
A63202	7468-0039	8-Piece Quick Disconnect Tool Kit	1
A63300	7704-9005	Mechanics GM Clip Assortment	1
A63301	7704-9006	3/8" DIY Tool & Clip	1
A63302	7704-9007	1/2" DIY Tool & Clip	1
A63303	7704-9008	O-Ring & Washer Kit	1

EQUIPMENT

HOSE/CPLG. SELECTION

GLOBALSPIRAL COUPLINGS

PCM COUPLINGS

PCS COUPLINGS

PCM/PCS FERRULES

MEGACRIMP COUPLINGS

POWER CRIMP COUPLINGS

FIELD ATTACHABLE G1 & G2 COUPLINGS

LOW PRESSURE COUPLINGS

GLX COUPLINGS

POLARSEAL COUPLINGS

POWER STEERING

PCTS THERMO-PLASTIC COUPLINGS

ADAPTERS

ACCESSORIES

QUICK DISCONNECT COUPLERS

BALL VALVES

ASSEMBLY FABRICATION