

H Bushing Sheaves

Cast Iron Sheaves - **Light-Duty Bushed, One Groove and Two Groove**

AK30H to AK184H -
2AK30H to 2AK184H

Order part number size

Example: AK30H

Example: 2AK32H

for 3L, 4L or A Belts. See pages 100-103.

Order H bushing separately

For All 1 Groove Sheaves

F= 3/4
L= 1 1/4
G= 7/16
E= 3/16



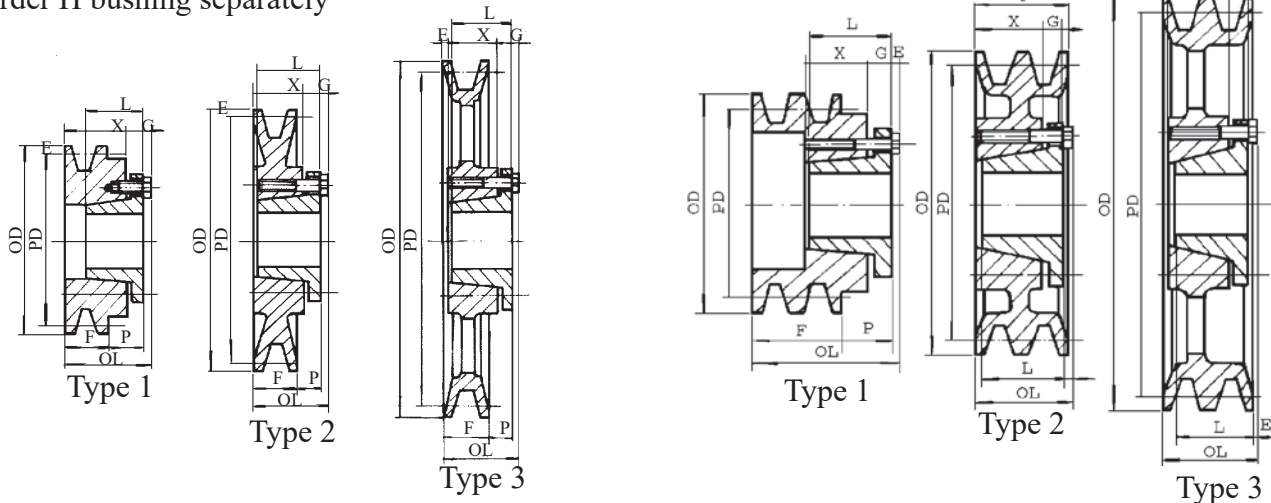
AKH

For All 2 Groove Sheaves

F= 1 3/8
L= 1 1/4
X= 7/8
G= 1/2
E= 3/16



2AKH



s = solid, ● lh = lighting hole, ⊙ sp = spoked ⊗

Part No.	Diameters			Type	Dimensions			
	O.D.	Pitch			O.L.	P	X	WT.
		"3L"	"4L or A"					
AK30H	3.05	2.46	2.80	1 s	1 13/16	7/8	1 3/16	1.30
AK32H	3.30	2.66	3.00	1 s	1 13/16	7/8	1 3/16	1.30
AK34H	3.45	2.86	3.20	2 s	1 1/2	9/16	7/8	1.20
AK39H	3.75	3.16	3.50	2 s	1 1/2	9/16	7/8	1.50
AK41H	3.95	3.36	3.70	2 s	1 1/2	9/16	7/8	1.80
AK44H	4.25	3.66	4.00	2 s	1 1/2	9/16	7/8	2.00
AK46H	4.45	3.86	4.20	2 s	1 1/2	9/16	7/8	2.30
AK49H	4.75	4.16	4.50	2 s	1 1/2	9/16	7/8	2.60
AK51H	4.95	4.36	4.70	2 s	1 1/2	9/16	7/8	2.70
AK54H	5.25	4.66	5.00	2 s	1 1/2	9/16	7/8	2.60
AK56H	5.45	4.86	5.20	2 s	1 1/2	9/16	7/8	2.80
AK59H	5.75	5.16	5.50	2 s	1 1/2	9/16	7/8	3.00
AK61H	5.95	5.36	5.70	3 s	1 1/2	9/16	7/8	3.10
AK64H	6.25	5.66	6.00	3 s	1 1/2	9/16	7/8	3.30
AK66H	6.45	5.86	6.20	3 s	1 1/2	9/16	7/8	3.60
AK69H	6.75	6.16	6.50	3 lh	1 1/2	9/16	7/8	3.50
AK71H	6.95	6.36	6.70	3 lh	1 1/2	9/16	7/8	3.50
AK74H	7.25	6.66	7.00	3 lh	1 1/2	9/16	7/8	3.80
AK79H	7.75	7.16	7.50	3 lh	1 1/2	9/16	7/8	4.20
AK84H	8.25	7.66	8.00	3 lh	1 1/2	9/16	7/8	4.60
AK89H	8.75	8.16	8.50	3 lh	1 1/2	9/16	7/8	4.80
AK94H	9.25	8.66	9.00	3 lh	1 1/2	9/16	7/8	5.60
AK99H	9.75	9.16	9.50	3 lh	1 1/2	9/16	7/8	5.90
AK104H	10.25	9.66	10.00	3 sp	1 1/2	9/16	7/8	6.80
AK109H	10.75	10.16	10.50	3 sp	1 1/2	9/16	7/8	7.10
AK114H	11.25	10.66	11.00	3 sp	1 1/2	9/16	7/8	7.50
AK124H	12.25	11.66	12.00	3 sp	1 1/2	9/16	7/8	8.00
AK134H	13.25	12.66	13.00	3 sp	1 1/2	9/16	7/8	10.70
AK144H	14.25	13.66	14.00	3 sp	1 1/2	9/16	7/8	11.10
AK154H	15.25	14.66	15.00	3 sp	1 1/2	9/16	7/8	12.50
AK184H	18.25	17.66	18.00	3 sp	1 1/2	9/16	7/8	17.30

Part No.	Diameters			Type	Dimensions			
	O.D.	Pitch			O.L.	P	X	WT.
		"3L"	"4L or A"					
2AK30H	3.05	2.46	2.80	1 s	2 7/16	7/8	15/16	1.70
2AK32H	3.25	2.66	3.00	1 s	2 7/16	7/8	15/16	1.80
2AK34H	3.45	2.86	3.20	1 s	2	7/16	1/2	1.70
2AK39H	3.75	3.16	3.50	1 s	2	7/16	1/2	2.10
2AK41H	3.95	3.36	3.70	2 s	1 1/2	1/16	-	2.40
2AK44H	4.25	3.66	4.00	2 s	1 1/2	1/16	-	2.90
2AK46H	4.45	3.86	4.20	2 s	1 1/2	1/16	-	3.20
2AK49H	4.75	4.16	4.50	2 s	1 1/2	1/16	-	3.70
2AK51H	4.95	4.36	4.70	2 s	1 1/2	1/16	-	3.20
2AK54H	5.25	4.66	5.00	2 s	1 1/2	1/16	-	3.50
2AK56H	5.45	4.86	5.20	2 s	1 1/2	1/16	-	3.80
2AK59H	5.75	5.16	5.50	3 s	1 1/2	1/16	-	4.10
2AK61H	5.95	5.36	5.70	3 s	1 1/2	1/16	-	4.30
2AK64H	6.25	5.66	6.00	3 s	1 1/2	1/16	-	4.60
2AK74H	7.25	6.66	7.00	3 lh	1 1/2	1/16	-	5.10
2AK84H	8.25	7.66	8.00	3 lh	1 1/2	1/16	-	6.10
2AK94H	9.25	8.66	9.00	3 lh	1 1/2	1/16	-	7.40
2AK104H	10.25	9.66	10.00	3 sp	1 1/2	1/16	-	9.20
2AK114H	11.25	10.66	11.00	3 sp	1 1/2	1/16	-	10.00
2AK124H	12.25	11.66	12.00	3 sp	1 1/2	1/16	-	10.90
2AK134H	13.25	12.66	13.00	3 sp	1 1/2	1/16	-	13.10
2AK144H	14.25	13.66	14.00	3 sp	1 1/2	1/16	-	14.60
2AK154H	15.25	14.66	15.00	3 sp	1 1/2	1/16	-	16.20
2AK184H	18.25	17.66	18.00	3 sp	1 1/2	1/16	-	21.60

Stock H Bushings and Metric bores on pages 89-90.

AK Sheaves are accurately machined from gray cast iron, statically balanced, painted and individually packaged.

Note: Cast iron sheaves may not exceed 6500 FPM. This speed **DOES NOT** specify if dynamic balancing (2 plane) is required. Contact customer service to verify whether dynamic balancing is required.

Cast Iron Sheaves - **Light Duty**
Bushed, **One Groove and Two Groove**
BK30H to BK190H - 2BK32H to 2BK190H

Order part number size

Example: BK30H

Example: 2BK32H

for 4L or A, 5L or B Belts.

See pages 100-108.

Order H bushings separately

**For All
1 Groove Sheaves**
F= 7/8
L= 1 1/4
G= 7/16
E= 3/16



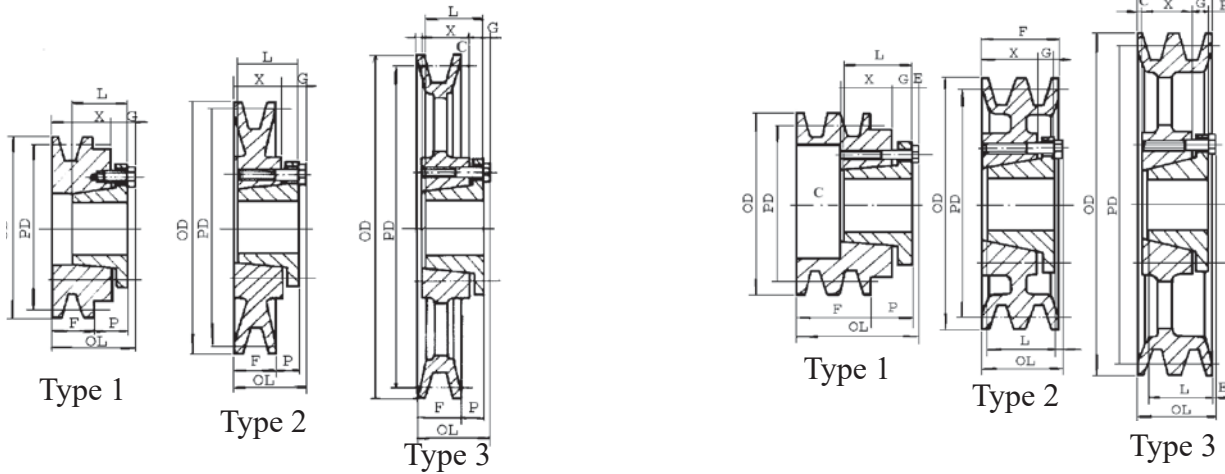
BKH

**For All
2 Groove
Sheaves**

F= 1 3/4
L= 1 1/4
X= 7/8
G= 7/16
E= 3/16



2BKH



s = solid, ● lh = lighting hole, ⊙ sp = spoked ⊗

Part No.	Diameters			Type	Dimensions				WT.
	O.D.	Pitch "4L or A" "5L or B"			O.L.	P	C	X	
BK30H	3.15	2.40	2.80	1 s	1 15/16	7/8	-	1 3/8	1.4
BK32H	3.35	2.60	3.00	1 s	1 15/16	7/8	-	1 3/8	1.6
BK34H	3.55	2.80	3.20	1 s	1 15/16	7/8	-	1 3/8	1.8
BK36H	3.75	3.00	3.40	2 s	1 1/2	7/16	-	7/8	1.5
BK40H	3.95	3.20	3.60	2 s	1 1/2	7/16	-	7/8	1.7
BK45H	4.25	3.50	3.90	2 s	1 1/2	7/16	-	7/8	2.1
BK47H	4.45	3.70	4.10	2 s	1 1/2	7/16	-	7/8	2.3
BK50H	4.75	4.00	4.40	2 s	1 1/2	7/16	-	7/8	2.7
BK52H	4.95	4.20	4.60	2 s	1 1/2	7/16	-	7/8	3.0
BK55H	5.25	4.50	4.90	2 s	1 1/2	7/16	-	7/8	3.5
BK57H	5.45	4.70	5.10	2 s	1 1/2	7/16	-	7/8	3.6
BK60H	5.75	5.00	5.40	2 s	1 1/2	7/16	-	7/8	3.5
BK62H	5.95	5.20	5.60	2 s	1 1/2	7/16	-	7/8	3.7
BK65H	6.25	5.50	5.90	2 s	1 1/2	7/16	-	7/8	4.0
BK67H	6.45	5.70	6.10	2 s	1 1/2	7/16	-	7/8	4.0
BK70H	6.75	6.00	6.40	3 s	1 9/16	1/2	1/16	7/8	4.7
BK72H	6.95	6.20	6.60	3 s	1 9/16	1/2	1/16	7/8	4.7
BK75H	7.25	6.50	6.90	3 lh	1 9/16	1/2	1/16	7/8	4.7
BK77H	7.45	6.70	7.10	3 lh	1 9/16	1/2	1/16	7/8	4.8
BK80H	7.75	7.00	7.40	3 lh	1 9/16	1/2	1/16	7/8	5.3
BK85H	8.25	7.50	7.90	3 lh	1 9/16	1/2	1/16	7/8	5.5
BK90H	8.75	8.00	8.40	3 lh	1 9/16	1/2	1/16	7/8	6.0
BK95H	9.25	8.50	8.90	3 lh	1 9/16	1/2	1/16	7/8	6.7
BK100H	9.75	9.00	9.40	3 lh	1 9/16	1/2	1/16	7/8	7.1
BK105H	10.25	9.50	9.90	3 lh	1 9/16	1/2	1/16	7/8	7.5
BK110H	10.75	10.00	10.40	3 sp	1 9/16	1/2	1/16	7/8	8.6
BK115H	11.25	10.50	10.90	3 sp	1 9/16	1/2	1/16	7/8	8.8
BK120H	11.75	11.00	11.40	3 sp	1 9/16	1/2	1/16	7/8	9.2
BK130H	12.75	12.00	12.40	3 sp	1 9/16	1/2	1/16	7/8	10.6
BK140H	13.75	13.00	13.40	3 sp	1 9/16	1/2	1/16	7/8	12.9
BK150H	14.75	14.00	14.40	3 sp	1 9/16	1/2	1/16	7/8	14.4
BK160H	15.75	15.00	15.40	3 sp	1 9/16	1/2	1/16	7/8	15.5
BK190H	18.75	18.00	18.40	3 sp	1 9/16	1/2	1/16	7/8	21.1

Part No.	Diameters			Type	Dimensions				WT.
	O.D.	Pitch "4L or A" "5L or B" Type			O.L.	P	C	X	
2BK32H	3.35	2.60	3.00	1 s	2 13/16	7/8	1 5/16	2.5	
2BK34H	3.55	2.80	3.20	1 s	2 13/16	7/8	1 5/16	2.8	
2BK36H	3.75	3.00	3.40	1 s	2 3/8	7/16	7/8	2.6	
2BK40H	3.95	3.20	3.60	1 s	2 3/8	7/16	7/8	3.0	
2BK45H	4.25	3.50	3.90	1 s	2 3/8	7/16	7/8	3.4	
2BK47H	4.45	3.70	4.10	2 s	1 3/4	7/16	-	3.8	
2BK50H	4.75	4.00	4.40	2 s	1 3/4	7/16	-	4.4	
2BK52H	4.95	4.20	4.60	2 s	1 3/4	7/16	-	4.8	
2BK55H	5.25	4.50	4.90	2 s	1 3/4	7/16	-	5.4	
2BK57H	5.45	4.70	5.10	2 s	1 3/4	7/16	-	5.3	
2BK60H	5.75	5.00	5.40	2 s	1 3/4	7/16	-	5.6	
2BK62H	5.95	5.20	5.60	2 s	1 3/4	7/16	-	5.8	
2BK65H	6.25	5.50	5.90	3 s	1 3/4	7/16	1/4	6.4	
2BK67H	6.45	5.70	6.10	3 s	1 3/4	7/16	1/4	6.7	
2BK70H	6.75	6.00	6.40	3 s	1 3/4	7/16	1/4	7.2	
2BK80H	7.75	7.00	7.40	3 lh	1 3/4	7/16	1/4	8.3	
2BK90H	8.75	8.00	8.40	3 lh	1 3/4	7/16	1/4	9.8	
2BK100H	9.75	9.00	9.40	3 lh	1 3/4	7/16	1/4	11.5	
2BK110H	10.75	10.00	10.40	3 sp	1 3/4	7/16	1/4	13.6	
2BK120H	11.75	11.00	11.40	3 sp	1 3/4	7/16	1/4	15.0	
2BK130H	12.75	12.00	12.40	3 sp	1 3/4	7/16	1/4	16.7	
2BK140H	13.75	13.00	13.40	3 sp	1 3/4	7/16	1/4	19.8	
2BK160H	15.75	15.00	15.40	3 sp	1 3/4	7/16	1/4	24.5	
2BK190H	18.75	18.00	18.40	3 sp	1 3/4	7/16	1/4	26.0	

Stock H Bushings and Metric bores on pages 89-90.

BK Sheaves are accurately machined from gray cast iron, statically balanced, painted and individually packaged.

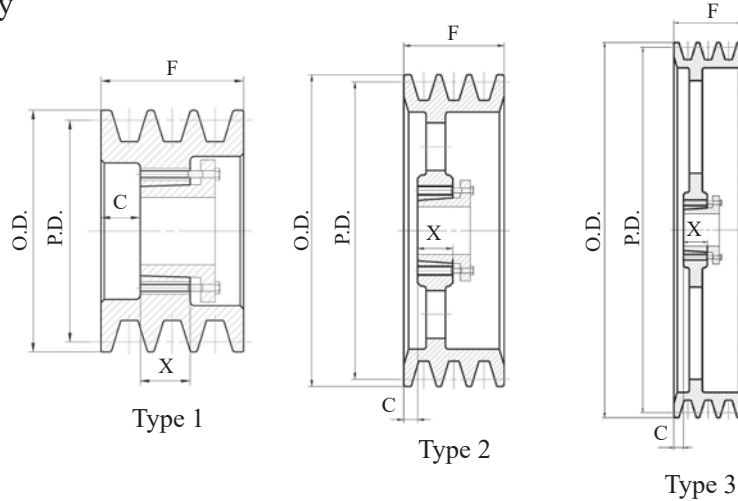
Note: Cast iron sheaves may not exceed 6500 FPM. This speed **DOES NOT** specify if dynamic balancing (2 plane) is required. Contact customer service to verify whether dynamic balancing is required.

3BKH Sheaves

Cast Iron Sheaves - **Light Duty**
Bushed, **Three Groove**
3BK45H to 3BK190H
Order part number size
Example: 3BK45H



for **4L or A, 5L or B Belts.**
See pages **100-108.**
Order H bushings separately



s = solid, ● lh = lighting hole, ⊗ sp = spoked

Part No.	Diameters			Type	Dimensions			
	O.D.	"4L or A" Pitch	"5L or B" Pitch		F	X	C	WT.
3BK45H	4.25	3.50	3.90	1 s	2 1/2	7/8	11/16	3.9
3BK47H	4.45	3.70	4.10	1 s	2 1/2	7/8	11/16	4.2
3BK50H	4.75	4.00	4.40	1 s	2 1/2	7/8	11/16	4.4
3BK52H	4.95	4.20	4.60	1 s	2 1/2	7/8	11/16	4.7
3BK55H	5.25	4.50	4.90	1 s	2 1/2	7/8	11/16	5.1
3BK57H	5.45	4.70	5.10	1 s	2 1/2	7/8	11/16	5.3
3BK60H	5.75	5.00	5.40	2 s	2 1/2	7/8	11/16	5.6
3BK62H	5.95	5.20	5.60	2 s	2 1/2	7/8	11/16	5.8
3BK65H	6.25	5.50	5.90	2 s	2 1/2	7/8	9/32	5.8
3BK67H	6.45	5.70	6.10	2 s	2 1/2	7/8	9/32	6.2
3BK70H	6.75	6.00	6.40	2 s	2 1/2	7/8	9/32	6.6
3BK80H	7.75	7.00	7.40	2 lh	2 1/2	7/8	11/32	8.3
3BK90H	8.75	8.00	8.40	2 lh	2 1/2	7/8	11/32	9.8
3BK100H	9.75	9.00	9.40	2 lh	2 1/2	7/8	11/32	10.9
3BK110H	10.75	10.00	10.40	2 lh	2 1/2	7/8	11/32	12.1
3BK120H	11.75	11.00	11.40	3 sp	2 1/2	7/8	11/32	14.3
3BK130H	12.75	12.00	12.40	3 sp	2 1/2	7/8	13/32	16.2
3BK140H	13.75	13.00	13.40	3 sp	2 1/2	7/8	13/32	17.7
3BK160H	15.75	15.00	15.40	3 sp	2 1/2	7/8	13/32	21.0
3BK190H	18.75	18.00	18.40	3 sp	2 1/2	7/8	13/32	25.8

Stock H Bushings and Metric bores on pages 89-90.

BK Sheaves are accurately machined from gray cast iron, statically balanced, painted and individually packaged.

Note: Cast iron sheaves may not exceed 6500 FPM. This speed **DOES NOT** specify if dynamic balancing (2 plane) is required. Contact customer service to verify whether dynamic balancing is required.